

Producer Price Indices

MM22

Data for January 2010

Editor: Patrick Fice
Newport: Office for National Statistics
Published: 16 February 2010
Crown copyright © 2010

A National Statistics publication

National Statistics are produced to high professional standards set out in the Code of Practice for Official Statistics. They are produced free from political influence.

About us

The Office for National Statistics

The Office for National Statistics (ONS) is the executive office of the UK Statistics Authority, a non-ministerial department which reports directly to Parliament. ONS is the UK government's single largest statistical producer. It compiles information about the UK's society and economy, and provides the evidence-base for policy and decision-making, the allocation of resources, and public accountability. The Director-General of ONS reports directly to the National Statistician who is the Authority's Chief Executive and the Head of the Government Statistical Service.

The Government Statistical Service

The Government Statistical Service (GSS) is a network of professional statisticians and their staff operating both within the Office for National Statistics and across more than 30 other government departments and agencies.

Contacts

This publication

For information about the content of this publication, contact Editor

Tel: 01633 455941

Email: patrick.fice@ons.gsi.gov.uk

Other customer enquiries

ONS Customer Contact Centre

Tel: 0845 601 3034

International: +44 (0)845 601 3034

Minicom: 01633 812399

Email: info@statistics.gsi.gov.uk

Fax: 01633 652747

Post: Room 1015, Government Buildings,
Cardiff Road, Newport, South Wales NP10 8XG
www.ons.gov.uk

Media enquiries

Tel: 0845 604 1858

Email: press.office@ons.gsi.gov.uk

Copyright and reproduction

© Crown copyright 2010

Published with the permission of the Office of Public Sector Information (OPSI)

You may use this publication (excluding logos) free of charge in any format for research, private study or internal circulation within an organisation providing it is used accurately and not in a misleading context. The material must be acknowledged as Crown copyright and you must give the title of the source publication. Where we have identified any third party copyright material you will need to obtain permission from the copyright holders concerned.

For re-use of this material you must apply for a Click-Use Public Sector Information (PSI) Licence from:

Office of Public Sector Information, Crown Copyright Licensing and Public Sector Information, Kew, Richmond, Surrey, TW9 4DU

Tel: 020 8876 3444

www.opsi.gov.uk/click-use/index.htm

BACKGROUND TO PRODUCER PRICES

INTRODUCTION

This publication contains price information from UK manufacturers and importers. Output data is based on the revised Standard Industrial Classification SIC(92), the import data is based on the Standard International Trade Classification SITC (R3) and the export data on the Combined Nomenclature (CN).

WHAT ARE PRODUCER PRICES?

Producer Price Indices (PPIs) are a series of economic indicators that measure the price movement of goods bought and sold by UK manufacturers. It is a base weighted index working on the basket of goods concept. A wide range of representative products are selected and the prices of these goods collected each month. The movement in these prices are weighted to reflect the relative importance of the products in a chosen year (known as the base year) currently 2005. These are then aggregated for various sectors of industry to provide the published indices in the monitor.

The input PPIs (table 3) measure changes in the price of materials and fuel bought by manufacturers for processing. The output PPIs (table 4) indicate changes in the prices manufacturers charge for goods destined for the UK market as they leave the factory net of VAT and after discounts.

More information can be found on our website

<http://www.statistics.gov.uk/ppi>

National Statistics Online:

www.statistics.gov.uk

Users can download time series, cross sectional data and metadata from across the Government Statistical Service (GSS) using the search and index functions from the homepage. Many datasets can be downloaded, in whole or in part, and directory information for all GSS statistical resources can be consulted, including censuses, surveys, periodicals and enquiry services. Information is posted as PDF electronic documents or in XLS and CSV formats, compatible with most spreadsheet packages.

Time Series Data

The Time Series data facility on the website provides access to around 40,000 time series, of primarily macro-economic data, drawn from the main tables in a range of our major economic and market publications. Users can download complete releases, or view and download customised selections of individual time series.

<p align="center">PRODUCER PRICE INDICES MM22 TABLE OF CONTENTS</p>
--

Rebased MM22	Rebased MM22 onto 2005=100	Page 8
Table 1	Price indices of materials and fuels purchased – all manufacturing and selected industries SIC(92)	Page 24
Table 2	Price indices of United Kingdom output – all manufacturing and selected industries SIC(92)	Page 28
Table 3	Price indices of materials and fuels purchased by detailed manufacturing industries SIC(92)	Page 32
Table 4	Price indices of products manufactured in the United Kingdom SIC(92)	Page 40
Table 5	Price indices of commodities imported into the United Kingdom SITC (R3)	Page 70
Table 6	Price indices of goods exported from the United Kingdom Combined Nomenclature (3 digit)	Page 84

How to use this Publication

Need Some Help?

This publication gives you all the available information on price data. However, if you have any technical queries the following help line is available and staff will be happy to take your call:

☎ (01633) 455941

For general enquiries and tables 1 to 6.

Alternatively you can email us at ppi@ons.gov.uk

Publication Dates

The dates on which this publication is available in 2010 are:

19 January	18 May	21 September
16 February	22 June	19 October
16 March	20 July	16 November
20 April	17 August	21 December

What is MM22?

This publication is produced monthly and provides price movement data at all manufacturing, aggregated industry and product group level. It consists of data supplied from individual UK manufacturers, importers and exporters.

What's Included?

The Producer Price Indices are calculated from the price movements of around 6,750 closely defined materials and products purchased (including imports) and manufactured by UK industry. This price data is converted into a basic set of price indices from which broad series are built up. Products destined for sale in the UK are grouped in accordance with the Standard Industrial Classification 1992 with weighting patterns based on overall purchases and sales by manufacturers within those groupings. The indices published in this monitor are widely used by business in price escalation clauses in contracts and for monitoring price movements in the products they trade.

A number of export price indices classified to the European harmonised tariff code system is published in table 6. Coverage is being extended to include other areas of manufacturing exports.

Special Indices

ONS may for a charge, make up a special index for you and provide regular monthly updates. Each case is considered against the resources required to produce and maintain the series requested.

If you would like more details of this service please call **(01633) 455941** or write to the following address **National Statistics, Publication Section, Room 1.227, Government Buildings, Cardiff Road, Newport, South Wales, NP10 8XG** or email us at ppi@ons.gov.uk

Data Formats

Data can be downloaded in either plain text file or Navidata[®] 3.1 formats. Navidata[®] 3.1 is free software developed specifically for analysing and using economic time series data - it enables you to create tables and charts, and export in CSV (comma or tab separated) formats which are compatible with your PC's spreadsheet software

[Download Navidata[®] 3.1 software](#) and a sample dataset.

NOTES

Reading the data

These notes should help you interpret the information in the following tables.

What are Net Sector Output Indices?

The weighting patterns used to calculate net sector output indices exclude transactions between companies classified to the same sector e.g. manufacturing sector or manufacturing excluding food, drink, tobacco and petroleum. For example, for Net Sector Output purposes, the value of an electronic component manufacturer's sales to a car manufacturer would be excluded from the weighting patterns used to derive final index values (thereby reflecting the value of sales to only those purchasers outside the manufacturing sector).

What are Gross Sector Output Indices?

This series is found in tables 2 and 4 represents the price movement of goods sold within the UK by companies classified to manufacturing as defined by SIC(92). Weights are calculated on a gross basis i.e. all transactions are included in deriving the weighting patterns, including sales within the same industry.

What are Input/Output Group Input Indices?	This series represents the price movement of materials and fuels purchased by UK manufacturers and is found in table 3. The I/O group input series all include purchases of materials and fuel including those between manufacturers classified to the same sector of industry (e.g. one chemical manufacturer to another).
How are Export Prices calculated?	The Export Price Indices (EPIs) use broadly the same methodology as the PPI. A range of representative products are selected and the prices of these goods collected each month from established exporters within specified 6 digit tariff codes of the Harmonised System (HS). The movement in these prices are weighted to reflect the relative importance of these products and aggregated to 3 digit (CN) level to provide the published indices in table 6. The series are calculated on a base year of 2005=100.
What about VAT and Excise Duties?	All indices are compiled exclusive of Value Added Tax. Excise duties (on cigarettes, tobacco, alcoholic liquor and hydrocarbon oils) are included except where specified otherwise.
What about Provisional Data?	Indices for the latest two months are provisional and flagged with a ‘p’ marker due to the level of imputation present for items where the latest prices are not available. The latest five months are subject to revisions in light of (a) late and revised contributor data and (b) revisions to seasonal adjustment factors which are re-estimated every month.
What about Revisions?	Occasionally, information is received that produces a change in an index value that has already been published as firm. Where the change is significant, index values are recalculated and annotated with an ‘r’ marker. More information on the cause of the revisions is presented in the First Release.
What about Price Changes?	The monthly index data relates to an average calculation for the month. The effect of price changes occurring part way through the period will only be reflected in an index in the following month’s publication.

No Data?

You will see that various symbols are used throughout this publication to provide meaning to the gaps in the data or where the quality of the index values is reduced. There are a number of these and the following key will provide an explanation:

B These index values are considered less reliable mainly due to the lack of market coverage.

F Indices labelled F are based on relatively few quotes and in the long term should not be relied upon for contractual purposes.

" These values have been suppressed because the index would risk disclosure of individual price movements.

n.e.c. Not elsewhere classified.

Rebasing of MM22

Indices in this release have been rebased and referenced onto 2005=100. This process takes place every five years. A long run of back data on 2005=100 is being placed on the National Statistics website under related links at <http://www.statistics.gov.uk/ppi>

PPI: Cut in sample size

The sample size of the PPI survey has been reduced by 25 per cent by reallocating the sample to maintain the quality of the high level PPI shown in the First Release (i.e. at 2 digit SIC level and above). This involves recruitment in certain areas offset by cuts in other areas. Below 2 digit level, there has been inevitable loss of quality for certain industries' PPIs and a loss of detail in the published data, although the intention is to continue publishing all the 4 digit SIC level PPIs. The cut was implemented in three stages, in March 2007, July 2007 and December 2007. Details are shown on the ONS website:

http://www.statistics.gov.uk/downloads/theme_economy/PPICutInSampleSizeDecember2007.pdf

Linking Rebased indices

The Producer Prices are series of base-weighted indices resting on the 'basket of goods' concept, and regular five yearly rebasing is carried out in order to reflect the changing pattern of industry's sales and purchases in the index weights. This rebasing has switched to an index with a base of 2005=100 from its former base of 2000=100. This means that the fixed weights used to combine product indices into broader aggregates will reflect the pattern of transactions in 2005 rather than 2000.

To convert 2005=100 indices back onto a 2000=100 basis

For those who are using the 2000=100 indices in long-term contracts and wish to extend the series beyond August 2008 (the latest month for which 2000=100 figures were published), the following approach may be suitable.

First, select the nearest equivalent index published in the 2005=100 series and then calculate a linking factor as follows:

$$\frac{\text{2000=100 index for June 2008}}{\text{Nearest equivalent 2005=100 index for June 2008}}$$

Then simply multiply the 2005=100 index after June 2008 by this linking factor to extend the 2000=100 time series.

For example: 7209200000 (PLLU)

	June	July	August
2000=100 ²	123.8	124.4p	123.7p
2005=100	114.9	115.4	114.6p

²As published in Business Monitor MM22 for August 2008.

The factor is calculated as $123.8/114.9 = 1.077$ and figures for the 2000=100 extended series are calculated as follows:

July	$115.4 * 1.077 = 124.3$
August	$114.6 * 1.077 = 123.4$

Producer prices

January 2010



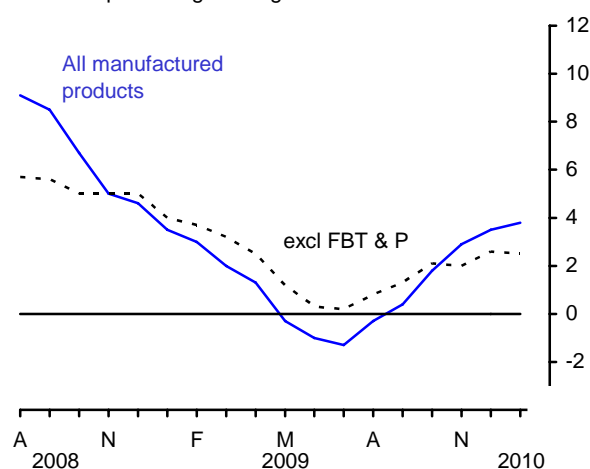
Date: 5 February 2010

Coverage: United Kingdom **Theme:** The Economy

The output price index for home sales of manufactured products rose 3.8 per cent in the year to January, compared with a rise of 3.5 per cent in the year to December. The index rose 0.4 per cent between December and January, mainly reflecting price rises in petroleum products, other manufactured products and tobacco and alcohol products.

The output price index excluding excise duties rose 3.3 per cent in the year to January. The index rose 0.3 per cent between December and January.

Output prices
12 months percentage change



The output price index excluding food, beverages, tobacco and petroleum rose 2.5 per cent in the year to January. The index rose 0.3 per cent between December and January.

Output prices (home sales)

Not seasonally adjusted

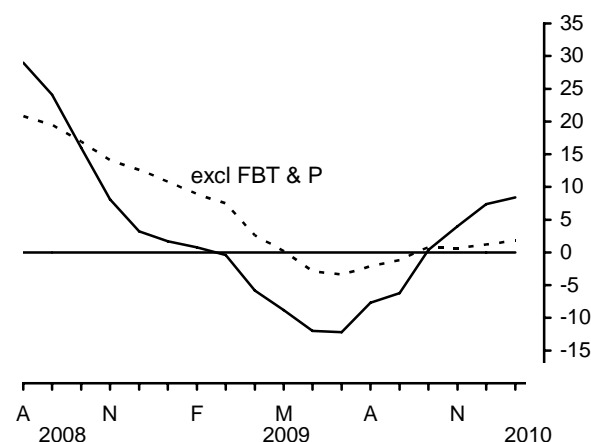
		All manufactured products		Excluding food, beverages, tobacco and petroleum		All manufactured products excluding duty	
		12 months	1 month	12 months	1 month	12 months	1 month
<i>Percentage change</i>							
2009	Aug	-0.3	0.3	0.8	0.2	-1.0	0.3
	Sep	0.4	0.5	1.3	0.5	-0.6	0.4
	Oct	1.8	0.3	2.1	0.4	1.0	0.4
	Nov	2.9	0.3	2.0	0.0	2.1	0.3
	Dec	3.5	0.5	2.6	0.7	3.2	0.6
2010	Jan	3.8	0.4	2.5	0.3	3.3	0.3

Input prices: summary

The input price index for materials and fuels purchased by manufacturing industry rose 8.4 per cent in the year to January and rose 2.0 per cent between December and January. The rise in the input index between December and January mainly reflected a rise in the price of crude oil, and to a lesser extent fuels (inc CCL) and imported parts and equipment. Prices of imported materials as a whole (including imported crude oil) rose 1.7 per cent between December and January.

The input price index for manufacturing industry excluding the food, beverages, tobacco and petroleum industries rose 1.8 per cent in the year to January. Seasonally adjusted, the index rose 0.7 per cent between December and January.

Input prices (materials & fuel) manufacturing industry
12 months percentage change



Input prices^{1, 2}

		Materials and fuels purchased		Excluding food, beverages, tobacco and petroleum industries		
		12 months (NSA)	1 month (NSA)	12 months (NSA)	1 month (NSA)	1 month (SA)
Percentage change						
2009	Aug	-7.7	2.0	-2.1	0.7	1.3
	Sep	-6.2	-0.1	-1.2	0.9	1.0
	Oct	0.4	2.8	0.8	1.8	1.4
	Nov	4.0	0.2	0.7	-0.3	-0.5
	Dec	7.4	0.6	1.2	0.8	0.5
2010	Jan	8.4	2.0	1.8	1.1	0.7

NSA/SA not/seasonally adjusted

1 These indices include the Climate Change Levy which was introduced in May 2001

2 These indices include the Aggregates Levy which was introduced in May 2002

Revisions (Tables 8R and 9R)

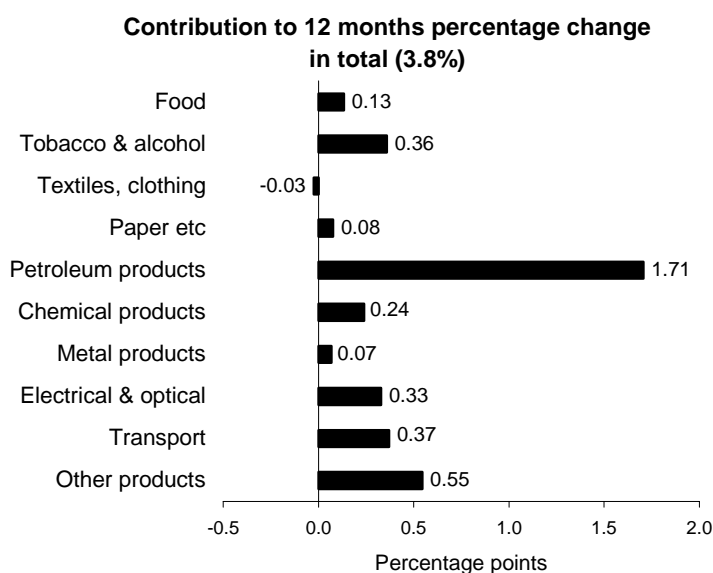
For this bulletin Tables 8R and 9R highlight revisions to movements in price indices previously published in last month's Statistical Bulletin. These are mainly caused by changes to the most recent estimates as more price quotes are received and also revisions to seasonal adjustment factors, which are re-estimated every month.

Output prices: detail

The contributions to movements in the total output index by the main product groups over the last year and month (not seasonally adjusted) are:

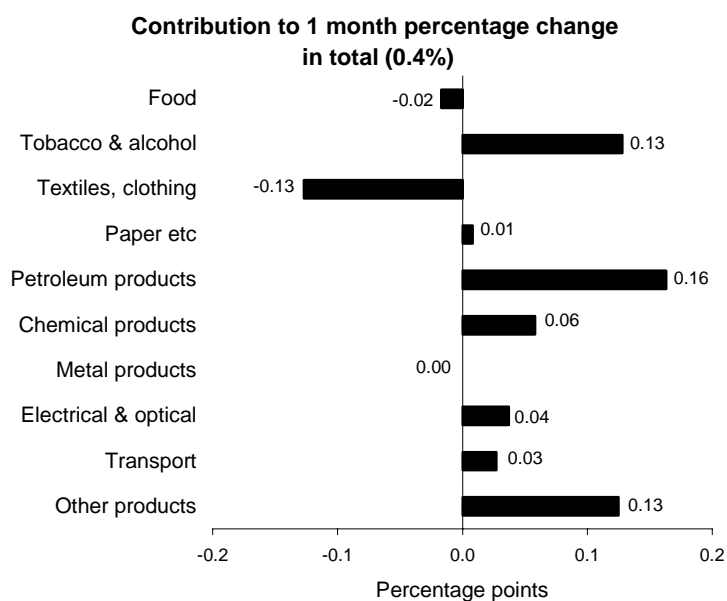
12 month change to January

Product group	Percentage change
Food	0.9
Tobacco & alcohol	3.7
Textiles, clothing	-0.2
Paper etc	1.2
Petroleum products	20.6
Chemical products	2.9
Metal products	1.1
Electrical & optical	4.3
Transport	3.3
Other products	3.3
All manufacturing	3.8



1 month change to January

Product group	Percentage change
Food	-0.1
Tobacco & alcohol	1.4
Textiles, clothing	-1.2
Paper etc	0.2
Petroleum products	1.7
Chemical products	0.7
Metal products	-0.1
Electrical & optical	0.5
Transport	0.2
Other products	0.8
All manufacturing	0.4



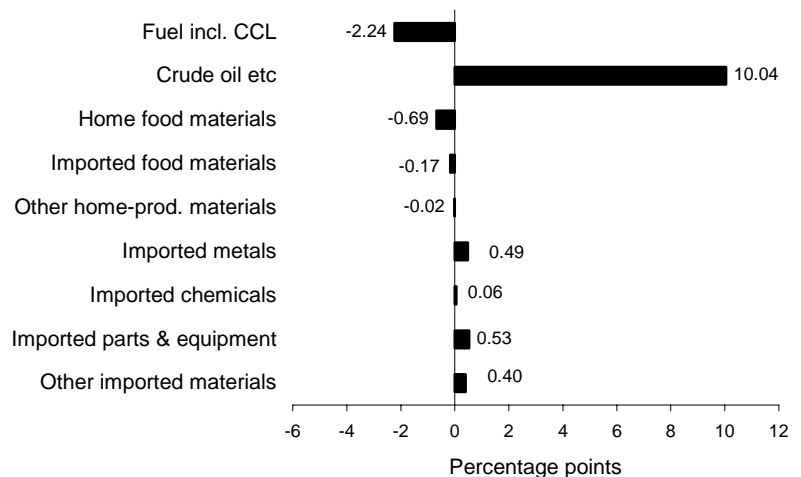
Input prices: detail

The contributions to movements in the total input index by the main commodities over the year and month (not seasonally adjusted) are:

12 month change to January

Product group	Percentage change
Fuel incl. CCL	-16.1
Crude oil etc	70.6
Home food materials	-5.7
Imported food materials	-2.8
Other home-prod. materials	-0.7
Imported metals	7.1
Imported chemicals	0.5
Imported parts & equipment	2.4
Other imported materials	3.8
All manufacturing	8.4

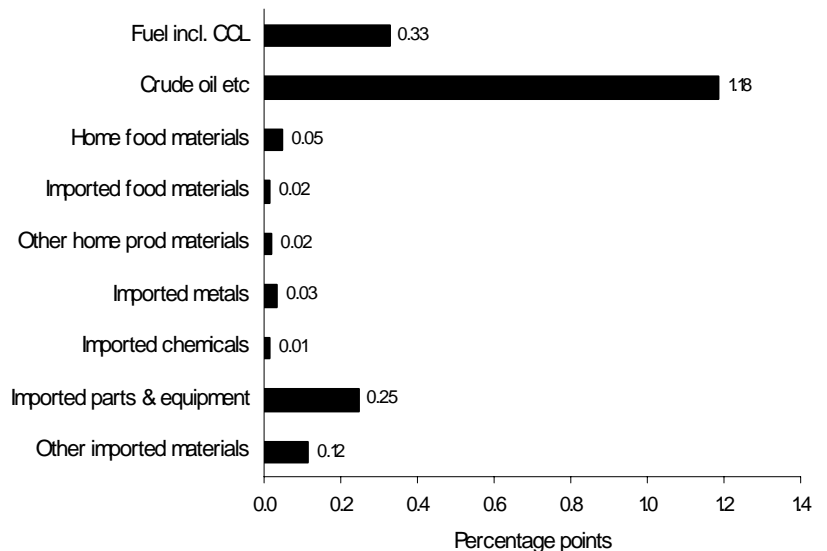
Contribution to 12 months percentage change in total (8.4%)



1 month change to January

Product group	Percentage change
Fuel incl. CCL	3.1
Crude oil etc	5.3
Home food materials	0.4
Imported food materials	0.3
Other home-prod. materials	0.7
Imported metals	0.5
Imported chemicals	0.1
Imported parts & equipment	1.1
Other imported materials	1.1
All manufacturing	2.0

Contribution to 1 month percentage change in total (2.0%)



Summary of statistics for producer prices – January 2010

Output prices

The overall output price index rose 3.8 per cent in the year to January, compared with a rise of 3.5 per cent in the year to December. This is the highest annual rate since December 2008, when the index rose 4.6 per cent. The index rose by 0.4 per cent between December and January, compared with a rise of 0.1 per cent between December 2008 and January 2009.

The rise in the index of 0.4 per cent between December and January was mainly due to price rises in petroleum products, other manufactured products, and tobacco and alcohol products.

Petroleum products rose 1.7 per cent between December and January and rose 20.6 per cent in the year to January. This monthly rise was mainly due to a 3.6 per cent rise in diesel and gas oil (including duty) prices. The rise in the year to January is the highest since September 2008 when it rose 26.2 per cent.

Other manufactured product prices rose 0.8 per cent between December and January and rose by 3.3 per cent in the year to January. This monthly rise was mainly due to a 7.1 per cent rise in recovered secondary raw materials, in particular scrap metal.

Tobacco and alcohol prices rose 1.4 per cent between December and January and rose by 3.7 per cent in the year to January. This monthly rise was mainly due to a 2.1 per cent rise in the price of beer (including duty) and a 1.2 per cent rise in tobacco products (including duty). This monthly rise is the largest since December 2008 when it rose 3.2 per cent.

Apart from food, textiles and metals all other product groups recorded price increases in the month of January.

The output price index for manufactured products excluding food, beverages, tobacco and petroleum rose 2.5 per cent in the year to January, compared with a rise of 2.6 per cent in the year to December. This index is not affected by changes in excise duty. The index rose 0.3 per cent between December and January compared with a rise of 0.3 per cent between December 2008 and January 2009.

The output price index for all manufactured products excluding excise duties is shown in Table 3 of the Statistical Bulletin. This index rose 3.3 per cent in the year to January, compared with a rise of 3.2 per cent in the year to December. The index excluding excise duties rose 0.3 per cent between December and January, compared with a rise of 0.2 per cent between December 2008 and January 2009.

Input prices

The overall input index rose 8.4 per cent in the year to January, compared with a rise of 7.4 per cent in the year to December (Table 5). This is the highest annual rate since October 2008 when it rose by 16.0 per cent.

The input index for all manufacturing rose 2.0 per cent between December and January compared with a rise of 1.1 per cent between December 2008 and January 2009.

The monthly rise in the input index mainly reflected a rise in the price of crude oil, and to a lesser extent fuels (incl CCL) and other imported parts and equipment.

Crude oil prices rose 5.3 per cent in the month to January and rose 70.6 per cent in the year to January. This is the largest annual rise since July 2008 when prices rose 76.7 per cent. Towards the end of July 2008, crude oil prices started to fall, primarily due to the expectation that many developed countries would experience a period of poor economic performance which would reduce demand for oil and its products. The price fall continued throughout the period August to December 2008 with some daily fluctuations but showing a general downwards trend. Prices since December 2008 have been broadly similar to those over the same period in 2007.

Fuel (incl CCL) prices rose 3.1 per cent in the month to January but fell 16.1 per cent in the year to January. The rise in the month to January was mainly due to a rise of 10.0 per cent in the price of gas (incl CCL).

Imported parts and equipment prices rose 1.1 per cent in the month to January and rose 2.4 per cent in the year to January. The rise in the month to January was mainly due to a rise of 4.8 per cent in imported motor vehicles, trailers and semi-trailers.

All other product groups also showed price rises in the month to January, in particular other imported products which rose 1.1 per cent.

The index for materials and fuels purchased by manufacturing industry excluding the food, beverages, tobacco and petroleum industries rose 0.7 per cent in seasonally adjusted terms between December and January. The unadjusted index rose 1.8 per cent in the year to January, compared to a rise of 1.2 per cent in the year to December (Table 5).

More information on producer prices can be found at: www.statistics.gov.uk/ppi.

January Records – Output prices

All manufactured products	Annual rate 3.8%, up from 3.5% last month. Last higher in December 2008 (4.6%). Monthly rate 0.4% down from 0.5% last month. Last lower in November 2009 (0.3%).
Excluding food, beverages, tobacco and petroleum	Annual rate 2.5%, down from 2.6% last month. Last lower in November 2009 (2.0%).
All manufactured products excluding duty	Annual rate 3.3%, up from 3.2% last month. Last higher in December 2008 (4.3%). Monthly rate 0.3% down from 0.6% last month. Also 0.3% in July, August and November 2009. Last lower in June 2009 (0.0%).
Food	Annual rate 0.9%, down from 1.5% last month. Last lower in October 2009 (0.4%). Monthly rate -0.1% down from 0.7% last month. Last lower in October 2009 (-0.5%).
Tobacco and alcohol	Annual rate 3.7%, up from 3.0% last month. Last higher in November 2009 (6.6%). Monthly rate 1.4% up from -0.2% last month. Last higher in December 2008 (3.2%).
Textiles, clothing	Annual rate -0.2%, down from 1.2% last month. Also -0.2% in October 2004. Last lower in July 2004 (-0.4%). Monthly rate -1.2% down from 0.1% last month. This is the lowest monthly rate since records began (November 1997).
Paper etc	Annual rate 1.2%, unchanged from last month. Last lower in January 2006 (1.1%).
Petroleum products	Annual rate 20.6%, up from 14.8% last month. Last higher in September 2008 (26.2%). Monthly rate 1.7% up from -0.1% last month. Last higher in November 2009 (2.2%).
Chemical products	Annual rate 2.9%, up from 2.0% last month. Last higher in June 2009 (3.5%). Monthly rate 0.7% up from 0.2% last month. Last higher in August 2009 (1.1%).
Metal products	Annual rate 1.1%, up from 0.7% last month. Last higher in July 2009 (1.2%). Monthly rate -0.1% down from 0.2% last month. Also -0.1% in July 2009. Last lower in June 2009 (-0.4%).
Electrical and optical	Annual rate 4.3%, up from 3.9% last month. This is the highest annual rate since records began (October 1998).
Transport	Annual rate 3.3%, down from 4.2% last month. Last lower in April 2008 (3.1%).
Other products	Annual rate 3.3%, unchanged from last month. Last higher in December 2008 (4.6%). Monthly rate 0.8% down from 1.2 % last month.

January Records – Input Prices

Materials and fuels purchased	Annual rate 8.4%, up from 7.4% last month. Last higher in October 2008 (16.0%). Monthly rate 2.0% up from 0.6% last month. Last higher in October 2009 (2.8%).
Excluding food, beverages, tobacco and petroleum industries	Annual rate 1.8%, up from 1.2% last month. Last higher in April 2009 (2.6%). Monthly rate 1.1% up from 0.8% last month. Last higher in October 2009 (1.8%).
Fuel including climate change levy	Annual rate -16.1%, up from -17.5% last month. Last higher October 2009 (-10.1%). Monthly rate 3.1% up from 2.1% last month. Last higher in October 2009 (6.1%).
Crude oil etc	Annual rate 70.6%, up from 68.1% last month. Last higher in July 2008 (76.7%). Monthly rate 5.3% up from -1.0% last month. Last higher in October 2009 (7.6%).
Home food materials	Annual rate -5.7%, down from -4.9% last month. Last lower in October 2009 (-7.3%). Monthly rate 0.4% down from 1.6% last month. Also 0.4% in November 2009. Last lower in October 2009 (-1.2%).
Imported food materials	Annual rate -2.8%, down from -1.9% last month. Last lower in November 2004 (-3.8%).
Other home-produced materials	Annual rate -0.7%, up from -2.1% last month. Last higher in August 2009 (-0.2%).
Imported metals	Annual rate 7.1%, up from 5.8% last month. Last higher in September 2008 (9.4%).
Imported chemicals	Annual rate 0.5%, unchanged from last month. Last lower in August 2009 (0.2%).
Imported parts and equipment	Annual rate 2.4%, up from 1.4% last month. Last higher in November 2009 (2.7%). Monthly rate 1.1% up from 0.7% last month. Last higher in October 2009 (1.4%).
Other imported materials	Annual rate 3.8%, down from 4.3% last month. Last lower in September 2009 (1.9%). Monthly rate 1.1% up from 0.7% last month. Last higher in October 2009 (1.6%).

Background Notes

BASIC QUALITY INFORMATION

Link to Summary Quality Report

1. A Summary Quality Report for the PPI can be found at:
<http://www.ons.gov.uk/about-statistics/methodology-and-quality/quality/qual-info-economic-social-and-bus-stats/quality-reports-for-business-statistics/summary-quality-report-for-producer-price-indices.pdf>

This report describes, in detail, the intended uses of the statistics presented in this publication, their general quality and the methods used to produce them.

Relevance to users

2. Producer prices published in the summer of 2010 will have implemented the United Kingdom Standard Industrial Classification of All Economic Activities 2007 (UK SIC 2007). It is used to classify business establishments and other standard units by the type of economic activity in which they are engaged. Further details of how this classification review will impact on producer prices, including their availability, will be published in this section over the next few months. More general information on UK SIC 2007 can be found by following this link <http://www.statistics.gov.uk/statbase/Product.asp?vlnk=14012>
3. Index numbers shown in the main text of this Statistical Bulletin are on a net sector basis. The index for any sector relates only to transactions between that sector and other sectors: sales and purchases within sectors are excluded. However, the more detailed figures shown in Tables 4 and 6 are on a gross basis; that is, intra Industry sales and purchases are included in each of these indices.
4. Indices relate to average prices for a month. The full effect of a price change occurring partway through any month will only be reflected in the following month's index.
5. All index numbers exclude VAT. Excise duties (on cigarettes, manufactured tobacco, alcoholic liquor and petroleum products) are included, except where labelled otherwise. Since PPIs exclude VAT, they are not affected by the increase in the standard rate of VAT to 17.5 per cent from 1 January 2010.
6. Following a regular review, it has been determined that the output price indices and the main input index for materials and fuel (all manufacturing) no longer display a significant seasonal pattern; therefore these series will no longer be published in seasonally adjusted form. The series for material and fuel (excluding food beverages, tobacco and petroleum) will continue to be seasonally adjusted.

7. The detailed input indices of prices of materials and fuels purchased by industry (Table 6) do not include the Climate Change Levy (CCL). This is because each industry can, in practice, pay its own rate for the various forms of energy, depending on the various negotiated discounts and exemptions that apply.

Common pitfalls in interpreting series

8. Expectations of accuracy and reliability in sample surveys are often too high. Revisions and sampling variability are inevitable consequences of the trade between timeliness, accuracy and the burden on respondents. Details of sampling variability are included elsewhere in this bulletin.
9. Very few statistical revisions arise as a result of 'errors' in the popular sense of the word. All estimates, by definition, are subject to statistical 'error' but, in this context, the word refers to the uncertainty in any process or calculation that uses sampling, estimation or modelling. Most revisions reflect either the adoption of new statistical techniques or the incorporation of new information which allows the statistical error of previous estimates to be reduced. Only rarely are there avoidable 'errors' such as human or system failures, and such mistakes are made quite clear when they are discovered and corrected.

Accuracy

10. Figures for the latest two months are provisional and the latest five months are subject to revisions in light of (a) late and revised respondent data and (b), for the seasonally adjusted series, revisions to seasonal adjustment factors which are re-estimated every month. Producer prices published in the summer of 2010 will have implemented the United Kingdom Standard Industrial Classification of All Economic Activities 2007 (UK SIC 2007). There are no other planned methodological changes in the next 12 months. A routine seasonal adjustment review is conducted in the autumn annually, but for 2009 this review will be incorporated as part of the SIC 2007 re-classification project.

Revisions

11. Revisions to data provide one indication of the reliability of key indicators. The tables below show summary information on the size and direction of the revisions which have been made to the data covering a five year period. A statistical test has been applied to the average revision to find out if it is statistically significantly different from zero. An asterisk (*) shows that the test is significant.

12. The table below presents a summary of the differences between the first estimates published between January 2004 and December 2008 and the estimates published 12 months later. These numbers include the effect of rebasing onto 2005=100 in October 2008. For more information see:

http://www.statistics.gov.uk/articles/economic_trends/ETAugMorris.pdf

Revisions between first publication and estimates twelve months later

	Value in latest period	Revisions between first publication and estimates twelve months later	
		Average over the last 5 years	Average over the last 5 years without regard to sign (average absolute revision)
Total output (PLLU) 12 months %	3.8	-0.01	0.08
Total output (PLLU) 1 months %	0.4	0.04*	0.08*
Total input (RNNK) 12 months %	8.4	0.49*	0.72*
Total input (RNNK) 1 months %	2.0	0.18*	0.45*

13. Spreadsheets giving revisions triangles of estimates for all months from January 1998 through to December 2009 and the calculations behind the averages in the table is available on the National Statistics website at:

<http://www.statistics.gov.uk/StatBase/Product.asp?vlnk=790>

PUBLICATION POLICY

14. The complete run of data in the tables of this Statistical Bulletin are also available to view and download in other electronic formats free of charge using the National Statistics Time Series Data website service. Users can download the complete release in a choice of zipped formats or view and download their own selections of individual series. The Time Series Data service can be accessed at: <http://www.statistics.gov.uk/statbase/tsdintro.asp>
15. Details of the policy governing the release of new data are available from the press office. Also available is a list of the names of those given pre-publication access to the contents of this Statistical Bulletin. In the light of the timing of the MPC meeting, the PPI was provided to the Bank of England at 8am on Thursday in line with release protocols. For more information see: <http://www.statistics.gov.uk/StatBase/Product.asp?vlnk=790>

16. **National Statistics** are produced to high professional standards set out in the Code of Practice for Official Statistics. They undergo regular quality assurance reviews to ensure that they meet customer needs. They are produced free from any political interference.

© Crown Copyright 2010.

.....

Next publication: 5 March 2010

Issued by: Office for National Statistics, Government Buildings, Cardiff Road, Newport NP10 8XG

Media contact:

Tel **Media Relations Office 0845 6041858**

Emergency on-call 07867 906553

E-mail **press.office@ons.gsi.gov.uk**

Statistical contact:

Tel **Simon Woodsford +44 (0)1633 455917**

E-mail **ppi@ons.gov.uk**

Website:

www.statistics.gov.uk/default.asp

MM22 MONITOR LAYOUT

How do I use the data?

The example below of the MM22 layout, shows what the data within the tables will tell you:

The Specific Table Heading

The Base Year of the Index (see introductory notes)

The Specific Product Index Number SIC(92)-PPI/SSPI SITC(R3)-IPI CN-EPI

The Monthly Index Value (shows price level compared with 2000 base year)

The Index Description

The SIC(92) or SITC(R3) Division Number

Suppressed values

The ONS Database Identifier

The Average Index Value for the Year

4 PRICE INDICES OF PRODUCTS MANUFACTURED IN THE UK - SIC 92									
						Annual Average			
						2002			
						2002			
						2002			
						2002			
						2002			
						2002			
						2002			
						2002			
						2002			
						2002			
						2002			
						2002			
						2002			
						2002			
						2002			
						2002			
						2002			
						2002			
						2002			
						2002			
						2002			
						2002			
						2002			
						2002			
						2002			
						2002			
						2002			
						2002			
						2002			
						2002			
						2002			
						2002			
						2002			
						2002			
						2002			
						2002			
						2002			
						2002			
						2002			
						2002			
						2002			
						2002			
						2002			
						2002			
						2002			
						2002			
						2002			
						2002			
						2002			
						2002			
						2002			
						2002			
						2002			
						2002			
						2002			
						2002			
						2002			
						2002			
						2002			
						2002			
						2002			
						2002			
						2002			
						2002			
						2002			
						2002			
						2002			
						2002			
						2002			
						2002			
						2002			
						2002			
						2002			
						2002			
						2002			
						2002			
						2002			
						2002			
						2002			
						2002			
						2002			
						2002			
						2002			
						2002			
						2002			
						2002			
						2002			
						2002			
						2002			
						2002			
						2002			
						2002			
						2002			
						2002			
						2002			
						2002			
						2002			
						2002			
						2002			
						2002			
						2002			
						2002			
						2002			
						2002			
						2002			
						2002			
						2002			
						2002			
						2002			
						2002			
						2002			
						2002			
						2002			
						2002			
						2002			
						2002			
						2002			
						2002			
						2002			
						2002			
						2002			
						2002			
						2002			
						2002			
						2002			
						2002			
						2002			
						2002			
						2002			
						2002			
						2002			
						2002			
						2002			
						2002			
						2002			
						2002			
						2002			
						2002			
						2002			
						2002			

1 PRICE INDICES OF MATERIALS AND FUELS PURCHASED ALL MANUFACTURING AND SELECTED INDUSTRIES SIC(92)

Producer Prices Index: 2005=100

				2008 May	2008 Jun	2008 Jul	2008 Aug	2008 Sep	2008 Oct	2008 Nov	2008 Dec	2009 Jan
Net Sector												
Materials and fuel purchased by manufacturing industry ¹	RNNK	6292000050		143.4	149.4	148.0	143.6	141.2	135.7	131.2	127.8	129.2
Materials	PLKX	6292000010		143.0	148.8	147.2	142.5	139.5	131.4	125.1	120.9	122.1
Fuel ¹	RNNL	6292000060		146.1	155.1	157.0	155.8	158.3	180.1	194.7	199.5	202.1
Materials and fuel purchased by manufacturing industry other than the food, beverages, petroleum and tobacco ¹	RNNQ	6292990050		128.4	131.1	131.4	130.5	130.6	130.2	130.0	130.3	131.0
Materials	RWCJ	6292990010		126.6	128.7	128.9	128.0	127.8	125.2	123.5	123.3	123.8
Fuel ¹	RNNS	6292990060		146.3	155.2	157.2	156.0	158.6	180.4	195.1	200.0	202.5
Materials and fuels purchased by manufacturing industry other than food, beverages, petroleum and tobacco -seasonally adusted ¹	RNPF	6292998950		128.4	131.1	131.2	131.3	131.7	130.8	129.8	129.9	130.3r
Gross Sector²												
Other mining & quarrying products ³	RABE	6112140000		119.2	121.9	122.2	124.3	125.6	128.5	130.5	131.8	133.6
Manufacture of food products; beverages; tobacco	RBBQ	6192151600		126.4	131.7	128.8	128.0	128.9	129.2	129.3	130.3	131.6
Food products & beverages	RABF	6112150000		120.3	122.6	124.0	124.1	125.5	126.5	127.2	127.6	128.4
Tobacco products	RABG	6112160000		129.5	134.2	130.8	129.3	129.8	131.0	130.9	132.2	133.2
Manufacture of textiles & textile products	RBBR	6192171800		111.5	112.5	112.8	112.4	112.8	114.1	115.7	116.4	117.3
Textiles	RABH	6112170000		110.7	112.0	112.7	113.0	113.9	116.0	117.9	118.4	119.3
Wearing apparel	RABI	6112180000		112.8	113.3	113.0	111.5	111.2	111.1	112.2	113.4	114.1
Manufacture of leather & leather products	RBBS	6192190000		113.6	115.1	116.0	116.7	117.9	118.3	118.6	118.7	118.9
Manufacture of wood & wood products	RBBT	6192200000		120.0	121.0	120.9	120.9	121.4	122.2	123.0	124.0	122.7
Manufacture of pulp, paper & paper products, publishing & printing	RBBU	6192212200		112.9	113.9	114.4	114.8	115.4	117.3	118.5	119.0	120.2
Pulp, paper and paper products	RABL	6112210000		115.9	117.0	117.8	118.2	119.1	121.8	123.5	123.9	125.8
Printed matter and recorded media	RABM	6112220000		110.8	111.7	112.1	112.4	113.0	114.2	115.1	115.7	116.4
Manufacture of coke, refined petroleum products and nuclear fuels	RBBV	6192230000		203.7	218.8	219.0	198.4	182.4	148.5	120.3	96.0	98.9
Manufacture of chemicals, chemical products and man-made fibres	RBBW	6192240000		119.3	121.0	123.7	124.3	125.4	127.1	127.0	128.1	128.5
Manufacture of rubber & plastic products	RBBX	6192250000		117.9	119.5	121.4	122.4	123.7	124.6	125.1	120.4	119.6
Manufacture of other non-metallic mineral products	RBBY	6192260000		122.0	124.7	126.4	126.8	127.9	131.9	134.2	134.8	136.5
Manufacture of basic metal and fabricated products	RBBZ	6192272800		139.5	142.9	143.9	139.7	139.4	135.6	132.8	132.5	128.6
Basic metals	RABV	6112270000		154.3	157.4	157.0	148.9	145.9	141.2	138.9	139.0	136.5
Fabricated metal products (excluding machinery equipment)	RABW	6112280000		126.8	130.9	133.3	133.0	135.2	134.9	133.5	133.6	129.1
Manufacture of machinery & equipment n.e.c.	RBCA	6192290000		117.1	119.0	120.3	120.6	122.1	122.5	122.9	123.4	122.2
Manufacture of electrical & optical equipment	RBCB	6192303300		106.7	106.4	106.9	107.4	109.0	110.2	111.6	111.9	111.6
Office machinery and computers	RABY	6112300000		99.6	99.1	99.5	100.4	102.5	103.9	104.8	103.9	103.2
Medical, precision and optical instruments and clocks	RACD	6112330000		106.3	105.8	106.4	107.1	109.2	110.4	112.6	113.3	113.1
Electrical machinery and apparatus n.e.c.	RACB	6112310000		114.8	115.2	115.8	116.0	117.0	117.7	118.7	118.8	118.2
Radio, television and communication equipment	RACC	6112320000		104.6	103.8	104.3	104.8	106.3	107.7	109.4	110.4	110.6
Manufacture of transport equipment	RBCC	6192343500		113.2	114.1	114.9	115.0	115.6	115.7	116.3	117.1	116.9
Motor vehicles, trailers and semi-trailers	RACE	6112340000		113.1	114.0	114.8	115.0	115.8	115.7	116.4	117.5	117.2

¹ These indices include the Climate Change Levy which was introduced in April 2001.

² Climate Change Levy is excluded from the detailed industry input index.

³ Indices include the Aggregate levy which was introduced in April 2002.

1 PRICE INDICES OF MATERIALS AND FUELS PURCHASED ALL MANUFACTURING AND SELECTED INDUSTRIES SIC(92)

continued

Producer Prices Index: 2005=100

	2009 Feb	2009 Mar	2009 Apr	2009 May	2009 Jun	2009 Jul	2009 Aug	2009 Sep	2009 Oct	2009 Nov	2009 Dec	2010 Jan	Annual Average 2009
RNNK	130.2	131.8	129.4	130.8	131.5	130.0	132.6	132.5	136.2	136.5	137.3p	140.0p	RNNK 132.3
PLKX	123.7	126.4	125.9	127.7	129.3	127.7	130.7	130.6	133.7	134.1	134.6p	137.1p	PLKX 128.9
RNNL	196.7	188.2	165.9	162.5	155.1	153.9	152.4	152.6	161.9	161.1	164.5p	169.6p	RNNL 168.1
RNNQ	130.4	131.1	128.4	128.6	127.3	126.9	127.8	129.0	131.3	130.9	131.9p	133.4p	RNNQ 129.6
RWCJ	123.7	125.3	124.6	125.1	124.5	124.2	125.3	126.7	128.2	127.9	128.6p	129.8p	RWCJ 125.7
RNNS	197.1	188.9	166.8	163.2	155.9	155.0	153.3	153.7	162.8	162.0	165.3p	170.2p	RNNS 168.9
RNPF	130.2	130.0	128.5	128.2	127.4	127.1	128.7	130.0r	131.8r	131.1	131.8p	132.7p	RNPF 129.6
RABE	136.6	135.4	132.0	131.7	128.0	131.5	129.6	129.7	131.1	130.1	129.7p	130.8p	RABE 131.6
RBBQ	131.0	131.3	129.5	129.1	128.7	126.5	125.4	126.0	125.9	126.0	127.2p	127.8p	RBBQ 128.2
RABF	128.6	129.0	127.1	127.9	126.5	126.4	124.9	126.5	125.4	125.4	126.8p	127.0p	RABF 126.9
RABG	133.3	133.1	131.0	130.1	129.6	126.8	126.0	126.0	126.5	127.1	128.7p	129.1p	RABG 129.3
RBBR	116.9	117.1	115.1	115.0	113.9	113.7	113.9	114.6	115.9	115.8	115.7p	116.4p	RBBR 115.4
RABH	118.8	118.9	116.5	116.3	115.3	114.9	115.3	115.9	117.5	117.5	117.2p	118.0p	RABH 117.0
RABI	114.0	114.2	112.9	113.0	111.7	111.7	111.8	112.5	113.3r	113.0	113.2p	113.8p	RABI 113.0
RBBS	118.9	119.0	118.4	118.9	118.8	117.5	117.6	118.5	119.3r	119.5	120.1p	120.6p	RBBS 118.8
RBBT	122.0	122.1	120.8	120.7	120.1	119.7	120.0	121.3	122.7	122.7	123.4p	124.4p	RBBT 121.5
RBBU	119.9	119.5	117.8	118.0	117.5	117.1	116.8	117.2	119.5r	119.3	120.0p	121.0p	RBBU 118.6
RABL	125.3	124.3	121.6	121.8	120.9	120.4	119.8	120.5	124.0	123.8	124.7p	126.2p	RABL 122.7
RABM	116.2	116.2	115.3	115.3	115.1	114.8	114.6	115.0	116.5r	116.2	116.7p	117.3p	RABM 115.7
RBBV	105.3	112.4	116.7	125.5	138.2	134.5	146.7	140.5	150.2r	154.8	153.5p	161.2p	RBBV 131.4
RBBW	129.2	128.5	127.0	126.9	125.2	125.8	127.9	127.8	128.7	129.3	130.4p	132.0p	RBBW 127.9
RBBX	118.0	119.9	118.0	117.9	117.1	118.9	119.8	122.1	124.1	124.0	124.6p	125.4p	RBBX 120.3
RBBY	137.1	135.2	129.5	129.4	126.5	126.6	126.4	126.8	128.7	128.5	130.0p	131.8p	RBBY 130.1
RBBZ	128.0	126.4	124.1	124.8	123.3	124.5	126.0	128.0	130.0r	129.0	131.3p	133.0p	RBBZ 127.0
RABV	135.3	132.9	130.2	131.2	128.2	130.4	132.3	135.0	137.2r	135.3	138.6p	141.7p	RABV 133.6
RABW	128.6	127.0	123.4	123.3	122.6	122.9	123.6	124.9	127.3r	127.1	128.5p	129.1p	RABW 125.7
RBCA	122.2	121.9	119.9	119.8	119.1	119.2	119.4	120.4	121.8r	121.8	122.6p	123.0p	RBCA 120.9
RBCB	111.3	111.7	110.5	111.5	110.6	111.4	110.7	111.9	113.2r	113.2	113.9p	114.2p	RBCB 111.8
RABY	102.6	102.7	102.8	104.6	103.4	104.6	104.0	105.7	108.1r	107.7	109.4p	109.5p	RABY 104.9
RACD	112.9	113.5	111.8	112.9	111.8	112.7	111.4	112.6	113.5	113.7	114.0p	114.2p	RACD 112.8
RACB	117.9	118.4	116.7	117.2	116.5	117.0	116.9	118.2	119.4r	119.6	120.1p	120.8p	RACB 118.0
RACC	110.3	111.1	109.7	110.5	109.5	110.3	109.2	110.2	110.8r	110.8	111.2p	111.4p	RACC 110.3
RBCC	116.4	117.0	116.1	115.9	115.2	115.5	115.4	116.7	117.9	117.9	119.2p	119.9p	RBCC 116.7
RACE	116.6	117.2	116.2	115.9	115.0	115.3	115.7	116.9	118.2r	118.1	118.7p	119.5p	RACE 116.8

1 PRICE INDICES OF MATERIALS AND FUELS PURCHASED ALL MANUFACTURING AND SELECTED INDUSTRIES SIC(92)

continued

Producer Prices Index: 2005=100

			2008 May	2008 Jun	2008 Jul	2008 Aug	2008 Sep	2008 Oct	2008 Nov	2008 Dec	2009 Jan
Other transport equipment	RACF	6112350000	113.2	114.2	114.9	114.8	114.8	115.3	115.7	115.7	115.6
Manufacturing n.e.c.	RBCD	6192363700	118.1	119.4	120.2	120.0	120.6	120.5	120.4	120.8	120.0
Electricity incl. CCL	RCVR	7167850000	151.6	159.4	161.4	162.1	165.5	188.1	206.8	213.5	212.9
Gas incl. CCL	RCVW	7167860000	138.1	149.3	150.3	145.9	146.7	167.8	176.3	178.9	186.4
Collection, purification and distribution of water	PQNB	7167870000	128.2	128.2	128.2	128.2	128.2	128.2	128.2	128.2	128.2
Net Sector Input excl. imported parts and equipment	YZYS	6292000080	152.1	159.7	158.1	152.2	148.5	141.1	134.4	129.1	130.8

1 PRICE INDICES OF MATERIALS AND FUELS PURCHASED ALL MANUFACTURING AND SELECTED INDUSTRIES SIC(92)

continued

Producer Prices Index: 2005=100

	2009 Feb	2009 Mar	2009 Apr	2009 May	2009 Jun	2009 Jul	2009 Aug	2009 Sep	2009 Oct	2009 Nov	2009 Dec	2010 Jan	Annual Average 2009
RACF	115.7	116.2	115.7	115.8	115.5	115.7	114.4	115.8	117.0r	117.2	120.1p	120.6p	RACF 116.2
RBCD	119.8	119.9	118.6	118.6	117.8	118.2	118.9	119.9	121.1r	121.1	121.9p	122.7p	RBCD 119.7
RCVR	210.3	207.1	191.6	186.1	180.7	190.1	182.1	187.3	193.0	191.0	189.2p	189.4p	RCVR 193.4
RCVW	176.0	159.6	126.9	126.4	115.8	98.9	107.5	99.6	115.6	116.5	127.3p	140.0p	RCVW 129.7
PQNB	128.2	128.2	134.9	134.9	134.9	134.9	134.9	134.9	134.9	134.9	134.9p	134.9p	PQNB 133.2
YZYS	132.3	133.8	131.0	132.8	134.6	132.6	135.9	135.2	139.6	140.4	141.1p	144.2p	YZYS 135.0

2 PRICE INDICES OF UNITED KINGDOM OUTPUT ALL MANUFACTURING AND SELECTED INDUSTRIES - SIC(92)

Producer Prices Index: 2005=100

			2008 May	2008 Jun	2008 Jul	2008 Aug	2008 Sep	2008 Oct	2008 Nov	2008 Dec	2009 Jan
Net Sector											
Output of manufactured products	PLLU	7209200000	113.9	114.8	115.4	114.6	114.3	113.1	112.1	112.1	112.2
All manufacturing excluding duty	PVNP	7209200010	113.7	114.7	115.3	114.5	114.4	113.0	112.1	111.5	111.7
Products of manufacturing industries other than the food, beverages, petroleum and tobacco manufacturing industries -unadjusted	PLLV	7209299000	109.4	109.7	110.3	109.8	109.8	109.3	109.4	109.6	109.9
Output of manufactured products minus Division 23 (PLLU minus Division 23)	ZYXW	9123158500	113.3	114.2	114.9	114.8	115.2	114.6	114.4	114.6	114.7
Gross Sector²											
Manufactured products excluding duty	POKE	7109200000	119.4	121.4	122.2	120.8	120.5	118.0	115.7	114.1	113.6
Manufactured products excluding food, beverages, tobacco & petroleum	POKF	7109299000	112.1	112.9	113.7	113.3	113.7	113.1	112.9	113.1	113.0
Other mining and quarrying	ROFV	7112148000	119.5	123.2	123.6	125.0	124.7	126.2	125.2	125.8	127.7
Food products, beverages & tobacco excluding duty	POKH	7111151600	117.1	118.3	118.7	119.5	120.1	119.4	119.3	119.6	120.4
Food products, beverages & tobacco including duty	RBGA	7111151680	116.8	117.7	118.0	118.7	119.1	118.7	118.5	119.6	120.2
Food products and beverages including duty	RPUN	7112150080	117.1	118.2	118.5	119.3	119.6	119.2	119.0	119.8	120.5
Food products excluding beverages	RBGD	7112159900	117.9	119.2	119.6	120.4	121.0	120.4	120.1	120.5	121.1
Tobacco products including duty	RPUS	7112160080	114.2	114.2	114.2	114.2	114.2	114.2	114.2	117.2	118.3
Textiles & textile products	POKI	7111171800	103.1	103.4	103.5	103.7	104.2	104.4	104.6	104.8	105.1
Textiles	POKZ	7112170000	103.6	104.2	104.2	104.6	105.3	105.6	105.8	105.9	106.3
Wearing apparel	POLA	7112180000	101.8	101.8	101.8	101.7	101.8	101.8	101.9	102.1	102.5
Leather & leather products	POKJ	7111190000	103.4	103.6	103.8	104.4	103.9	103.7	103.6	103.2	101.8
Wood & wood products	POKK	7111200000	115.6	115.9	115.3	115.3	118.2	117.5	117.2	118.6	118.4
Pulp, paper & paper products, recorded media & printing services	POKL	7111212200	106.1	106.5	106.9	107.2	107.7	107.9	108.0	108.5	108.7
Pulp, paper & paper products	POLD	7112210000	108.4	108.6	108.6	108.8	109.3	109.7	110.0	110.0	110.6
Printed matter & recorded media	POLE	7112220000	105.4	105.9	106.3	106.7	107.2	107.4	107.4	108.0	108.1
Chemicals, chemical products & manmade fibres	POKN	7111240000	114.6	115.9	120.1	121.2	122.1	122.1	122.4	121.2	121.0
Rubber & plastic products	POKO	7111250000	107.5	107.8	108.9	110.2	111.7	112.2	112.5	111.7	110.7
Other non metallic mineral products	POKP	7111260000	112.9	113.3	114.2	114.7	115.1	115.0	115.2	115.8	118.5
Base metals & fabricated metal products	POKQ	7111272800	116.2 B	119.1	121.8	123.1	125.2	124.0	122.1	121.6	118.5
Fabricated metal products, except machinery and equipment	POLK	7112280000	110.8	112.3	114.3	116.5	117.9	117.5	117.1	116.6	116.1
Machinery and equipment n.e.c.	POKR	7111290000	108.9	109.1	109.0	109.3	109.7	109.6	110.0	111.0	110.8
Electrical and optical equipment	POKS	7111303300	103.0 B	103.0 B	103.1 B	103.0 B	103.4 B	103.5 B	103.8 B	103.2 B	103.3 B
Office machinery and computers	POLM	7112300000	85.0	84.9	84.7	83.8	84.6	84.0	84.6	85.0	86.1
Electrical machinery and apparatus n.e.c.	POLN	7112310000	112.0	111.9	112.1	111.7	111.7	111.8	111.9	111.5	111.4
Radio, television and communication equipment and apparatus	POLO	7112320000	91.6	89.6	89.6	89.9	91.2	92.1	91.6	92.1	92.0
Medical precision and optical instruments, watches and clocks	POLP	7112330000	103.2	104.0	104.0	104.3	105.0	104.9	105.6	104.2	104.1
Transport equipment	POKT	7111343500	106.3	106.8	107.1	107.4	108.1	108.4	109.4	110.1	111.3
Motor vehicles, trailers and semi-trailers	POLQ	7112340000	105.0	105.1	105.6	105.8	106.4	106.4	107.1	108.2	109.2
Other transport	POLR	7112350000	108.7	110.1	110.0	110.7	111.4	112.5	114.0	114.0	115.6

1 Climate Change Levy is excluded from the detailed industry input index.

2 These indices include the Aggregates Levy which was introduced in April 2002. These indices do not feed into Net Sector Output (PLLU).

For B and F see notes.

2 PRICE INDICES OF UNITED KINGDOM OUTPUT ALL MANUFACTURING AND SELECTED INDUSTRIES - SIC(92)

continued

Producer Prices Index: 2005=100

													Annual Average	
	2009 Feb	2009 Mar	2009 Apr	2009 May	2009 Jun	2009 Jul	2009 Aug	2009 Sep	2009 Oct	2009 Nov	2009 Dec	2010 Jan		2009
PLLU	112.2	112.3	113.1	113.6	113.7	113.9	114.2	114.8	115.1r	115.4	116.0p	116.5p	PLLU	113.9
PVNP	111.7	111.8	112.4	112.7	112.7	113.0	113.3	113.7	114.1r	114.4	115.1p	115.4p	PVNP	113.0
PLLV	109.9	110.0	110.5	110.7	110.0	110.5	110.7	111.2	111.6r	111.6	112.4p	112.7p	PLLV	110.8
ZYXW	114.7	114.8	115.0	115.2	114.8	114.9	115.0	115.5	115.7r	115.7	116.6p	116.9p	ZYXW	115.2
POKE	113.6	113.6	114.3	114.9	115.5	115.6	116.1	116.5	117.0r	117.6	118.3p	119.0p	POKE	115.5
POKF	113.0	113.0	113.3	113.5	112.9	113.2	113.4	113.9	114.3r	114.2	115.1p	115.6p	POKF	113.6
ROFV	128.9	129.5	129.5	128.8	123.9	130.3	127.3	125.6	127.2	126.1	124.3p	125.8p	ROFV	127.4
POKH	120.5	120.9	121.0	121.0	121.4	120.9	120.6	121.0	120.6	121.1	121.8p	121.6p	POKH	120.9
RBGA	120.3	120.6	120.9	121.3	121.6	121.2	120.9	121.2	120.9	121.3	121.9p	121.9p	RBGA	121.0
RPUN	120.5	120.8	121.0	121.3	121.7	121.2	120.9	121.2	120.8r	121.2	121.9p	121.8p	RPUN	121.1
RBGD	121.1	121.4	121.5	121.6	121.9	121.3	121.0	121.5	120.9r	121.5	122.3p	122.2p	RBGD	121.4
RPUS	119.1	119.2	119.7	120.9	120.9	120.9	120.9	120.9	120.9	121.3	121.3p	122.8p	RPUS	120.4
POKI	105.1	105.4	105.5	105.7	105.7	105.6	105.6	105.6	105.7	105.8	105.8p	105.1p	POKI	105.6
POKZ	106.2	106.6	106.6	106.9	106.9	106.8	106.8	106.8	106.9	107.1	107.1p	107.2p	POKZ	106.7
POLA	102.5	102.7	102.8	102.8	102.8	102.8	102.8	102.8	102.8	102.8	102.8p	100.4p	POLA	102.7
POKJ	101.4	102.6	103.2	103.6	103.9	102.9	103.9	103.9	104.9	105.7	106.4p	106.9p	POKJ	103.7
POKK	118.0	118.4	118.3	118.4	118.3	118.2	118.2	119.0	118.9	119.2	119.6p	120.4p	POKK	118.6
POKL	108.8	109.1	109.5	109.6	109.8	109.5	109.4	109.4	109.9	109.5	109.9p	110.0p	POKL	109.4
POLD	110.6	110.5	110.5	110.9	110.9	110.3	109.6	109.7	110.9	111.1	111.4p	111.9p	POLD	110.6
POLE	108.2	108.7	109.2	109.2	109.4	109.3	109.4	109.3r	109.6r	109.0	109.3p	109.4p	POLE	109.1
POKN	121.2	121.3	122.0	121.5	119.9	121.2	122.5	123.0	122.8	123.3	123.6p	124.5p	POKN	121.9
POKO	111.0	111.2	111.0	110.6	110.1	110.4	110.7	111.0	111.3	111.6	111.6p	111.6p	POKO	110.9
POKP	118.9	119.1	118.9	118.4	117.7	117.6	117.7	118.2	118.1	117.8	118.3p	118.4p	POKP	118.3
POKQ	118.4	117.5	116.2	116.1	115.7	115.4	115.4	115.8	116.6	117.5	118.1p	118.2p	POKQ	116.8
POLK	115.8	115.5	114.7	114.3	113.6	113.1	113.1	113.3	113.4	115.0	115.1p	115.1p	POLK	114.4
POKR	111.4	111.9	112.3	113.5	113.2	113.3	113.4	113.9	113.9	113.6	113.8p	113.7p	POKR	112.9
POKS	103.0 B	102.9 B	102.8 B	103.3 B	103.4 B	103.6 B	103.8 B	104.5 B	105.9rB	106.0 B	106.8pB	107.4pB	POKS	104.1
POLM	84.8	81.2	80.2	79.4	80.4	81.0	81.8	83.8	91.0	90.0	95.2p	94.7p	POLM	84.6
POLN	111.1	111.5	111.2	112.2	112.1	112.2	112.9	113.8	114.2r	114.6	114.8p	115.9p	POLN	112.7
POLO	91.9	92.3	91.9	93.0	92.8	93.6	92.5	92.8	94.4	94.7	94.9p	95.7p	POLO	93.1
POLP	104.1	104.5	105.2	105.3	105.6	105.4	105.3	105.4	105.7	105.7	105.8p	106.1p	POLP	105.2
POKT	111.7	112.0	113.3	113.1	112.9	113.0	112.2	112.7	113.2	113.2	115.2p	115.4p	POKT	112.8
POLQ	109.4	109.3	110.8	110.5	109.9	110.1	110.6	110.7	111.4	111.4	111.6p	111.9p	POLQ	110.4
POLR	116.3	117.5	118.5	118.5	118.8	118.9	115.3	116.7	116.8	116.8	122.3p	122.5p	POLR	117.7

2 PRICE INDICES OF UNITED KINGDOM OUTPUT ALL MANUFACTURING AND SELECTED INDUSTRIES - SIC(92)

continued

Producer Prices Index: 2005=100

			2008 May	2008 Jun	2008 Jul	2008 Aug	2008 Sep	2008 Oct	2008 Nov	2008 Dec	2009 Jan
Furniture: other manufactured goods n.e.c.	POLS	7112360000	105.3	105.4	106.7	107.5	107.5	108.2	108.4	108.9	109.4
Recovered secondary raw materials	QTBM	7112370000	259.1	259.0	246.5	202.8	177.6	148.2	139.7	141.3	144.9

For B and F see notes.

2 PRICE INDICES OF UNITED KINGDOM OUTPUT ALL MANUFACTURING AND SELECTED INDUSTRIES - SIC(92)

continued

Producer Prices Index: 2005=100

	2009 Feb	2009 Mar	2009 Apr	2009 May	2009 Jun	2009 Jul	2009 Aug	2009 Sep	2009 Oct	2009 Nov	2009 Dec	2010 Jan	Annual Average 2009
POLS	109.5	110.2	109.8	109.8	109.9	109.9	109.9	110.1	110.7r	110.7	111.0p	111.2p	POLS 110.1
QTBM	141.2	134.5	141.8	151.6	137.3	147.5	154.0	163.3	159.8	152.1	164.0p	175.6p	QTBM 149.3

3 PRICE INDICES OF MATERIALS AND FUELS PURCHASED BY MANUFACTURING INDUSTRY¹

Producer Prices Index: 2005=100

			2008 May	2008 Jun	2008 Jul	2008 Aug	2008 Sep	2008 Oct	2008 Nov	2008 Dec	2009 Jan
Metal ores, other mining & quarrying			Div 13&14								
Other mining and quarrying ² Group 07	RACI	6113070000	122.7	125.8	126.9	127.5	127.6	129.5	129.6	130.2	132.1
Food products and beverages			Div 15								
Production, processing & preserving of meat & meat products Group 08	RACJ	6113080000	128.0	134.8	129.9	130.3	132.1	131.7	131.8	133.0	135.6
Processing & preserving of fish & fish products, processing & preserving of fruit & vegetables Group 09	RACK	6113090000	123.3	141.2	124.2	122.8	123.1	122.4	122.8	124.9	127.2
Manufacture of vegetable animal oils & fats Group 10	RACL	6113100000	156.4	162.1	164.2	159.3	160.3	156.0	153.0	149.6	149.7
Manufacture of dairy products Group 11	RACM	6113110000	125.8	129.4	131.4	133.1	135.3	136.3	136.1	135.0	133.3
Manufacture of grain mill products, starches and starch products Group 12	RACN	6113120000	148.3	148.0	145.0	136.4	134.2	135.1	131.6	133.8	135.3
Manufacture of prepared animal feeds Group 13	RACP	6113130000	141.0	147.9	142.1	137.7	136.7	135.6	133.9	134.8	135.7
Manufacture of bread, rusks and biscuits; Manufacture of pastry goods & cakes Group 14	RACQ	6113140000	122.4	124.0	124.7	124.5	125.0	125.1	125.4	126.0	126.6
Manufacture of sugar Group 15	RACR	6113150000	100.6	101.5	102.3	102.1	104.1	104.5	105.5	108.0	111.4
Manufacture of cocoa; chocolate and sugar confectionery Group 16	RACS	6113160000	113.5	114.4	114.8	115.0	115.7	114.7	115.6	117.3	119.0
Manufacture of other food products Group 17	RACT	6113170000	122.7	124.3	124.8	123.8	124.4	125.1	124.7	125.4	125.9
Manufacture of alcoholic beverages Group 18	RACY	6113180000	143.4	145.7	147.7	143.7	147.0	147.0	145.3	147.1	147.9
Production of mineral waters and soft drinks Group 19	RADA	6113190000	111.5	112.5	113.7	114.2	114.7	114.1	114.2	115.2	116.1
Tobacco products			Div 16								
Manufacture of tobacco products Group 20	RADD	6113200000	129.1	133.6	130.1	128.6	129.2	129.7	129.4	130.6	131.5
Textiles			Div 17								
Preparation and spinning of textile fibre Group 21	RADE	6113210000	108.2	109.1	109.6	110.1	110.8	112.6	114.1	115.4	117.0
Textile weaving Group 22	RAUH	6113220000	107.6	108.2	108.7	109.5	110.6	112.1	114.1	114.7	115.4
Finishing of textiles Group 23	RAUI	6113230000	119.1	121.1	123.2	123.4	124.4	127.1	128.6	127.9	129.7
Manufacture of made-up textile articles, except apparel Group 24	RAUJ	6113240000	107.6	108.4	108.8	109.1	110.0	110.7	111.7	112.7	113.1
Manufacture of carpets and rugs Group 25	RAUK	6113250000	107.2	108.0	108.5	108.9	109.5	110.2	111.1	110.8	111.8
Manufacture of other textiles Group 26	RAUL	6113260000	110.1	111.1	112.0	112.6	113.6	114.9	116.1	115.2	115.7

¹ Climate Change Levy, introduced in April 2001, is not included in data shown in this table.

² Indices include the Aggregates Levy, which was introduced in April 2002.

3 PRICE INDICES OF MATERIALS AND FUELS PURCHASED BY MANUFACTURING INDUSTRY¹

continued

Producer Prices Index: 2005=100

	2009 Feb	2009 Mar	2009 Apr	2009 May	2009 Jun	2009 Jul	2009 Aug	2009 Sep	2009 Oct	2009 Nov	2009 Dec	2010 Jan	Annual Average 2009
RACI	132.9	132.6	131.2	130.7	127.6	131.1	129.3	128.6	130.2	129.7	128.8p	130.2p	RACI 130.4
RACJ	135.9	136.4	136.0	136.9	136.1	131.7	131.2	131.1	130.2	130.5	132.1p	132.6p	RACJ 133.6
RACK	128.5	129.4	127.9	129.4	127.7	122.2	119.1	118.3	118.4	117.7	119.0p	120.5p	RACK 123.7
RACL	135.5	146.2	144.8	148.5	149.2	146.0	144.1	144.7	145.5	147.2	150.3p	152.2p	RACL 146.0
RACM	131.8	131.0	127.4	120.7	124.4	125.4	126.2	128.6	129.9	130.4	131.0p	131.2p	RACM 128.3
RACN	137.9	138.1	135.9	137.7	135.0	132.1	126.3	128.1	126.3	126.5	128.3p	126.9p	RACN 132.3
RACP	134.7	136.4	134.7	136.1	136.5	132.6	129.3	129.7	128.5	128.0	129.5p	129.5p	RACP 132.6
RACQ	125.1	125.8	124.5	124.4	124.1	123.4	123.0	123.4	123.3	123.4	124.2p	124.4p	RACQ 124.3
RACR	111.0	110.1	109.6	108.7	106.7	106.2	105.0	105.8	102.6	101.8	102.6p	103.0p	RACR 106.8
RACS	118.2	118.4	118.1	117.6	117.0	117.0	116.3	117.1	115.8	116.0	116.6p	117.0p	RACS 117.3
RACT	125.6	125.9	124.5	123.6	123.4	123.0	122.0	123.1	122.9	123.2	124.1p	124.2p	RACT 123.9
RACY	150.3	150.3	144.7	148.4	146.0	145.8	144.6	147.2	145.9	146.1	148.9p	149.6p	RACY 147.2
RADA	116.6	117.3	117.3	117.4	116.5	117.0	116.9	117.6	117.1	117.2	117.6p	117.9p	RADA 117.0
RADD	131.8	131.9	130.5	129.6	129.3	126.6	125.7	125.9	126.0	126.7	128.0p	128.3p	RADD 128.6
RADE	117.3	117.6	116.4	116.4	115.6	115.6	115.7	116.2	117.1r	117.0	115.7p	116.2p	RADE 116.5
RAUH	114.8	115.9	114.4	114.3	113.7	113.6	113.9	115.0	116.2	116.7	116.3p	116.7p	RAUH 115.0
RAUI	129.2	128.7	125.6	125.3	123.9	123.4	125.0	125.1	127.3r	127.6	128.6p	130.2p	RAUI 126.6
RAUJ	113.3	113.7	112.4	112.2	111.5	111.1	111.2	111.6	112.5	112.6	112.1p	112.3p	RAUJ 112.3
RAUK	111.6	112.5	111.7	112.0	111.6	111.5	111.7	112.6	113.7	113.5	112.1p	112.5p	RAUK 112.2
RAUL	114.9	115.9	114.0	114.1	113.4	113.4	114.0	115.2	116.7r	116.7	116.6p	117.3p	RAUL 115.0

3 PRICE INDICES OF MATERIALS AND FUELS PURCHASED BY MANUFACTURING INDUSTRY¹

continued

Producer Prices Index: 2005=100

			2008 May	2008 Jun	2008 Jul	2008 Aug	2008 Sep	2008 Oct	2008 Nov	2008 Dec	2009 Jan
Wearing apparel			Div 18								
Manufacturing of wearing apparel; dressing and dyeing of fur Group 28	RAUO	6113280000	112.3	112.6	112.2	110.7	110.5	110.0	110.9	112.0	112.6
Leather and leather products			Div 19								
Tanning and dressing of leather; manufacture of luggage, handbags, saddlery & harness Group 29	RAUP	6113290000	114.4	116.1	117.1	118.0	119.6	119.8	119.8	120.3	121.0
Manufacture of footwear Group 30	RAUQ	6113300000	110.1	110.9	111.4	111.9	112.0	111.9	112.0	111.1	110.2
Wood and wood products			Div 20								
Manufacture of wood and products of wood and cork, excluding furniture; manufacture of articles of straw and plaiting materials Group 31	RAUR	6113310000	119.3	120.0	119.9	119.9	120.3	120.6	120.9	121.8	120.5
Pulp, paper and paper products			Div 21								
Manufacture of pulp, paper and paperboard Group 32	RAUS	6113320000	117.4	118.8	120.0	120.5	121.4	124.6	126.5	127.1	128.8
Manufacture of articles of paper and paperboard Group 33	RAUT	6113330000	113.4	113.8	114.3	114.9	115.6	116.8	117.6	117.7	119.6
Publishing, printing and reproduction of recorded media			Div 22								
Publishing, printing and reproduction of recorded media Group 34	RAUU	6113340000	110.0	110.6	111.0	111.3	111.8	112.6	113.1	113.6	114.3
Coke, refined petroleum products and nuclear fuel			Div 23								
Manufacture of coke, refined petroleum products and nuclear fuels Group 35	RAUW	6113350000	203.7	218.8	219.0	198.4	182.4	148.5	120.3	96.0	98.9
Chemicals and chemical products			Div 24								
Manufacture of industrial gases, dyes and pigments Group 36	RAUX	6113360000	121.3	123.1	127.0	127.6	128.6	131.0	132.6	135.0	136.9
Manufacture of other inorganic basic chemicals Group 37	RAUY	6113370000	125.2	127.7	132.4	132.6	133.3	136.5	137.6	140.3	140.6
Manufacture of other organic basic chemicals Group 38	RAUZ	6113380000	121.2	122.4	124.8	125.5	127.2	127.7	124.9	127.1	127.6
Manufacture of fertilisers and nitrogen compounds Group 39	RAVA	6113390000	151.5	161.2	173.2	173.9	174.7	173.7	171.6	171.2	168.5
Manufacture of plastics and synthetic rubber in primary forms Group 40	RAVB	6113400000	121.8	123.3	126.3	127.1	128.7	129.2	127.4	126.3	126.4
Pesticides and other agro-chemical products Group 41	RAVC	6113410000	116.8	118.1	122.2	123.2	124.3	125.3	124.8	127.3	127.6
Paints, varnishes and similar coatings, printing ink and mastics Group 42	RAZU	6113420000	117.5	118.5	121.9	123.0	123.9	123.9	124.0	122.6	123.4
Pharmaceuticals, medicinal chemicals and botanical products Group 43	RAZV	6113430000	109.9	110.4	112.1	112.5	113.2	113.9	114.5	115.9	116.3
Soap and detergents, cleaning & polishing preparations, perfumes and toilet preparations Group 44	RAZW	6113440000	112.9	113.9	115.4	116.2	117.0	118.3	118.3	119.1	119.1
Other chemical products Group 45	RAZX	6113450000	118.8	119.7	122.5	123.3	124.2	124.6	124.2	124.2	123.9

¹ Climate Change Levy, introduced in April 2001, is not included in data shown in this table.

3 PRICE INDICES OF MATERIALS AND FUELS PURCHASED BY MANUFACTURING INDUSTRY¹

continued

Producer Prices Index: 2005=100

													Annual Average	
	2009 Feb	2009 Mar	2009 Apr	2009 May	2009 Jun	2009 Jul	2009 Aug	2009 Sep	2009 Oct	2009 Nov	2009 Dec	2010 Jan		2009
RAUO	112.6	112.9	112.0	112.1	110.9	110.9	111.1	111.8	112.5	112.2	112.4p	112.9p	RAUO	112.0
RAUP	121.4	121.1	121.0	121.7	121.9	120.0	119.7	120.6	121.0	121.0	121.6p	121.9p	RAUP	121.0
RAUQ	109.7	111.0	110.6	110.7	110.5	110.5	111.4	112.4	113.8	114.1	114.8p	115.4p	RAUQ	111.6
RAUR	119.9	120.2	119.4	119.5	119.1	118.7	119.1	120.3	121.5r	121.5	122.1p	123.1p	RAUR	120.1
RAUS	128.3	127.2	123.8	124.1	122.8	122.3	122.1	122.6	125.8	125.7	126.7p	128.3p	RAUS	125.0
RAUT	119.4	119.2	118.1	118.5	118.3	118.0	117.3	118.1	121.2	121.0	121.6p	122.8p	RAUT	119.2
RAUU	114.2	114.4	114.0	114.1	114.0	113.8	113.7	114.0	115.3	115.0	115.5p	116.0p	RAUU	114.4
RAUW	105.3	112.4	116.7	125.5	138.2	134.5	146.7	140.5	150.2r	154.8	153.5p	161.2p	RAUW	131.4
RAUX	138.0	136.9	134.6	134.8	133.2	133.1	134.8	134.0	135.3	135.6	136.4p	138.0p	RAUX	135.3
RAUY	142.0	140.4	137.0	138.1	136.3	136.3	137.7	136.9	138.5	139.0	139.8p	141.9p	RAUY	138.6
RAUZ	130.4	129.5	129.9	130.1	128.3	129.6	133.8	133.0	132.6	134.3	136.1p	138.5p	RAUZ	131.3
RAVA	170.2	167.0	164.0	163.0	153.8	151.4	151.9	150.2	152.5	152.6	152.9p	155.7p	RAVA	158.2
RAVB	127.2	127.7	127.2	127.7	126.2	127.6	131.0	131.4	132.0	133.1	134.6p	136.6p	RAVB	129.3
RAVC	129.7	129.2	128.8	130.1	128.7	129.0	130.9	129.9	130.0	130.7	131.4p	133.3p	RAVC	129.7
RAZU	123.2	124.8	124.4	125.5	124.7	125.4	126.8	127.5	128.1r	128.3	128.7p	129.6p	RAZU	125.9
RAZV	116.3	115.7	115.1	113.8	112.6	113.7	114.1	114.8	115.4	115.5	115.7p	115.9p	RAZV	114.9
RAZW	119.4	119.8	119.6	119.8	119.0	119.2	120.0	120.2	120.5	121.0	121.4p	122.0p	RAZW	119.9
RAZX	124.4	125.1	124.8	125.3	124.8	125.6	127.4	127.8	128.4	128.8	129.5p	130.6p	RAZX	126.3

3 PRICE INDICES OF MATERIALS AND FUELS PURCHASED BY MANUFACTURING INDUSTRY¹

continued

Producer Prices Index: 2005=100

			2008 May	2008 Jun	2008 Jul	2008 Aug	2008 Sep	2008 Oct	2008 Nov	2008 Dec	2009 Jan
Man-made fibres Group 46	RAZY	6113460000	118.1	119.8	126.0	127.2	128.3	131.0	133.1	133.1	133.6
Rubber and plastic products		Div 25									
Rubber products Group 47	RAZZ	6113470000	115.6	117.5	118.7	119.0	119.8	120.3	120.6	119.2	119.3
Plastic products Group 48	RBAC	6113480000	123.4	125.2	127.7	127.3	128.4	128.9	130.0	129.5	129.2
Non-metallic mineral products		Div 26									
Glass and glass products Group 49	RBAD	6113490000	120.3	122.2	123.6	123.3	123.6	126.1	127.4	127.7	128.3
Ceramic goods Group 50	RBAE	6113500000	117.3	119.4	120.3	121.0	121.8	124.7	126.5	127.7	129.1
Bricks, tiles and construction products in baked clay Group 51	RBAF	6113510000	124.5	128.8	129.8	128.8	129.3	133.7	135.2	135.5	137.1
Cement, lime and plaster Group 52	RBAG	6113520000	128.6	132.5	137.8	137.2	139.8	145.7	149.9	149.2	149.6
Articles of concrete, plaster and cement; shaping and finishing of stone; other non-metallic mineral prod Group 53	RBAH	6113530000	118.6	120.3	121.4	122.9	124.0	125.3	125.8	126.2	128.3
Basic metals		Div 27									
Basic iron and steel and of ferro-alloys, tubes and other first processing of iron & steel Group 54	RBAJ	6113540000	117.5	119.2	119.3	119.1	119.7	119.5	118.5	118.0	118.0
Basic precious and non-ferrous metals Group 55	RBAK	6113550000	149.8	149.0	148.0	142.4	139.1	134.0	131.6	130.8	129.1
Casting of metals Group 56	RBAL	6113560000	147.9	149.7	149.0	142.3	139.3	136.7	135.7	135.8	134.6
Fabricated metal products, except machinery and equipment		Div 28									
Structural metal products Group 57	RBAM	6113570000	123.1	127.7	130.6	131.0	134.2	132.8	130.6	130.6	124.9
Tanks and other containers of metal; central heating radiators & boilers; steam generators Group 58 (Class 2821 to 2830)	RBAN	6113580000	119.2	122.2	123.6	123.7	125.2	125.3	125.1	125.4	123.6
Forging, pressing etc. and roll forming metal; powder metallurgy; treatment & coating of metals; gen mech engineering Group 59	RBAO	6113590000	122.0	123.3	124.3	125.6	126.4	126.8	129.5	131.8	133.6
Cutlery, tools and general hardware Group 60	RBAP	6113600000	124.6	127.3	129.2	128.7	130.1	129.4	127.7	127.3	123.7
Other fabricated metal products Group 61	RBAQ	6113610000	128.0	131.9	134.7	134.3	136.6	134.6	131.9	131.6	126.1
Machinery and equipment n.e.c		Div 29									
Machinery for the production and use of mechanical power, except aircraft, vehicle & cycle engines Group 62	RBAR	6113620000	118.6	120.6	121.7	121.9	122.9	122.8	122.5	122.5	121.4
Other general purpose machinery Group 63	RBAS	6113630000	116.1	117.9	119.3	119.8	121.4	121.2	121.0	121.6	120.3
Agricultural and forestry machinery Group 64	RBAT	6113640000	124.5	125.5	126.1	124.7	125.9	125.5	124.9	125.8	126.4
Machine tools Group 65	RBAU	6113650000	115.2	117.5	118.9	119.3	121.1	121.7	122.3	123.0	121.0
Other special purpose machinery Group 66	RBAV	6113660000	116.9	119.2	120.9	121.5	123.6	123.5	123.6	124.3	122.2

¹ Climate Change Levy, introduced in April 2001, is not included in data shown in this table.

3 PRICE INDICES OF MATERIALS AND FUELS PURCHASED BY MANUFACTURING INDUSTRY¹

continued

Producer Prices Index: 2005=100

													Annual Average	
	2009 Feb	2009 Mar	2009 Apr	2009 May	2009 Jun	2009 Jul	2009 Aug	2009 Sep	2009 Oct	2009 Nov	2009 Dec	2010 Jan		2009
RAZY	133.0	133.1	129.6	131.6	130.3	129.3	130.6	130.5	132.5	132.7	133.2p	134.8p	RAZY	131.7
RAZZ	118.9	120.2	119.2	119.1	118.4	118.8	119.5	120.5	121.5	121.4	121.9p	122.4p	RAZZ	119.9
RBAC	130.3	130.6	127.1	127.6	126.9	125.8	126.2	129.0	128.6	128.9	131.4p	131.9p	RBAC	128.5
RBAD	127.5	127.0	123.4	123.0	120.8	121.2	122.1	123.0	125.1	125.0	126.7p	128.3p	RBAD	124.4
RBAE	130.2	128.7	124.6	124.8	122.2	123.1	123.0	122.7	124.8r	124.2	124.6p	126.3p	RBAE	125.2
RBAF	136.9	133.3	125.4	125.7	122.1	121.0	122.1	121.1	125.0	124.8	126.7p	130.2p	RBAF	126.8
RBAG	151.9	149.2	140.0	140.2	137.9	136.1	134.0	137.6	134.8	135.9	139.7p	140.6p	RBAG	140.6
RBAH	130.3	129.5	127.0	127.1	124.7	125.9	125.4	125.3	126.5	126.1	126.3p	127.5p	RBAH	126.9
RBAJ	118.5	119.8	120.5	122.4	120.6	120.6	121.7	122.9	124.6	123.7	124.6p	125.6p	RBAJ	121.5
RBAK	128.4	128.2	126.2	125.5	124.7	126.5	129.1	131.2	134.3	132.8	135.6p	138.7p	RBAK	129.3
RBAL	133.5	131.7	128.8	129.6	126.8	128.6	130.2	132.4	135.0	133.4	136.3p	139.3p	RBAL	131.7
RBAM	124.6	123.1	120.1	120.1	119.5	119.9	120.4	121.8	123.6	123.1	124.3p	124.4p	RBAM	122.1
RBAN	123.5	122.8	120.8	120.6	120.1	120.6	120.9	121.5	122.9	123.9	124.6p	124.9p	RBAN	122.2
RBAO	134.3	135.9	134.1	134.5	132.9	132.6	133.7	134.7	135.1r	134.1	135.0p	135.0p	RBAO	134.2
RBAP	123.4	122.6	120.1	120.0	119.6	119.8	120.7	121.9	124.1	123.9	125.2p	125.9p	RBAP	122.1
RBAQ	125.9	124.5	121.5	121.7	121.4	121.6	122.6	123.9	126.2	125.6	127.0p	127.7p	RBAQ	124.0
RBAR	121.3	121.0	119.8	119.7	119.3	119.4	119.8	120.9	122.1	122.5	123.1p	123.2p	RBAR	120.9
RBAS	120.9	120.8	118.8	118.9	118.3	118.2	118.4	119.2	120.5	120.4	121.4p	122.0p	RBAS	119.7
RBAT	126.3	127.3	124.8	126.5	125.0	124.5	124.7	125.4	126.2	125.9	127.3p	128.3p	RBAT	125.9
RBAU	120.8	120.3	118.2	118.2	117.4	117.9	117.6	118.7	119.9	120.2	120.7p	120.9p	RBAU	119.2
RBAV	122.4	122.0	120.2	120.2	119.8	119.8	119.9	120.9	121.9	121.9	122.5p	122.5p	RBAV	121.1

3 PRICE INDICES OF MATERIALS AND FUELS PURCHASED BY MANUFACTURING INDUSTRY¹

continued

Producer Prices Index: 2005=100

			2008 May	2008 Jun	2008 Jul	2008 Aug	2008 Sep	2008 Oct	2008 Nov	2008 Dec	2009 Jan
Weapons and ammunition Group 67	RBAW	6113670000	109.4	110.7	112.0	113.6	114.2	113.7	117.4	118.6	119.5
Domestic appliances n.e.c. Group 68	RBAX	6113680000	117.1	118.3	119.5	119.6	120.7	120.3	120.0	118.7	117.0
Office machinery and computers			Div 30								
Office machinery and computers Group 69	RBAY	6113690000	99.3	98.7	99.1	100.1	102.2	103.4	104.2	103.3	102.6
Electrical machinery and apparatus n.e.c			Div 31								
Electric motors, generators and transformers; electricity distribution and control equipment Group 70	RBAZ	6113700000	111.9	112.2	112.8	113.4	114.8	115.2	116.3	116.7	116.3
Insulated wire and cable Group 71	RBB A	6113710000	136.5	135.8	136.2	134.6	133.3	131.2	128.9	126.0	123.5
Electrical equipment n.e.c Group 72	RBBB	6113720000	111.4	111.6	112.3	112.4	113.4	114.0	115.0	115.3	114.8
Radio, television and communication equipment and apparatus			Div 32								
Electronic valves and tubes and other electrical components Group 73	RBBC	6113730000	103.5	102.3	102.9	103.7	105.7	106.9	109.0	110.0	110.1
Television and radio transmitters and line telephony and line telegraphy Group 74	RBB D	6113740000	106.2	105.8	106.2	106.5	107.8	108.7	110.3	111.1	111.2
Television and radio receivers, sound or video recording or reproducing apparatus & associated goods Group 75	RBB E	6113750000	101.7	100.9	101.1	101.3	102.5	103.8	104.5	105.4	105.8
Medical, precision and optical instruments, watches and clocks			Div 33								
Medical, precision and optical instruments, watches and clocks Group 76	RBB F	6113760000	105.5	104.9	105.5	106.3	108.2	109.1	111.1	111.7	111.5
Transport equipment			Div 34								
Motor vehicles, trailers and semi-trailers Group 77	RBB G	6113770000	112.6	113.5	114.3	114.4	115.3	115.0	115.5	116.6	116.3
Building and repairing of ships and boats Group 78	RBB H	6113780000	115.8	117.6	118.6	119.0	120.1	120.6	121.2	120.9	120.4
Other transport equipment			Div 35								
Other transport equipment Group 79	RBB I	6113790000	111.6	112.4	112.9	113.2	113.8	114.8	115.6	115.8	115.1
Aircraft and spacecraft Group 80	RBB J	6113800000	112.0	112.6	113.3	113.1	112.7	112.5	112.4	112.3	112.3
Furniture; manufacturing n.e.c			Div 36								
Furniture Group 81	RBB K	6113810000	114.2	115.7	116.5	116.8	117.7	117.4	117.2	117.9	116.7
Jewellery and related articles, musical instruments Group 82	RBB L	6113820000	138.6	137.7	137.8	135.1	133.5	130.3	127.3	126.4	124.4
Sports goods, games and toys Group 83	RBB M	6113830000	114.6	115.3	116.2	116.4	117.8	117.6	117.8	117.8	116.5
Miscellaneous manufacturing n.e.c; recycling Group 84	RBB N	6113840000	118.4	119.3	120.3	119.5	119.7	118.8	119.0	119.2	119.2

¹ Climate Change Levy, introduced in April 2001, is not included in data shown in this table.

3 PRICE INDICES OF MATERIALS AND FUELS PURCHASED BY MANUFACTURING INDUSTRY¹

continued

Producer Prices Index: 2005=100

	2009 Feb	2009 Mar	2009 Apr	2009 May	2009 Jun	2009 Jul	2009 Aug	2009 Sep	2009 Oct	2009 Nov	2009 Dec	2010 Jan	Annual Average 2009
RBAW	119.5	119.3	120.9	121.0	120.7	120.1	122.4	123.2	125.4	125.5	127.8	127.5	RBAW 122.1
RBAX	116.3	117.0	115.5	115.9	115.4	116.0	116.6	118.1	119.4	119.4	120.1p	120.9p	RBAX 117.2
RBAY	102.0	102.2	102.3	104.2	103.1	104.3	103.7	105.3	107.7	107.3	109.0p	109.1p	RBAY 104.5
RBAZ	116.1	116.6	115.3	116.0	115.3	115.8	115.4	116.6	117.5	117.7	118.0p	118.4p	RBAZ 116.4
RBBA	123.0	123.9	123.0	123.2	123.6	124.5	126.7	129.1	132.0	132.0	133.5p	135.5p	RBBA 126.5
RBBB	114.5	115.1	113.8	114.4	113.6	114.2	114.0	115.1	115.9	116.1	116.6p	117.1p	RBBB 114.8
RBBC	109.9	110.9	109.2	110.5	109.5	110.6	109.0	110.1	110.8	110.8	111.0	111.2	RBBC 110.2
RBBD	111.1	112.0	111.0	111.9	111.0	111.6	111.0	112.0	112.4	112.5	112.8p	113.1p	RBBD 111.7
RBBE	105.6	106.3	105.4	105.9	105.0	105.5	104.7	105.5	105.8	105.8	106.2p	106.4p	RBBE 105.6
RBBF	111.4	112.1	110.7	111.8	110.8	111.8	110.5	111.6	112.4	112.6	112.9	113.1	RBBF 111.7
RBBG	115.7	116.4	115.5	115.2	114.4	114.8	115.2	116.4	117.5	117.5	118.0p	118.8p	RBBG 116.1
RBBH	120.1	120.4	119.1	119.0	118.3	119.0	119.1	120.2	121.4	121.2	121.7p	122.0p	RBBH 120.0
RBBI	114.8	114.7	118.8	119.1	119.1	119.2	108.4	112.0	112.5	112.4	129.6p	129.8p	RBBI 116.3
RBBJ	112.7	113.5	112.8	112.9	112.7	112.8	113.2	114.2	115.3	115.6	116.3	116.8	RBBJ 113.7
RBBK	116.5	116.7	115.7	115.8	115.5	115.8	116.1	117.2r	118.2r	118.1	118.6p	119.1p	RBBK 116.7
RBBL	125.3	126.1	124.5	124.2	124.8	125.3	127.2	128.7	132.2	131.7	134.1p	136.3p	RBBL 127.4
RBBM	116.3	116.5	115.1	115.5	114.9	115.6	115.4	116.6	117.8r	118.0	118.5p	119.0p	RBBM 116.4
RBBN	119.0	119.5	119.4	120.0	119.3	119.5	120.0	121.0	122.0	121.9	122.8p	123.5p	RBBN 120.3

4 PRICE INDICES OF PRODUCTS MANUFACTURED IN THE UNITED KINGDOM - SIC 92

Producer Prices Index: 2005=100

			2008 May	2008 Jun	2008 Jul	2008 Aug	2008 Sep	2008 Oct	2008 Nov	2008 Dec	2009 Jan
Other mining and quarrying			Div 14								
Stone for construction	PPAK	1411000000	114.1 F	108.1 F	108.1 F	108.5 F	108.5 F	108.5 F	108.2 F	108.2 F	106.4 F
Marble & other calcareous monumental or building stone	PPAL	1411110000
Limestone, Gypsum and Chalk excluding Aggregate Levy	PPAN	1412000000	109.2 B	116.3 B	110.7 B	110.9 B	112.5 B	116.0 B	115.0 B	115.0 B	116.5 B
Limestone, Gypsum and Chalk including Aggregate Levy	ROFO	1412008000	110.3 B	117.6 B	111.8 B	112.0 B	113.6 B	117.2 B	116.2 B	116.1 B	117.7 B
Gravel, sand and coated roadstone excluding Aggregates Levy	PPAR	1421000000	112.5	113.1	111.0	111.0	111.1	110.3	112.1	110.8	110.5
Gravel, sand and coated roadstone including Aggregates Levy	ROFR	1421008000	114.0	114.3	112.8	112.6	112.7	112.2	114.0	114.1	113.8
Natural sand excluding Aggregates Levy	QSCH	1421110000	118.8 F	117.9 F	119.8 F	116.2 F	120.9 F	117.8 F	121.7 F	120.5 F	120.0 F
Sand and gravel excluding Aggregates Levy	OYWM	1421110090	116.9	114.6	115.5	115.3	118.1	115.2	119.0	120.5	115.0
Natural sand including Aggregates Levy	ROFG	1421118000	116.5 F	116.0 F	117.6 F	114.3 F	118.6 F	115.8 F	119.3 F	119.2 F	118.1 F
Sand and gravel including Aggregates Levy	OYWN	1421118090	118.6	116.9	117.5	117.3	119.6	117.2	120.4	121.8	117.1
Granules, chippings and powder of stone; pebbles, gravel, broken or crushed stone excluding Aggregates Levy	QSCI	1421120000	107.4	107.9	104.7	105.2	104.5	102.8	104.5	103.0	102.6
Crushed rock excluding Aggregates Levy	OYWO	1421120090	105.1	108.2	102.1	103.4	101.0	99.8	99.3	94.5	98.9
Granules, chippings and powder of stone; pebbles, gravel, broken or crushed stone including Aggregates Levy	ROFS	1421128000	110.2	110.1	108.0	107.9	107.3	106.0	107.8	108.2	107.9
Crushed rock including Aggregates Levy	OYWP	1421128090	108.2	110.2	105.7	106.3	104.5	103.5	103.5	99.5	105.0
Macadam; tarred macadam excluding Aggregates Levy	PPAT	1421130000	127.3	130.2	128.0	130.5	128.9	134.6	134.2	133.3	133.8
Macadam; tarred macadam including Aggregates Levy	IZYG	1421138000	127.9	130.8	128.6	131.0	129.4	134.9	134.6	133.7	134.2
Clays and Kaolin	PPAU	1422000000	109.6	110.0	110.2	107.8	107.8	107.7	109.3	108.8	113.0
Salt	PPBB	1440000000	107.4 F	104.9 F	107.4 F	107.9 F	108.1 F	108.9 F	109.3 F	109.3 F	109.3 F
Other mining and quarrying products n.e.c.	PPBD	1450000000
Food products and beverages			Div 15								
Fresh and preserved meat, except poultry	PPBF	1511000000	130.6 B	135.2 B	133.1 B	131.5 B	136.5 B	132.5 B	127.2 B	128.5 B	136.6 B
Edible offal	PPBI	1511190000	..	103.4 B	103.9 B	103.3 B	102.5 B	103.4 B	104.4 B	103.9 B	105.3 B
Fresh and preserved poultry meat	PPBO	1512000000	113.3	113.4	113.8	117.7	119.4	119.8	119.6	121.6	122.3
Fresh or chilled poultry and poultry offal.	QSCP	1512110000	112.0	111.9	112.4	116.5	118.2	118.5	118.2	120.0	120.6
Meat and poultry meat products	PPBQ	1513000000	108.8	110.2	112.8	113.9	114.4	115.2	116.5	115.9	115.8
Other prepared and preserved meat, meat offal or blood; extracts and juices of meat, fish and aquatic invertebrates	QSCS	1513120000	107.6	108.9	111.0	112.2	112.4	113.5	115.3	114.9	115.3
Processed and preserved fish and fish products	PPBT	1520000000	119.8	120.1	120.5	119.8	121.1	122.6	122.3	125.4	125.1
Fish, fish fillets, other fish meat and fish livers and roes, frozen	RWRQ	1520120000	131.7	131.7 F	131.7 F	131.7 F	131.7 F	134.6 F	134.6 F	141.7 F	139.7 F
Fish, dried, salted or in brine; smoked fish; edible fish meal	QSCT	1520130000	107.1	107.1	107.1	107.1	104.8	110.2	110.2	109.5	109.5
Fish, otherwise prepared or preserved; caviar	QSCU	1520140000	117.6	118.3	118.3	115.2	119.1	119.1	119.1	121.8	121.6
Crustaceans frozen; molluscs and other aquatic invertebrates, frozen, dried, salted or in brine	QSCV	1520150000	114.0 F	114.0 F	111.7 F	111.3 F	111.3 F	115.6 F	113.3 F	116.7 F	116.7 F
Prepared and preserved potatoes	PPBV	1531000000	116.6	121.7	122.8	123.3	123.3	124.2	124.8	124.9	124.8
Fruit and vegetable juices	PPBX	1532000000	110.1	110.1	110.3	110.5	112.0	111.2	110.7	110.6	109.3
Processed and preserved fruit and vegetables n.e.c.	PPBZ	1533000000	108.0	109.7	109.9	110.3	110.8	111.3	111.0	111.1	112.0
Prepared and preserved vegetables, preserved other than by vinegar or acetic acid. Including Vegetable dishes	QSDB	1533140000	105.6	106.1	106.4	106.9	107.8	108.6	109.4	109.7	109.6
Jams, fruit jellies and fruit or nut puree and pastes	PPCF	1533220000	102.2	108.3 F	108.3 F	108.3 F	108.3 F	108.3 F	98.2 F	98.5 F	108.6 F

For B and F see notes

4 PRICE INDICES OF PRODUCTS MANUFACTURED IN THE UNITED KINGDOM - SIC 92

continued

Producer Prices Index: 2005=100

													Annual Average	
	2009 Feb	2009 Mar	2009 Apr	2009 May	2009 Jun	2009 Jul	2009 Aug	2009 Sep	2009 Oct	2009 Nov	2009 Dec	2010 Jan		2009
PPAK	PPAK	..
PPAL	95.9 F	90.9 F	98.1 F	98.0 F	96.3 F	93.1 F	93.1 F	93.1 F	97.3 F	97.3pF	97.3pF	97.3pF	PPAL	..
PPAN	117.6 B	113.8 B	118.5 B	117.1 B	116.3 B	115.3 B	115.3 B	114.8 B	115.0 B	115.1pB	114.6pB	112.6pB	PPAN	115.8
ROFO	118.8 B	115.7 B	119.4 B	118.1 B	117.2 B	119.6 B	119.2 B	119.3 B	119.5 B	119.2pB	118.7pB	120.5pB	ROFO	118.5
PPAR	111.1	112.6	111.7	111.7	118.0	128.0	128.6	121.5	125.4	123.9p	123.9p	124.2p	PPAR	118.9
ROFR	114.4	115.6	115.3	115.4	120.4	128.1	127.0	123.1r	126.7	124.7p	125.0p	126.9p	ROFR	120.8
QSCH	119.4	119.7	118.4	117.5	124.7	122.9	123.6	123.8	122.5	122.1p	121.2p	122.5p	QSCH	121.3
OYWM	113.4	113.2	111.3	109.7	106.5	102.9	103.1	104.3	103.3	104.4p	103.7p	103.8p	OYWM	107.6
ROFG	118.4	118.6	117.8	117.0	122.9	121.5	122.0	122.2	121.1	120.4p	119.9p	122.6p	ROFG	120.0
OYWN	116.8	116.7	115.5	114.2	111.4	108.3	108.4	109.5	108.6	109.2p	108.8p	110.4p	OYWN	112.0
QSCI	103.9	105.5	104.3	104.5	111.2	125.8	128.5	117.1	120.8	118.7p	119.0p	119.1p	QSCI	113.5
OYWO	99.4	105.0	101.6	102.5	109.2	120.8	124.9	114.8	113.5	111.1p	110.6p	110.7p	OYWO	109.4
ROFS	109.0	110.1	109.7	109.9	115.2	126.3	126.4	119.8	123.2	120.5p	121.1p	122.9p	ROFS	116.6
OYWP	105.2	109.7	107.7	108.4	113.2	121.6	122.4	117.8	116.8p	114.5p	116.2p	117.9p	OYWP	113.2
PPAT	132.6	135.5	135.9	136.5	139.7	143.4	135.1	137.8	148.6	148.5p	148.3p	148.5p	PPAT	139.6
IZYG	133.1	135.8	136.4	137.0	140.1	143.7	135.5	138.0r	148.2	147.6p	147.8p	149.4p	IZYG	139.8
PPAU	108.9	122.5	122.5	125.4	121.5	122.3	123.1	120.7	122.8	120.5p	121.2p	121.1p	PPAU	120.4
PPBB	123.1 F	124.9 F	129.6 F	129.6 F	129.6 F	129.6 F	129.6 F	129.6 F	123.9 F	123.9 F	123.9pF	126.2pF	PPBB	125.6
PPBD	119.5 F	119.6 F	124.9 F	125.3 F	121.2 F	122.4 F	122.4 F	122.4 F	122.5 F	121.9 F	121.9pF	121.9pF	PPBD	..
PPBF	137.6 B	132.2 B	131.8 B	132.7 B	133.8 B	127.0 B	126.3 B	132.3 B	132.9 B	132.0 B	132.8pB	132.2pB	PPBF	132.3
PPBI	105.7 B	109.1 B	111.3 B	113.8 B	113.1 F	112.8 F	112.0 F	111.2 F	113.1 F	112.7 F	114.1pF	114.1pF	PPBI	111.2
PPBO	123.3	124.4	125.6	124.7	123.9	124.0	123.4	121.9	119.9p	121.1p	122.3p	122.0p	PPBO	123.1
QSCP	121.7	121.6	122.8	122.0	121.0	121.4	120.8	119.2	117.5p	118.9p	120.1p	119.5p	QSCP	120.6
PPBQ	116.1	116.5	116.5	117.7	117.2	117.5	116.9	117.1	116.5r	116.3	116.5p	116.0p	PPBQ	116.7
QSCS	115.6	115.8	115.9	117.1	116.2	116.5	115.6	115.5	115.2r	115.6	115.7p	115.1p	QSCS	115.8
PPBT	126.7	125.9	126.6	125.5	129.8	131.1	128.0	127.7	128.1	128.5	130.7p	129.5p	PPBT	127.8
RWRQ	144.0 F	139.7 F	139.7 F	135.2 F	135.2	159.7	142.0	136.1	134.2p	126.3p	130.4p	130.5p	RWRQ	138.5
QSCT	111.4	110.7	110.7	110.7	117.0	112.1	112.1	110.5	103.7	108.5	103.7p	108.0p	QSCT	110.1
QSCU	122.2	122.2	122.2	122.2	123.5	124.0	123.5	121.6	123.4	125.3	123.8p	123.3p	QSCU	123.0
QSCV	116.7 F	116.7 F	116.7 F	116.7 F	116.7 F	116.0 F	116.0 F	116.0 F	111.3 F	111.3 F	111.3pF	109.5pF	QSCV	115.2
PPBV	129.1	129.3	129.6	129.7	129.6	129.6	129.6	129.5	128.6	129.2	130.0p	129.7p	PPBV	129.0
PPBX	110.2	110.8	110.7	110.4	110.4	110.2	113.1	113.1	113.3p	113.1p	113.1p	112.1p	PPBX	111.5
PPBZ	112.8	112.9	113.0	113.8	114.8	114.6	114.7	115.0	114.9	115.1	114.6p	115.1p	PPBZ	114.0
QSDB	110.0	110.2	109.9	110.9	112.2	111.9	112.3	113.2	113.5	113.5	113.5p	114.6p	QSDB	111.7
PPCF	108.6 F	108.6 F	108.6 F	110.2 F	110.2 F	110.3 F	110.1 F	110.0 F	110.1 F	110.1 F	110.1pF	110.1pF	PPCF	109.6

4 PRICE INDICES OF PRODUCTS MANUFACTURED IN THE UNITED KINGDOM - SIC 92

continued

Producer Prices Index: 2005=100

			2008 May	2008 Jun	2008 Jul	2008 Aug	2008 Sep	2008 Oct	2008 Nov	2008 Dec	2009 Jan
Nuts, ground nuts, roasted, salted or otherwise prepared	PPCG	1533230000	126.0 F	137.8 F	138.5 F	138.1 F	137.7 F	138.1 F	138.1 F	138.1 F	138.4 F
Other preserved fruits	PPCI	1533250000	114.1	114.1	114.1	114.2	114.5	113.8	113.5	113.5	113.5
Crude oils and fats	PPCJ	1541000000	..	190.6	185.9	188.3	186.4	184.1	172.1	164.4	162.4
Refined oils and fats	PPCL	1542000000	150.4	160.7 B	166.9 B	162.0 B	164.8 B	158.4 B	160.2 B	154.6 B	155.7 B
Soyabean, groundnut, olive, sunflower seed, safflower, cottonseed rape, colza sesame and mustard oil and fractions, refined not further processed	QSDF	1542110000	143.2
Dairy products	PPCT	1551000000	121.5	121.3	119.8	122.9	121.8	122.0	121.5	123.3	120.1
Processed liquid milk	QSDK	1551110000	125.5	126.0	126.2	127.7	128.1	130.3	130.7	132.1	129.8
Milk and cream >6% fat, not concentrated or sweetened	QSDL	1551120000	117.1	113.3	114.8	114.8	113.9	113.6	111.4	111.3	111.1
Butter and dairy spreads	QSDN	1551300000	96.0
Cheese and curd	QSDO	1551400000	122.1	122.4	122.0	122.0	121.9	122.5	122.7	122.7	120.5
Yoghurt and other fermented or acidified milk or cream	QSDQ	1551520000	121.3	117.5 F	100.1 F	124.9 F	113.6 F	108.0 F	110.0 F	124.0 F	115.9 F
Whey	QSDR	1551550000	78.9 B	83.2	81.8	83.4	82.6	85.8	78.8	76.7	74.3
Ice cream and other edible ice	PPCZ	1552000000	106.4	108.0	109.9	110.1	110.2	110.3	110.3	110.3	121.5
Grain mill products	PPDB	1561000000	134.0	134.4	133.7	133.9	133.1	132.5	131.0	131.1	131.9
Wheat or meslin flour	QSDT	1561210000	165.4	163.4	161.5	161.6	159.0	158.0	155.3	155.4	155.5
Mixes for preparation of bakers wares	RWRW	1561240000	113.0 F	113.0 F	113.0 F	113.0 F	113.0 F	113.0 F	113.0 F	113.0 F	113.0 F
Other cereal grain products, including corn flakes	QSDX	1561330000	112.7	112.6	112.6	112.6	112.6	113.0	113.0	113.0	115.5
Bran, sharps & other residues from the working of cereals	RWRY	1561500000	..	135.1 F	133.3 F	129.8 F	130.9 F	122.2 F	117.1 F	117.7 F	117.8 F
Starches and starch products	PPDD	1562000000	106.1	106.0 F	107.4 F	107.3 F	107.6 F	105.2 F	105.2 F	105.2 F	104.2 F
Glucose and glucose syrup; fructose and fructose syrup; invert sugar; sugars and sugar syrups n.e.c.; artificial honey; caramel	QSDZ	1562210000	103.1 F
Prepared animal feeds for farm animals	PPDF	1571000000	148.5	149.6	150.1	150.4	148.7	145.0	144.3	141.8	141.3
Prepared pet food	PPDH	1572000000	116.0 B	116.2	116.1	119.0	119.0	119.9	120.0	119.2	118.8
Bread, pastry goods and cakes	PPDL	1581000000	118.9	119.6	120.1	121.7	122.7	123.1	122.8	123.4	121.9
Fresh bread	PPDM	1581110000	130.3	131.6	131.3	133.6	135.5	136.0	135.8	135.9	134.7
Cake, pastry and bakers wares with added sweetening matter. Excluding: crispbread, biscuits, rusks and fresh bread	PPDN	1581120000	108.7	108.7	110.1	111.0	111.1	111.5	111.1	112.1	110.5
Rusks and biscuits; prepared pastry goods and cakes	PPDO	1582000000	107.5	108.5	109.2	110.2	110.3	109.0	109.0	109.0	109.9
Other bread and other bakers ware without added sweetening matter or meat content of less than 20%. Including crepes, quiche, savoury and salted products	QSEG	1582130000	103.9	105.9	106.8	106.0	106.0	103.4	103.4	103.4	105.2
Refined cane or beet sugar, containing added flavouring or colouring matter, maple sugar & maple syrup	RWPU	1583130000	106.7 F
Cocoa; chocolate and sugar confectionery	PPDU	1584000000	108.9	109.7	109.5	110.6	110.7	110.7	113.1	113.8	116.1
Chocolate and food preparations containing cocoa, except sweetened cocoa powder, other than in bulk forms	QSEK	1584220000	108.5	109.4	109.3	109.3	109.9	109.9	112.3	112.7	115.2
Sugar confectionery, including white chocolate, not containing cocoa	QSEL	1584230000	106.9	107.0	107.0	108.7	108.7	108.7	111.1	111.1	112.9
Macaroni, noodles, couscous and similar farinaceous products	PPDW	1585000000	103.6	106.0	106.7	106.7	106.2	107.3	107.1	107.1	107.6
Pasta cooked, stuffed or otherwise prepared; couscous	QSEN	1585120000	103.4
Coffee and tea	PPDY	1586000000	106.6	106.7	113.1	112.8	112.8	113.2	113.3	113.4	113.9

For B and F see notes

4 PRICE INDICES OF PRODUCTS MANUFACTURED IN THE UNITED KINGDOM - SIC 92

continued

Producer Prices Index: 2005=100

														Annual Average
														2009
														2009
														2009
														2009
														2009
														2009
														2009
														2009
														2009
														2009
														2009
														2009
														2009
														2009
														2009
														2009
														2009
														2009
														2009
														2009
														2009
														2009
														2009
														2009
														2009
														2009
														2009
														2009
														2009
														2009
														2009
														2009
														2009
														2009
														2009
														2009
														2009
														2009
														2009
														2009
														2009
														2009
														2009
														2009
														2009
														2009
														2009
														2009
														2009
														2009
														2009
														2009
														2009
														2009
														2009
														2009
														2009
														2009
														2009
														2009
														2009
														2009
														2009
														2009
														2009
														2009
														2009
														2009
														2009
														2009
														2009
														2009
														2009
														2009
														2009
														2009
														2009
														2009
														2009
														2009
														2009
														2009
														2009
														2009
														2009
														2009
														2009
														2009
														2009
														2009
														2009
														2009
														2009
														2009
														2009
														2009
														2009
														2009
														2009
														2009
														2009
														2009
														2009
														2009
														2009
														2009
														2009
														2009
														2009
														2009
														2009
														2009
														2009
														2009
														2009
														2009
														2009
														2009
														2009
														2009
														2009
														2009
														2009
														2009
														2009
														2009
														2009
														2009
														2009
														2009
														2009
														2009
														2009
														2009
														2009
														2009
														2009
														2009
														2009
														2009
														2009
														2009
														2009
														2009
														2009
														2009
														2009
														2009
														2009
														2009
														2009
														2009
														2009
														2009
														2009
														2009
														2009
														2009
														2009
														2009
														2009
														2009
														2009
														2009
														2009
														2009
														2009
														2009
														2009
														2009
														2009
														2009
														2009
														2009
														2009
														2009
														2009
														2009
														2009
														2009
														2009
														2009
														2009
														2009
														2009
														2009
														2009
														2009
														2009
														2009
														2009
														2009
														2009
														2009
														2009
														2009
														2009
														2009
														2009
														2009
														2009
														2009
														2009
														2009
														2009
														2009
														2009
														2009
														2009
														2009
														2009
														2009
														2009
														2009
														2009
														2009
														2009
														2009
														2009
														2009
														2009
														2009
														2009
														2009
														2009
														2009
														2009
														2009
														2009
														2009
														2009
														2009
														2009
														2009
														2009
														2009
														2009
														2009
														2009
														2009
														2009
														2009
														2009
														2009
														2009
														2009
														2009
														2009
														2009
														2009
														2009
														2009
														2009
														2009
														2009
														2009
														2009
														2009
														2009
														2009
														2009
														2009
														2009
														2009
														2009
														2009
														2009
														2009
														2009
														2009
														2009
														2009
														2009
														2009
														2009
														2009
														2009
														2009
														2009
														2009
														2009
														2009
														2009
														2009
														2009
														2009
														2009
														2009
														2009
														2009
														2009
														2009
														2009
														2009
														2009
														2009

4 PRICE INDICES OF PRODUCTS MANUFACTURED IN THE UNITED KINGDOM - SIC 92

continued

Producer Prices Index: 2005=100

			2008 May	2008 Jun	2008 Jul	2008 Aug	2008 Sep	2008 Oct	2008 Nov	2008 Dec	2009 Jan
Green tea (not fermented), black tea in immediate packings less than 3kg	PPEA	1586130000	106.4	106.7	114.9	114.4	114.5	115.3	115.7	115.8	116.9
Condiments and seasonings	PPEC	1587000000	104.2	104.2	104.0	104.2	104.2	104.2	103.4	103.5	103.2
Other food products	PPEH	1589000000	106.0	106.8	106.9	107.2	107.2	107.2	107.6	108.9	108.4
Soups and broths and preparations thereof	PPEI	1589110000	102.4	104.2	104.2	104.2	103.3	102.9	103.5	111.2	110.8
Other food products n.e.c.	PPEL	1589140000	105.9	106.4	106.6	107.0	107.0	107.1	107.5	107.1	106.3
Distilled alcoholic beverages - including duty	RPBU	1591008000	103.5	103.5	F108.6	F108.6	F108.6	F108.6	F108.6	F111.6	F111.7
Spirits, liquors, other spirituous beverages; compound alcoholic preparations for manufacture of beverages - including duty	RPBV	1591108000	103.5	103.5	F108.6	F108.6	F108.6	F108.6	F108.6	F111.6	F111.7
Cider and other fruit wines - excluding duty	PPEW	1594000000	108.5	108.5	108.5	108.5	109.2	109.2	109.4	109.4	107.1
Fermented beverages (eg cider, perry, mead); mixed beverage containing alcohol. Excluding wine - including duty	QSEX	1594100000	108.5
Fermented beverages (eg cider, perry, mead); mixed beverage containing alcohol. Excluding wine - excluding duty	RPBY	1594108000	109.4	109.4	109.4	109.4	109.9	109.9	109.9	111.6	110.2
Beer made from malt - excluding duty	PPFA	1596000000	106.9	107.4	107.5	108.2	109.9	107.6	109.3	108.9	110.0
Beer made from malt - including duty	RPBZ	1596008000	114.3	113.5	113.6	113.9	112.9	113.6	114.4	119.0	119.6
Malt	QSFE	1597100000	180.1
Mineral waters and soft drinks	PPFE	1598000000	109.7	110.2	109.4	110.5	110.8	110.3	110.7	110.8	111.5
Mineral waters and aerated waters not sweetened or flavoured	PPFF	1598110000	113.7	B113.8	F113.8	F115.7	F116.2	F114.8	F115.5	F115.8	F117.2
Non alcoholic beverages. Excluding mineral and aerated waters, not sweetened	PPFG	1598120000	109.3	109.8	109.0	110.0	110.3	109.8	110.2	110.3	111.0
Tobacco products			Div 16								
Tobacco products - excluding duty	PPFH	1600000000	131.6	F131.6	F131.6	F131.6	F131.6	F131.6	F131.6	F131.4	F136.4
Tobacco products - including duty	RPEU	1600008000	114.2	F114.2	F114.2	F114.2	F114.2	F114.2	F114.2	F117.2	F118.3
Textiles			Div 17								
Textile yarn and thread	PPFK	1710000000	101.1	101.2	101.1	101.1	100.7	101.1	B101.2	B101.6	B103.7
Wool yarn, not put up for retail sale	QSFH	1710420000	102.1	F102.1	F101.9	F101.9	F100.8	F101.4	F101.4	F101.4	F104.9
Textile fabrics	PPFM	1720000000	103.9	B103.9	B103.9	B103.9	B104.5	B104.2	104.3	104.2	105.6
Woven fabrics of synthetic filament yarn and artificial filament yarn	QSFT	1720310000	104.6	104.6	104.6	104.6	104.6	103.8	104.1	103.8	104.5
Textile finishing services	PPFQ	1730000000	101.4	101.5	101.5	102.8	103.2	103.2	B103.2	B103.2	B103.6
Dyeing of fabric services	QSFZ	1730220000	103.0	F103.0	F103.0	F108.8	F110.2	F
Made-up textile articles, except apparel	PPFU	1740000000	104.7	106.2	106.2	106.2	107.6	107.8	107.9	108.1	107.9
Bed linen	PPFW	1740120000	102.5	F102.5	F102.5	F102.5	F105.2	F
Curtains including drapes, interior blinds, curtain or bed valances	PPFZ	1740150000	108.4	108.4	108.4	108.4	110.9	110.9	110.9	111.3	110.9
Sleeping bags & articles of bedding	PPGD	1740240000	90.3	F	90.6	F	90.6	F	90.6	F	90.6
Carpets and rugs	PPGF	1751000000	106.3	106.2	106.6	107.2	107.9	108.2	108.4	108.4	108.8
Carpets and other textile floor coverings, woven	RXSF	1751120000	105.3	F105.3	F105.3	F107.7	F106.2	F106.9	F107.1	F107.7	F107.8
Carpets and other textile floor cover, tufted	QSGE	1751130000	106.4	106.3	106.8	106.8	108.2	108.3	108.4	108.4	108.7
Cordage, rope, twine and netting	PPGH	1752000000	97.3	97.3	96.6	96.9
Non-wovens and articles made from non-wovens, except apparel	PPGK	1753000000	107.2	F107.8	F107.8	F105.4

For B and F see notes

4 PRICE INDICES OF PRODUCTS MANUFACTURED IN THE UNITED KINGDOM - SIC 92

continued

Producer Prices Index: 2005=100

														Annual Average
	2009 Feb	2009 Mar	2009 Apr	2009 May	2009 Jun	2009 Jul	2009 Aug	2009 Sep	2009 Oct	2009 Nov	2009 Dec	2010 Jan		2009
PPEA	117.7	140.2	140.2	147.4	148.6	148.6	150.0	150.0	150.0	150.2	150.4p	150.4p	PPEA	142.5
PPEC	103.2	104.1	104.8	105.8	105.9	105.8	105.7	105.6	100.5	106.5p	106.5p	107.1p	PPEC	104.8
PPEH	108.8	108.8	109.0	108.9	108.5	112.0	111.4	111.3	113.0	112.5	112.9p	113.3p	PPEH	110.5
PPEI	112.5	112.5	113.5	114.0	112.7	112.8	111.0	111.2	111.6	112.6	113.8p	113.8p	PPEI	112.4
PPEL	106.1	106.1	106.1	105.6	105.6	110.1	109.8	109.8	111.9	111.0	111.2p	111.2p	PPEL	108.3
RPBU	111.2 F	111.0 F	111.8 F	114.2 F	114.4 F	114.4 F	114.4 F	114.2 F	114.1 F	114.1 F	114.1pF	114.1pF	RPBU	113.3
RPBV	111.2 F	111.0 F	111.8 F	114.2 F	114.4 F	114.4 F	114.4 F	114.2 F	114.1 F	114.1 F	114.1pF	114.1pF	RPBV	113.3
PPEW	107.1	107.2	107.4	110.2	110.3	110.3	110.3	110.3	111.5	111.5	111.5p	111.5p	PPEW	109.6
QSEX	110.3	110.3	110.3	110.3	111.5	111.5	111.5p	111.5p	QSEX	..
RPBY	110.2	110.2	110.4	112.6	112.6	112.6	112.6	112.6	113.4	113.4	113.2p	113.5p	RPBY	112.0
PPFA	110.6	110.5	111.2	108.9	110.6	112.7	110.5	109.9	111.3	110.3	109.8p	110.8p	PPFA	110.5
RPBZ	119.7	119.8	120.9	121.9	123.1	124.5	123.0	122.6	123.5	123.0	122.6p	125.2p	RPBZ	122.0
QSFE	183.6	183.1	183.2	183.1	180.1	178.1	174.0p	156.4p	QSFE	..
PPFE	111.4	113.5	114.2	114.6	115.1	113.3	114.1	113.1	113.2	113.3	114.1p	109.8p	PPFE	113.4
PPFF	116.4 F	116.4 F	117.0 F	118.7 F	PPFF	..
PPFG	110.9	113.2	113.9	114.1	PPFG	..
PPFH	140.3 F	141.2 F	141.1 F	141.3 F	141.3 F	141.3 F	141.3 F	141.3 F	141.3 F	145.4 F	145.4pF	150.8pF	PPFH	141.5
RPEU	119.1 F	119.2 F	119.7 F	120.9 F	120.9 F	120.9 F	120.9 F	120.9 F	120.9 F	121.3 F	121.3pF	122.8pF	RPEU	120.4
PPFK	104.2 B	104.5 B	104.5 B	104.5 B	104.4 B	104.1 B	103.5 B	103.3 B	103.3 B	103.3 B	98.9pB	98.9pB	PPFK	103.5
QSFH	104.9 F	105.0 F	105.0 F	105.0 F	105.0 F	104.8 F	103.6 F	103.4 F	QSFH	..
PPFM	107.2	107.0	107.0	106.7	106.3	106.0	105.7	105.0	105.0 F	106.6 F	104.4pF	104.1pF	PPFM	106.0
QSFT	108.6	108.1	108.1	108.6	107.9	107.9	107.9	106.1	QSFT	..
PPFQ	103.7 B	105.3 B	106.2 B	107.9 B	107.9 B	107.9 B	107.9 B	107.9 B	108.4 B	107.4 B	107.4pB	108.3pB	PPFQ	106.8
QSFZ	QSFZ	..
PPFU	108.0	108.4	108.2	108.2	108.2	108.2	108.3	108.3	108.5	108.6	110.1p	110.1p	PPFU	108.4
PPFW	PPFW	..
PPFZ	111.1	111.8	111.8	111.6	111.6	111.6	111.6	111.6	111.6	111.8	114.7p	113.7p	PPFZ	111.8
PPGD	90.6 F	90.4 F	90.4 F	90.4 F	90.4 F	90.4 F	91.3 F	91.3 F	91.1	91.1	91.1p	91.4p	PPGD	90.8
PPGF	109.8	110.0	109.8	110.5	110.7	111.0	111.0	111.4	110.9	111.5	111.4p	111.2p	PPGF	110.6
RXSf	107.8 F	107.8 F	107.3 F	107.3 F	107.3 F	107.6 F	107.6 F	107.6 F	107.7 F	107.7 F	107.7pF	106.8pF	RXSf	107.6
QSGE	110.0	110.4	110.0	111.2	111.4	111.8	111.8	112.5	111.6	112.6p	112.4p	112.4p	QSGE	111.2
PPGH	99.6	99.8	103.6	103.8	103.9	103.5	103.5	104.0	103.8p	102.1p	101.9p	101.9p	PPGH	102.2
PPGK	105.4 F	107.4 F	104.5 F	104.5 F	104.5 F	98.5 F	98.5 F	98.7 F	99.1	99.1	99.1p	100.2p	PPGK	102.1

4 PRICE INDICES OF PRODUCTS MANUFACTURED IN THE UNITED KINGDOM - SIC 92

continued

Producer Prices Index: 2005=100

			2008 May	2008 Jun	2008 Jul	2008 Aug	2008 Sep	2008 Oct	2008 Nov	2008 Dec	2009 Jan
Other textiles n.e.c.	PPGM	1754000000	100.5 B	100.4 B	100.5 B	100.5 B	100.7 B	102.0 B	102.7 B	102.7 B	103.4 B
Narrow woven fabrics, trimmings and the like	PPGO	1754110000	98.9 F	98.9 F	98.9 F	98.9 F	98.9 F	102.8 B	102.8 B	102.8 B	102.8 B
Knitted or crocheted fabrics	PPGU	1760000000	101.9	101.9	101.9	101.9	103.1	102.1 F	107.3 F	107.3 F	109.8 F
Knitted and crocheted hosiery	PPGX	1771000000	101.1 F	101.1 F	101.1 F	101.1 F	101.1 F	101.1 F	101.1 F	101.1 F	101.1 F
Knitted & crocheted pullovers, cardigans & similar articles	PPGZ	1772000000	107.8	108.1	108.3	108.7	108.8	108.0	108.6	108.7	108.6
Jerseys, pullovers, cardigans, waistcoats and similar articles, knitted or crocheted	QSGI	1772100000	107.8	108.1	108.3	108.7	108.8	108.0	108.6	108.7	108.6
Wearing apparel; dressing and dyeing of fur			Div 18								
Workwear	PPHD	1821000000	101.0 B	101.0 B	101.0 B	101.0 B	102.0 B	101.9	101.8	102.0	102.0
Other workwear	QSGP	1821300000	99.8 F	99.8 F	99.8 F	99.8 F
Outerwear	PPHG	1822000000	101.1	101.1	101.1	101.1	101.1	101.1 B	101.1 B	101.1 B	101.8 B
Women's and girl's trousers, bib and brace overalls breeches and shorts	QSGZ	1822350000	101.8	101.9	101.9	101.9	101.9	101.8 F	101.9 F	101.9 F	101.9 F
Underwear	PPHI	1823000000	103.8 B	103.9 B	103.9 B	103.9 B	103.9 B	104.0 B	104.6 B	104.6 B	104.6 B
Other wearing apparel and accessories n.e.c.	PPHK	1824000000	100.7	100.8	100.9	100.0	100.0	100.1	99.3	100.7	101.3
Handkerchiefs, shawls, ties, gloves & other made-up clothing accessories; parts or garments, of textile fabric, not knitted or crocheted n.e.c.	QSHN	1824230000	101.3 F	101.3 F	101.6 F	97.2 F	97.0 F	97.0 F	97.0 F	104.2 F	105.5 F
Furs; articles of fur	PPHM	1830000000	102.1 F	103.3 F	103.3 F	103.3 F	103.3 F	103.3 F	103.3 F	103.3 F	103.3 F
Leather and leather products			Div 19								
Leather	PPHO	1910000000	96.1	96.5	96.7	97.1	96.4	95.9	95.5	94.2	88.0
Luggage, handbags and the like, saddlery and harness	PPHQ	1920000000	104.9 B	105.0 B	105.0 B	106.7 B	105.4 B	105.0 B	105.0 B	105.0 B	105.0 B
Luggage, handbags and the like, of any material	QSHZ	1920120000	105.4 B	105.7 F	105.7 F	108.3 F	106.3 F	105.7 F	105.7 F	105.7 F	105.7 F
Footwear	PPHS	1930000000	106.6	106.6	106.9	106.9	107.1	107.1	107.1	107.1	107.5
Footwear with uppers of leather	QSIK	1930130000	105.7	105.7	106.1	106.1	106.1	106.1	106.1	106.1	106.5
Wood and wood products			Div 20								
Wood, sawn planed or impregnated	PPHX	2010000000	124.0 B	126.4	126.7	125.5	125.5	122.4	120.7	120.4	118.1
Wood sawn or chipped lengthwise, sliced or peeled >6mm thick; railway or tramway sleepers of wood not impregnated	QSIH	2010100000	130.5	129.8	129.5	127.5	127.4	124.5	122.4	121.9	118.0
Wood continuously shaped along any of its edges or faces	PPHZ	2010210000	111.1 F	119.0 F	120.6 F	120.6 F	120.6 F	115.8 F	113.8 F	113.8 F	113.8 F
Veneer sheets; plywood, laminboard, particle board, fibre board and other panels and boards	PPIB	2020000000	118.0	117.3	116.8	116.7	116.5	115.4	114.5	114.9	114.8
Particle board and similar board of wood or other ligneous materials	PPIE	2020130000	115.8	114.4	114.3	114.1	113.9	113.0	112.1	112.5	112.3
Builders' joinery and carpentry of wood	PPIG	2030000000	112.1	112.2	111.2	111.6	116.5	116.2	116.3	118.8	118.8
Windows, french windows & their frames, doors and their frames and other thresholds of wood	PPII	2030110000	115.4	115.5	115.6	116.6	118.6	118.1	118.3	125.0	124.7
Builders' joinery and carpentry of wood n.e.c.	QSIK	2030130000	106.8 B	106.8 B	104.1 B	103.9 B	103.9 B	104.2 B	104.5 B	104.3 B	104.3 B
Prefabricated wooden buildings	QSIM	2030200000	..	114.9 B	114.9 B	114.9 B	131.7 B	131.0 B	130.5 B	130.5 B	130.8 B
Wooden containers	PPIK	2040000000	122.7 B	122.7 B	122.4 B	122.4 B	122.7 B	122.7 B	122.7 B	122.3 B	123.1 B
Pallets, box pallets and other load boards of wood	PPIL	2040110000	..	126.0 B	125.6 B	125.7 B	125.7 B	125.7 B	125.6 B	125.1 B	125.1 B
Other products of wood	PPIN	2051000000	116.3 B	116.4	116.6	116.6	116.7	116.7	116.7	116.4	118.2

For B and F see notes

4 PRICE INDICES OF PRODUCTS MANUFACTURED IN THE UNITED KINGDOM - SIC 92

continued

Producer Prices Index: 2005=100

													Annual Average	
	2009 Feb	2009 Mar	2009 Apr	2009 May	2009 Jun	2009 Jul	2009 Aug	2009 Sep	2009 Oct	2009 Nov	2009 Dec	2010 Jan		2009
PPGM	103.5 B	103.5 B	103.4 B	103.4 B	103.4 B	103.3 B	103.3 B	103.3 B	104.2 B	104.3 B	104.3pB	104.3pB	PPGM	103.6
PPGO	103.1 B	103.1 B	103.1 B	103.1 B	103.1 B	103.1 B	103.1 B	103.1 B	PPGO	..
PPGU	110.2 F	110.4 F	110.4 F	110.6 F	110.6 F	110.5 F	110.5 F	110.5 F	PPGU	..
PPGX	89.6 F	89.6 F	89.6 F	89.8 F	89.8 F	89.8 F	89.8 F	89.8 F	89.8 F	89.8pF	89.8pF	89.8pF	PPGX	90.7
PPGZ	109.0	109.0	109.1	109.3	109.3	109.3	109.3	109.3	109.3 F	110.0 F	110.4pF	111.0pF	PPGZ	109.3
QSGL	109.0	109.0	109.1	109.3	109.3	109.3	109.3	109.3	109.3 F	110.0 F	110.4pF	111.0pF	QSGL	109.3
PPHD	102.0	104.2	104.5	104.6	104.6	104.6	104.6	104.6	104.6	104.6	104.6p	104.6p	PPHD	104.1
QSGP	99.8 F	102.2 F	102.6 F	102.7 F	102.7 F	102.7 F	102.7 F	102.7 F	102.7	102.7	102.7p	102.7p	QSGP	102.2
PPHG	101.8 B	101.9 B	101.9 B	101.9 B	101.9 B	101.9 B	101.9 B	101.9 B	101.9 B	101.9 B	101.9pB	96.8pB	PPHG	101.9
QSGZ	101.9 F	101.9 F	101.9 F	101.9 F	101.9 F	101.9 F	101.9 F	101.9 F	QSGZ	..
PPHI	104.6 B	104.0 B	104.0 B	104.0 B	104.0 B	104.0 B	104.0 B	104.0 B	104.0 F	104.0 F	104.0pF	103.8pF	PPHI	104.1
PPHK	101.2	101.7	101.8	101.8	101.8	101.8	101.8	101.8	101.8 B	101.5 B	101.5pB	101.5pB	PPHK	101.6
QSHN	105.5 F	105.5 F	105.5 F	105.5 F	105.5 F	105.5 F	105.5 F	105.5 F	QSHN	..
PPHM	103.3 F	104.1 F	104.1 F	104.1 F	104.1 F	104.1 F	104.1 F	107.5 F	108.5 F	108.5 F	108.5pF	110.6pF	PPHM	105.4
PPHO	86.4	85.2	85.4	85.9	86.6	86.9	90.3	91.7	94.2	97.4	98.9p	100.7p	PPHO	89.7
PPHQ	105.1 B	106.9 B	108.9 B	109.3 B	109.9	109.5	109.8	109.9	111.1	111.3	112.5p	112.8p	PPHQ	109.1
QSHZ	105.7 F	105.7 F	108.8 F	109.3 F	109.3	107.7	107.8	107.8	107.8	108.0	108.4p	108.4p	QSHZ	107.7
PPHS	107.5	109.6	109.5	109.7	109.6	107.5	107.6	106.8	106.8	106.7	106.5p	106.5p	PPHS	107.9
QSIE	106.5	108.7	108.8	108.8	108.8	105.3	105.2	104.7	104.6	104.6p	104.6p	104.5p	QSIE	106.4
PPHX	115.7	116.4	115.5	116.5	116.7	116.9	117.3	118.3	118.5	118.2	118.2p	123.1p	PPHX	117.2
QSIH	116.2	117.5	115.9	117.5	117.8	119.3	119.9	120.2	120.8	120.3	120.4p	128.8p	QSIH	118.6
PPHZ	108.0 F	108.0 F	108.0 F	108.4 F	108.4 F	108.4 F	108.4 F	111.9 F	112.2 F	112.2 F	112.2pF	112.2pF	PPHZ	110.0
PPIB	113.0	112.8	113.0	113.2	113.0	113.1	112.9	113.8	113.9	114.0	114.2p	113.9p	PPIB	113.5
PPIE	111.7	110.9	111.1	111.5	111.1	111.3	110.9	111.2	111.3	111.6	111.7p	111.3p	PPIE	111.4
PPIG	119.1	119.7	119.7	119.3	119.1	118.9	119.1	120.2	120.1	120.6p	121.2p	121.6p	PPIG	119.6
PPII	125.5	127.1	127.3	127.1	127.2	126.3	126.2	128.7	128.8p	128.5p	128.5p	128.5p	PPII	127.2
QSIL	104.3 B	104.3 B	104.1 B	103.7 B	103.1	103.2	104.1	104.4	104.6p	105.7p	107.3p	108.1p	QSIL	104.4
QSIM	130.8 B	130.8 B	130.8 B	130.2 B	130.2 B	130.2 B	130.2 B	130.2 B	129.6 B	130.4 B	130.4pB	130.7pB	QSIM	130.4
PPIK	122.6 B	122.3 B	122.3 B	122.2 B	122.2	121.8	119.5	118.2	118.2	118.4p	118.4p	116.9p	PPIK	120.8
PPIL	124.4 B	124.1 B	124.0 B	123.8 B	123.8	123.0	119.7	116.9	116.9p	116.6p	116.6p	114.6p	PPIL	121.2
PPIN	118.4	118.4	118.4	120.9	120.6 B	121.1 B	121.1 B	120.7 B	120.6 B	120.6 B	120.6pB	121.9pB	PPIN	120.0

4 PRICE INDICES OF PRODUCTS MANUFACTURED IN THE UNITED KINGDOM - SIC 92

continued

Producer Prices Index: 2005=100

			2008 May	2008 Jun	2008 Jul	2008 Aug	2008 Sep	2008 Oct	2008 Nov	2008 Dec	2009 Jan
Wooden frames for paintings, photographs, mirrors or similar objects and other articles of wood	PPIR	2051140000	116.6 B	116.6	116.6	116.6	116.7	116.7	116.7	116.3	117.9
Articles of cork, straw & plaiting	PPIS	2052000000	110.6	110.6	112.6	112.6	117.2	117.3	117.3	117.3	117.3
Pulp, paper and paper products			Div 21								
Paper and paperboard	PPIX	2112000000	112.6	112.6	113.1	113.7	114.3	114.7	114.7	114.0	116.0
Other paper and paperboard	QSIG	2112140000	111.0	111.0	111.0	112.1	113.4	113.3	114.0	114.2	115.0
Multi-ply paper and paperboard, uncoated	QSIV	2112250000	..	145.1 F	146.4 F	146.4 F	145.7 F	145.5 F	145.5 F	139.6 F	133.4 F
Other uncoated paper and paperboard; cigarette paper not cut to size	QSIW	2112300000	116.2 B	115.1	115.3	117.8	119.8	120.4	120.2	120.6	122.5
Paper and paperboard of a kind used in writing, printing or other graphic purposes, coated, coated with kaolin or other inorganic substances	QSIK	2112530000	103.7	103.3	104.8	106.1	106.3	107.9	107.1	108.1	108.6
Paper, paperboard, cellulose wadding & webs of cellulose fibres, coated, impregnated, covered, surface coloured or printed in rolls or sheets	QSJA	2112560000	99.2	99.2 F	99.2 F	99.2 F	100.4 F	100.5 F	100.5 F	100.1 F	100.1 F
Corrugated paper and paperboard and containers of paper and paperboard	PPIZ	2121000000	108.9	109.0	108.9	108.7	109.0	109.0	109.2	109.2	109.0
Corrugated paper & paperboard, in rolls or sheets	PPJA	2121110000	122.3	122.5	122.0	122.0	124.6	124.5	124.3	124.4	124.3
Cartons, boxes & cases of corrugated paper or paperboard	PPJC	2121130000	112.9	112.9	112.7	112.8	112.8	112.7	112.5	112.5	111.8
Folding cartons, boxes and cases, of non-corrugated paper or paperboard	PPJD	2121140000	98.1	98.3	98.3	97.8	97.8	97.9	98.9	98.9	99.5
Household and toilet paper and paper products	PPJF	2122000000	105.8	106.3	106.5	106.5	107.8	109.3	110.3	110.4	110.5
Toilet paper, handkerchiefs, cleansing or facial tissues & towels, tablecloths & serviettes of paper	PPJG	2122110000	107.5	108.2	108.5	108.5	110.2	112.3	113.3	113.5	113.6
Paper stationery	PPJJ	2123000000	105.1	107.1	108.0	107.8	107.7	107.5	107.7	108.7	110.8
Envelopes, letter cards, plain postcards of paper or paperboard boxes containing paper stationery	PPJM	2123120000	107.3	107.4	108.9	108.6	108.3	108.3	108.3	108.3	108.9
Other articles of paper and paperboard N.E.C	PPJQ	2125000000	103.2 B
Labels of paper or paperboard	QSJD	2125120000	99.6 F
Publishing, printing and reproduction of recorded media			Div 22								
Books	PPKA	2211000000	102.9	104.9	104.9	104.9	104.9	104.9	104.9	104.9	105.0
Books, brochures, leaflets or pamphlets; in single sheets. Includes electronic publishing on disc/CD	RXQU	2211100000	111.3 F	111.3 F	111.3 F	111.7 F	111.8 F	111.8	111.8	111.8	119.4
Books, brochures, leaflets etc. Including: academic dictionaries, excluding dictionaries, encyclopaedias, maps & single sheets	QSJF	2211200000	102.5	104.5	104.5	104.5	104.5	104.5	104.5	104.5	104.5
Newspapers, journals and periodicals; appearing at least four times per week.	PPKE	2212000000	110.9	111.5	111.5	111.2	112.9	112.7	112.6	115.0	113.6
Newspapers, journals and periodicals; appearing less than four times per week.	PPKG	2213000000	113.8	114.3	115.4	116.8	117.2	117.4	117.8	118.7	119.8
Sound recordings	PPKI	2214000000	97.3 B	97.3 B	97.3 B	97.3 B	97.1 B	92.8 F	92.8 F	92.8 F	88.9 F
Postcards, greeting cards, pictures and other printed matter	PPKL	2215000000	102.0 B	102.0 B	102.0 B	102.0 B	102.0 B	102.0	102.0	102.0	102.0
Printing services n.e.c.	PPKV	2222000000	100.2 B	100.3 B	100.9 B	101.0 B	101.3 B	101.9	101.7	101.6	101.8
Printing of: stamps; stamped envelopes/postcards; cheque books; bank notes; stock/bond certificates; gift vouchers; vehicle/driving licences; benefits books etc	PPKX	2222110000	95.8 F	95.8 F	95.8 F	95.8 F	95.8 F	95.8 F	96.2 F	96.0 F	96.0 F
Printing of commercial catalogues & trade advertising material and the like including: posters, yearbooks; point of sale printing; direct mail	PPKY	2222120000	98.2 B	98.3 B	99.6 B	99.8 B	99.9 B	102.0	101.0	99.7	100.4

For B and F see notes

4 PRICE INDICES OF PRODUCTS MANUFACTURED IN THE UNITED KINGDOM - SIC 92

continued

Producer Prices Index: 2005=100

													Annual Average	
	2009 Feb	2009 Mar	2009 Apr	2009 May	2009 Jun	2009 Jul	2009 Aug	2009 Sep	2009 Oct	2009 Nov	2009 Dec	2010 Jan		2009
PPIR	118.1	118.1	118.1	120.6	120.4 B	120.9 B	120.9 B	120.5 B	120.3 B	120.3 B	120.3pB	121.7pB	PPIR	119.7
PPIS	117.3	117.3	117.3	117.9	119.9 F	119.9 F	119.9 F	119.9 F	119.9 F	119.9 F	119.9pF	119.9pF	PPIS	118.9
PPIX	116.1	115.6	115.1	116.3	117.1	116.8	115.7	117.1	122.3p	122.0p	122.5p	123.4p	PPIX	117.7
QSI S	115.6	115.5	115.2	116.0	QSI S	..
QSI V	131.4 F	124.2 F	117.8 F	116.2 F	QSI V	..
QSI W	121.6	121.9	122.7	125.1	123.9	122.1	120.7	121.6	116.6	114.5	114.5p	119.6p	QSI W	120.6
QSI Z	108.9	109.7	109.1	110.9	111.3 F	111.0 F	111.5 F	111.4 F	113.4 F	113.6 F	115.8pF	115.8pF	QSI Z	111.3
QSJA	104.0 F	104.0 F	104.0 F	106.6 F	106.6 F	106.6 F	106.6 F	106.6 F	151.4 F	151.4 F	151.4pF	164.9pF	QSJA	116.6
PPI Z	108.9	108.6	108.4	108.3	107.7	107.2	106.3	105.6	105.9	106.7	107.0p	107.5p	PPI Z	107.5
PPJA	124.0	124.5	124.5	122.0	121.0	119.6	120.9	119.2	123.1	127.8p	131.4p	131.4p	PPJA	123.5
PPJC	111.8	111.0	110.3	110.3	109.7	108.9	107.3	107.3	107.4	107.9	108.1p	109.1p	PPJC	109.3
PPJD	99.3	99.3	99.9	100.2	99.7	100.0	99.4	97.5	97.1	97.2	96.7p	96.7p	PPJD	98.8
PPJF	110.6	110.6	110.6	111.1	111.2	110.1	109.5	109.7	108.7	108.7	108.6p	108.6p	PPJF	110.0
PPJG	113.7	113.8	113.7	114.0	114.1	112.6	111.9	112.1	110.8	110.7	110.7p	110.6p	PPJG	112.6
PPJJ	110.4	112.4	114.5	115.8	116.2 B	113.8 B	113.8 B	113.8 B	113.8 B	115.2 B	116.6pB	116.5pB	PPJJ	113.9
PPJM	108.9	112.0	116.7	116.7	117.6 F	112.8 F	112.8 F	112.8 F	112.8 F	115.5 F	118.3pF	118.3pF	PPJM	113.8
PPJQ	100.7 B	101.0 B	101.0 B	101.0 B	101.0 B	101.0pB	101.0pB	101.0pB	PPJQ	..
QSJD	95.7 F	95.7 F	95.7 F	95.7 F	95.7 F	95.7pF	95.7pF	95.7pF	QSJD	..
PPKA	106.4	104.3	104.6	105.6	106.7	103.1	105.0	106.2	107.0	105.7	107.4p	105.7p	PPKA	105.6
RXQU	124.1	124.6	124.6	124.6	124.6	124.6	124.6	124.6	124.6	124.6p	124.8p	125.5p	RXQU	124.1
QSJF	106.0	103.7	104.1	105.0	106.0	102.3	104.3	105.5	106.3	104.9	106.7p	105.0p	QSJF	104.9
PPKE	114.0	116.1	117.8	117.7	117.7	117.7	117.5	117.7	118.3	118.4	119.4p	119.6p	PPKE	117.2
PPKG	119.7	120.1	120.3	120.0	120.4	121.1	121.2	121.3	122.0p	120.4p	120.5p	121.0p	PPKG	120.6
PPKI	91.0 F	102.4 F	103.3 F	103.2 F	103.2 F	103.3 F	103.8 F	103.2 F	103.2 F	103.2pF	103.1pF	104.2pF	PPKI	101.0
PPKL	102.9	102.9	102.9	102.7	102.7	102.4	102.4	102.4	104.0	104.0	104.0p	104.0p	PPKL	102.9
PPKV	101.4	102.1	102.3	102.6	102.6	102.7	102.4	101.8	101.7p	101.5p	101.5p	101.6p	PPKV	102.0
PPKX	96.0 F	96.0 F	95.8 F	95.8 F	95.8 F	95.8 F	95.8 F	95.9 F	95.9 F	95.9 F	96.0pF	96.1pF	PPKX	95.9
PPKY	100.4	100.3	101.4	100.8	100.8	100.8	100.7	98.3	97.5p	97.2p	97.4p	97.5p	PPKY	99.7

4 PRICE INDICES OF PRODUCTS MANUFACTURED IN THE UNITED KINGDOM - SIC 92

continued

Producer Prices Index: 2005=100

			2008 May	2008 Jun	2008 Jul	2008 Aug	2008 Sep	2008 Oct	2008 Nov	2008 Dec	2009 Jan
Printed matter n.e.c. including: printing of letterheads; programmes for sporting events; cinema: travel; lottery or other tickets; labels; coupons/vouchers; inserts for CD's	QSJN	2222130000	104.2 B	104.2 B	105.2 B	105.8 B	106.4 B	106.0 B	106.1 B	105.9 B	105.7 B
Printing of registers, account books, binders, forms and other articles of stationery. Including printing of annual business folders and business forms	QSJO	2222200000	101.6 B	101.8 B	101.8 B	101.8 B	101.9 B	101.9 B	101.9 B	101.4 B	101.4 B
printing of books, brochures, leaflets, children's picture and colouring books. Including printing of annual business reports, directories, timetables and manuals	PPKZ	2222310000	101.7 B	101.7 B	101.8 B	101.8 B	101.8 B	102.8	102.8	102.9	103.2
Printing services excluding printing of books, brochures, stationery, tickets, stamps, cheques, trade advertising material or newspapers appearing more than 4 times a week	QSJP	2222320000	98.4	98.7	98.6	98.5	99.0	98.5	98.9	100.2	100.1
Bookbinding and finishing services	PPLA	2223000000	96.8 F	96.8 F	96.8 F	99.0 F
Composition and plate-making services (including printing plates or cylinders & other impressed media for use in printing)	PPLC	2224000000	96.7	96.7	96.8	96.7	96.7
Other services related to printing including graphic services, stamping, Braille, copying, laminating etc	PPLE	2225000000	93.1 B	93.1 B	93.1 B	92.0 B	92.2 B	92.2 B	92.2 B	92.4 B	91.0 B
Reproduction services of sound recording	PPLG	2231000000	98.8 F	98.8 F	98.0 F	98.0 F	98.0 F	98.0 B	98.0 B	98.0 B	98.0 B
Reproduction services of video recording	PPLI	2232000000
Coke, refined petroleum products and nuclear fuel			Div 23								
Petroleum products excluding duty	RPIF	2320000000	183.2	196.4	199.1	183.4	176.0	153.6	129.0	108.7	101.1
Petroleum products including duty	RPJC	2320008000	141.7	147.6	148.9	142.0	138.7	128.7	117.6	111.0	107.5
Motor spirit excluding duty	PPLS	2320110000	165.6	181.1	185.6	168.9	164.7	141.4	112.5	94.0	83.3
Motor spirit including duty	RPMF	2320118000	128.9	134.6	136.3	130.2	128.6	120.0	109.3	105.3	101.3
Gas Oil and Derv excluding duty	PPMC	2320150000	199.1	208.5	206.8	183.2	179.3	152.1	132.4	109.1	109.9
Gas Oil and Derv including duty	RPOZ	2320158000	145.6	149.5	148.8	139.2	137.6	126.6	118.5	111.6	111.9
Chemicals and chemical products			Div 24								
Dyes and pigments	PPMW	2412000000	103.7	103.9	104.2	105.9	106.9	109.3	109.4	109.1	108.7
Synthetic organic colouring matter & colour lakes & preparations based there on	QSKB	2412210000	99.8	100.7	101.7	103.1	107.4	107.7	108.1	106.9	104.9
Other basic inorganic chemicals	PPMY	2413000000	112.4	112.8	129.2	130.7	130.7	130.9	132.2	138.6	138.7
Other basic organic chemicals	PPNA	2414000000	119.1	120.0	122.2	123.0	124.9	123.7	121.0	121.4	120.8
Saturated acyclic monocarboxylic acids and their derivatives	QSKZ	2414320000
Fertilizers and nitrogen compounds	PPNE	2415000000	197.9	219.1	259.3	267.1	274.3	277.0	278.8	285.9	278.6
Nitrogenous fertilizers, mineral or chemical	QSLI	2415300000	170.2	200.9	240.0	246.8	249.7	254.0	251.9	249.9	241.0
Fertilizers n.e.c.	QSLQ	2415800000	233.8 F	253.0 F	305.3 F	314.9 F	326.8 F	328.2 F	332.5 F	347.7 F	334.3 F
Plastics in primary forms	PPNH	2416000000	120.1	120.3	123.4	125.2	127.1	121.8	121.9	102.8	100.4
Polymers of styrene in primary forms	QSLQ	2416200000	105.0	95.1	94.8	97.3	117.5	97.0	88.2	83.3	73.6
Polymers of vinyl chloride or of other halogenated olefins, in primary forms	QSLR	2416300000	116.2	117.4	117.5	121.6	121.6	117.4	112.8	110.1	107.2
Polyethers & polyesters; polycarbonates, alkyd and epoxide resins	QSLS	2416400000
Other amino-resins, phenolic resins & polyurethanes, in primary forms	PPNN	2416560000	109.7 F	109.9 F	109.9 F	109.9 F	110.1 F	110.1 F	110.1 F	110.1 F	110.9 F
Pesticides and other agro-chemical products	PPNT	2420000000	99.7 B	99.7 B	100.7 B	101.4 B	101.4 B	101.4 B	101.8 B	102.0 B	102.0 B
Insecticides, put up for retail sale	PPNU	2420110000	97.8 F	96.8 F	97.8 F	97.8 F	97.8 F	97.8 F	97.8 F	97.8 F	98.2 F

For B and F see notes

4 PRICE INDICES OF PRODUCTS MANUFACTURED IN THE UNITED KINGDOM - SIC 92

continued

Producer Prices Index: 2005=100

													Annual Average	
	2009 Feb	2009 Mar	2009 Apr	2009 May	2009 Jun	2009 Jul	2009 Aug	2009 Sep	2009 Oct	2009 Nov	2009 Dec	2010 Jan		2009
QSJN	105.9 B	108.1 B	108.4 B	110.5 B	110.5 B	110.3 B	110.7 B	110.7 B	110.7pB	110.9pB	111.1pB	111.3pB	QSJN	109.5
QSJO	101.5 B	101.5 B	102.2 B	100.7 B	98.9 B	99.4 B	99.1 B	99.0 B	98.4 B	98.4 B	98.4pB	98.4pB	QSJO	99.9
PPKZ	103.3	104.3	104.7	106.2	106.1	106.1	106.2	106.1	106.1p	105.8p	105.8p	106.0p	PPKZ	105.3
QSJP	98.6	99.0	97.9	97.7	98.2	98.5	97.6	97.8	98.5p	97.9p	97.7p	97.7p	QSJP	98.3
PPLA	99.0 F	98.9 F	98.9 F	98.9 F	98.9 F	98.9 F	98.6 F	98.6 F	98.6 B	98.6 B	98.8pB	98.9pB	PPLA	98.8
PPLC	PPLC	..
PPLE	90.7 B	90.7 B	90.6 B	89.3 B	89.3 B	89.3 B	89.3 B	89.3 B	89.3 B	89.3 B	89.2pB	89.2pB	PPLE	89.8
PPLG	98.0 B	97.6 B	97.6 B	97.6 B	97.6 B	97.6 B	97.6 B	97.6 B	97.6 B	98.0 B	98.0pB	98.0pB	PPLG	97.7
PPLI	77.7	77.7	77.7p	77.0p	PPLI	..
RPIF	100.3	100.6	105.4	110.2	120.7	121.4	126.1	125.9	129.1	135.2	135.2p	140.2p	RPIF	117.6
RPJC	107.3	107.4	111.8	113.9	118.6	118.9	120.9	123.3	124.7	127.5	127.4p	129.6p	RPJC	117.4
PPLS	93.4	95.7	102.4	111.2	124.2	128.7	131.4	132.5	129.9	138.9	139.4p	140.5p	PPLS	117.6
RPMF	105.0	105.8	110.8	114.0	118.8	120.5	121.5	124.6	123.7	127.0	127.2p	127.6p	RPMF	116.7
PPMC	98.8	101.1	104.6	106.9	117.8	111.3	121.0	117.4	127.0	129.0	127.2p	138.2p	PPMC	114.3
RPOZ	107.4	108.4	112.1	113.0	117.4	114.7	118.6	119.7	123.6	124.4	123.6p	128.1p	RPOZ	116.2
PPMW	PPMW	..
QSKB	104.9	110.3	110.2	109.9	109.8	109.7	109.7	110.3	112.4	112.9	113.8p	115.1p	QSKB	109.9
PPMY	141.6 B	141.6 B	142.0 B	149.1 B	149.4 B	146.4 B	146.5 B	143.0 B	143.1pB	143.0pB	140.9pB	141.7pB	PPMY	143.8
PPNA	124.4 B	123.4 B	128.0 B	128.2 B	126.9 B	131.0 B	139.4 B	136.5 B	133.5pB	137.4pB	140.0pB	143.7pB	PPNA	130.8
QSKZ	134.6 B	135.9 B	136.1 B	135.7 B	134.6 B	134.7 B	134.8 B	134.6 B	136.6 B	136.7 B	136.7pB	135.9pB	QSKZ	..
PPNE	276.6 B	265.4 B	262.1 B	254.4 B	222.8 B	213.4 B	211.8 B	209.8 B	208.8 B	208.7 B	209.6pB	213.3pB	PPNE	235.2
QSLI	245.4 F	222.8 F	218.7 F	213.5 F	138.4 F	119.5 F	119.6 F	117.5 F	116.8 F	117.3 F	119.3pF	120.0pF	QSLI	165.8
QSLQ	330.1 B	324.9 B	322.0 B	313.9 B	311.1 B	307.1 B	303.8 B	302.0 B	300.5 B	300.1 B	300.1pB	307.4pB	QSLQ	312.5
PPNH	99.1 B	106.0 B	105.8 B	107.2 B	107.7 B	112.8 B	115.0 B	121.6 B	122.7 B	120.7 B	122.4pB	123.6pB	PPNH	111.8
QSLQ	72.8	74.5	76.5	78.8	79.3	80.0	81.0	80.5	87.7	86.9	87.3p	88.7p	QSLQ	79.9
QSLR	113.0 F	109.4 F	107.0 F	107.0 F	107.0 F	107.0 F	110.8 F	113.0 F	115.3 F	115.3 F	114.4pF	114.4pF	QSLR	110.5
QSLS	110.8 F	114.1 F	114.1 F	114.1 F	114.1 F	113.3 F	113.3 F	113.4 F	116.8 F	118.0 F	118.1pF	118.1pF	QSLS	..
PPNN	109.8 F	111.1 F	124.6 F	124.0 F	122.3 F	122.6 F	122.7 F	124.3 F	125.7 F	124.7 F	124.7pF	124.3pF	PPNN	120.6
PPNT	105.7 F	105.2 F	105.7 F	105.4 F	105.2 F	105.0 F	105.0 F	102.9 F	103.0 F	102.8 F	102.7pF	108.6pF	PPNT	104.2
PPNU	PPNU	..

4 PRICE INDICES OF PRODUCTS MANUFACTURED IN THE UNITED KINGDOM - SIC 92

continued

Producer Prices Index: 2005=100

			2008 May	2008 Jun	2008 Jul	2008 Aug	2008 Sep	2008 Oct	2008 Nov	2008 Dec	2009 Jan
Paints, varnishes and similar coatings, printing inks and mastics	PPOB	2430000000	111.8	111.9	111.6	111.6	110.7	111.0	112.2	112.9	114.0
Paints & varnishes based on acrylic or vinyl polymers in an aqueous medium	QSLX	2430110000	113.2 F	113.2 F	113.2 F	113.2 F	113.2 F	113.2 F	113.2 F	114.4 F	115.6 F
Paint & varnish based on polyesters, acrylic vinyl or vinyl polymers, in a non aqueous solution	QSLY	2430120000	112.9 B	113.2 B	112.3 B	112.1 B	109.3 B	110.3 B	112.2 B	112.2 B	112.7 B
Other paints & varnishes; prepared driers	QSMA	2430220000	111.3	111.3	111.2	111.5	112.4	111.7	112.0	111.8	112.6
Printing ink	PPOD	2430240000
Medicaments containing penicillins or other antibiotics	PPOP	2442110000	101.2	101.2	101.3	100.2	100.2	100.2	100.2	100.2	99.3
Medicaments containing alkaloids or derivatives thereof but not hormones or antibiotics	PPOQ	2442130000	106.0	105.8	105.5	105.5	106.0	106.3	106.5	106.2	106.0
Adhesive dressings, catgut and similar materials; first aid boxes	PPOS	2442240000	101.9	101.9	101.9	102.5	102.2	102.3	102.3	102.2	102.3
Glycerol; soap and detergents; cleaning and polishing preparations	PPOW	2451000000	111.0	111.1	111.5	112.0	113.0	113.6	114.7	116.4	116.3
Soap and organic surface - active products & preparations for use as soap	PPOZ	2451310000	99.5 F	99.8 F	99.7 F	99.7 F	100.4 F	100.4 F	100.4 F	99.6 F	99.6 F
Detergents and washing preparations	PPPA	2451320000	113.8	114.0	114.6	114.7	116.1	117.1	118.4	120.8	120.4
Perfumes and toilet preparations	PPPF	2452000000	100.5	101.2	100.9	101.3	100.3	100.7	101.3	101.1	101.5
Beauty make up, skin-care, including suntan preparations n.e.c.	PPPL	2452150000	99.9 F	99.9 F	99.9 F	99.9 F	99.9 F	99.9 F	99.9 F	99.9 F	99.9 F
Shampoos, hair laquers, preparations for permanent waving or straightening	QSMN	2452160000
Lotions and other preparations for use on the hair n.e.c.	QSMO	2452170000	96.3 B	107.4 B	102.7 B	108.4 B	91.1 B	97.8 B	95.9 B	91.1 B	99.7 B
Shaving preparations; personal deoderants and antiperspirants; bath preparations; other perfumery, cosmetic or toilet preparations n.e.c.	PPPN	2452190000	99.0	99.0	99.0	99.0	99.0	99.0	99.0	99.0	98.9
Explosives	PPPO	2461000000	119.6 F	119.6 F	119.6 F	119.6 F	113.3 F	116.5 F	116.9 F	117.5 F	117.7 F
Glues and gelatines	PPPV	2462000000	104.1	104.1	104.1	104.1	104.1	109.8	112.4	112.4	112.8
Essential oils	PPPX	2463000000	102.8 F	102.8 F	102.8 F	102.9 F	103.2 F	102.6 F	105.0 F	109.1 F	109.7 F
Prepared unrecorded media	PPQC	2465000000	97.9 F	97.8 F	97.8 F	98.9 F	98.7 F	98.7 F	98.7 F	98.7 F	98.7 F
Other chemical products n.e.c.	PPQE	2466000000	109.1 B	109.9 B	111.1 B	116.3 B	118.2 B	118.5 B	121.2 B	120.6 B	119.4 B
Other miscellaneous chemical products n.e.c.	QSMY	2466480000	110.3	113.1	114.4	115.9	117.4	119.1	121.9	116.1	109.3
Man-made fibres	PPQJ	2470000000	102.8	102.7	102.8	104.2	105.3	106.0	108.1	110.1	109.7
Rubber and plastic products			Div 25								
Rubber tyres and tubes	PPQM	2511000000	97.8 F	102.6 F	102.6 F	102.6 F	103.1 F	105.4 F	106.2 F	105.6 F	107.8 F
New pneumatic tyres of rubber of a kind used on motor cars	PPQO	2511110000	104.2 F	105.0 F	104.4 F	106.6 F
Retreaded pneumatic tyres, of rubber	QSNJ	2512100000	113.7 F	113.7 F	113.7 F	115.2 F	115.7 F	115.7 F	115.7 F	115.7 F	113.8 F
Other rubber products	PPQT	2513000000	107.7 B	108.6 B	110.4 B	111.0 B	112.0 B	113.0 B	113.2 B	113.1 B	112.3 B
Unvulcanised rubber & articles thereof; vulcanised rubber, other than hard rubber, cord, plates, sheets, strip rods & profile shapes	QSNJ	2513200000	111.3	116.2	121.1	122.3	126.3	131.5	131.2	130.2	130.2
Other articles of vulcanised rubber n.e.c. hard rubber in all forms and articles thereof	PPRB	2513730000	107.8 B	108.0 B	108.8 B	109.4 B	110.1 B	110.6 B	111.1 B	111.3 B	111.3 B
Plastic plates, sheets, tubes and profiles	PPRE	2521000000	108.5	108.7	112.0	115.0	117.5	118.1	117.4	113.4	110.6
Monofilament >1mm, rods, stcks and profile shapes, of plastics	RXPP	2521100000	90.2	90.2	89.5	89.9
Artificial guts of hardened proteins or cellulosic materials, tubes, pipes and hoses of rigid plastics	QSNO	2521210000	116.8 B	116.8 B	116.8 B	122.9 B	122.9 B	121.7	121.6	120.9	121.6

For B and F see notes

4 PRICE INDICES OF PRODUCTS MANUFACTURED IN THE UNITED KINGDOM - SIC 92

continued

Producer Prices Index: 2005=100

													Annual Average	
	2009 Feb	2009 Mar	2009 Apr	2009 May	2009 Jun	2009 Jul	2009 Aug	2009 Sep	2009 Oct	2009 Nov	2009 Dec	2010 Jan		2009
PPOB	115.0	115.1	115.2	116.0	115.9	115.9	116.4	117.2	115.7	115.6	115.1p	116.0p	PPOB	115.6
QSLX	118.4	118.5	118.6	118.6	118.6	118.6	118.6	118.6	118.6	118.6	118.6p	120.8p	QSLX	118.3
QSLY	112.6 B	112.8 B	113.1 B	113.0 B	113.0 B	113.0 B	113.2 B	113.2 B	113.2 B	113.3 B	113.0pB	112.9pB	QSLY	113.0
Q SMA	114.6 F	114.6 F	114.7 F	122.3 F	121.7 F	121.7 F	122.3 F	129.9 F	115.2 F	115.2 F	111.4pF	111.7pF	Q SMA	118.0
PPOD	108.0 F	108.0 F	108.0 F	108.0 F	108.0 F	108.0 F	108.0 F	108.0 F	108.0pF	107.2pF	107.2pF	107.2pF	PPOD	..
PPOP	101.2	101.2	101.2	104.6	106.6	116.0	116.0	116.1	116.1	116.1p	116.1p	117.7p	PPOP	109.2
PPOQ	104.4 B	102.8 B	104.3 B	99.0 B	98.5 B	101.0 B	101.0 B	102.9 B	103.1 B	103.7 B	103.2pB	102.7pB	PPOQ	102.5
PPOS	102.7	102.6	102.3	102.3	102.3	102.3	101.7	101.7	102.0p	102.1p	102.1p	102.1p	PPOS	102.2
PPOW	116.4	117.3	117.6	117.4	116.8	116.6	116.8	117.4	117.9	117.6	117.5p	117.2p	PPOW	117.1
PPOZ	99.6 F	99.6 F	99.1 F	99.1 F	99.1 F	99.1 F	99.1 F	99.1 F	99.1 F	99.1 F	99.1pF	99.1pF	PPOZ	99.2
PPPA	120.1 B	121.6 B	122.2 B	121.9 B	121.0 B	120.8 B	120.9 B	121.8 B	122.4 B	122.0 B	122.0pB	121.5pB	PPPA	121.4
PPPF	102.0	101.9	102.5	102.6	102.6	102.6	102.7	102.7	103.0p	103.6p	103.6p	103.5p	PPPF	102.6
PPPL	PPPL	..
QSMN	109.0	108.7	108.7	108.7	108.6	108.6	108.8	108.8	109.2	108.6	108.6p	108.2p	QSMN	..
QSMO	99.7 B	99.7 B	99.4 B	99.7 B	99.7 B	99.7 B	99.9 B	99.9 B	99.9 B	99.9 B	99.9pB	100.9pB	QSMO	99.8
PPPN	98.8	98.8	98.9	99.2	99.1	99.1	98.9	99.0	101.0p	101.1p	101.0p	101.0p	PPPN	99.5
PPPO	117.7 F	117.7 F	117.7 F	117.7 F	130.2 F	130.2 F	130.2 F	130.2 F	130.2 F	130.2 F	130.2pF	130.2pF	PPPO	125.0
PPPV	112.8 B	112.8 B	112.8 B	112.8 B	112.8 B	112.8 B	112.8 B	112.9 B	112.9 B	112.9 B	112.9pB	112.9pB	PPPV	112.8
PPPX	108.5 F	110.2 F	112.1 F	110.9 F	108.7 F	110.0 F	109.8 F	111.4 F	112.5 F	111.4 F	111.6pF	109.6pF	PPPX	110.6
PPQC	PPQC	..
PPQE	119.4 B	120.4 B	119.4 B	118.4 B	119.5 B	120.0 B	119.9 B	121.3 B	118.4 B	118.4 B	118.5pB	118.4pB	PPQE	119.4
QSMY	110.2	116.8	116.6	116.4	116.1	118.1	118.0	118.2	118.9	118.6	119.2p	119.2p	QSMY	116.4
PPQJ	109.4 B	111.0 B	110.9 B	110.9 B	110.5 B	110.9 B	110.8 B	112.4 B	112.4 B	112.8 B	112.6pB	112.7pB	PPQJ	111.2
PPQM	106.8 F	108.2 F	112.1 F	110.7 F	109.3 F	110.8 F	110.7 F	110.2 F	PPQM	..
PPQO	105.6 F	107.1 F	110.8 F	109.3 F	107.9 F	109.4 F	109.3 F	108.8 F	PPQO	..
QSNi	113.8 F	113.8 F	113.8 F	113.8 F	107.2 F	107.2 F	107.2 F	107.2 F	107.2 F	107.2 F	107.2pF	107.2pF	QSNi	110.0
PPQT	112.7 B	114.5 B	114.7 B	114.6 B	114.8 B	114.4 B	115.0 B	114.9 B	115.1 B	114.7 B	114.9pB	114.5pB	PPQT	114.4
QSNJ	128.7	127.5	126.8	124.3	124.1	121.8	125.2	124.1	124.1 F	124.1 F	124.1pF	124.1pF	QSNJ	125.4
PPRB	112.7 B	115.2 B	115.2 B	115.4 B	115.5 B	115.5 B	115.5 B	115.5 B	115.5 B	115.5 B	115.5pB	114.8pB	PPRB	114.9
PPRE	111.8	112.3	112.1	110.7	110.2	111.7	112.0	113.1	113.7	113.9	113.5p	113.9p	PPRE	112.1
RXPP	90.2	90.2	90.2	90.2	90.4	90.5	90.4	90.8	90.5	90.4	91.0p	91.0p	RXPP	90.4
QSNQ	122.7	122.5	122.3	121.6	121.6	121.3	121.3	120.4	120.4	120.8	120.8p	120.8p	QSNQ	121.4

4 PRICE INDICES OF PRODUCTS MANUFACTURED IN THE UNITED KINGDOM - SIC 92

continued

Producer Prices Index: 2005=100

			2008 May	2008 Jun	2008 Jul	2008 Aug	2008 Sep	2008 Oct	2008 Nov	2008 Dec	2009 Jan
Other tubes, pipes, hoses & fittings of plastics	QSNP	2521220000	108.1 B	108.0 B	108.0 B	109.0 B	114.5 B	131.3 B	131.3 B	129.4 B	129.4 B
Plates, sheets, film, foil & strip of plastics not supported or similarly combined with other materials	QSNQ	2521300000	112.1	112.3	120.4	125.3	128.6	124.2	122.2	113.0	105.4
Other plates, sheets, film, foil and strip of plastics, cellular	QSNR	2521410000	101.1 F	102.0 F	102.8 F	103.4 F	105.1 F	105.1 F	105.8 F	106.5 F	106.5 F
Other plates, sheets, film, foil and strip of plastics, non-cellular	QSNS	2521420000	112.4 F	112.4 F	112.5 F	112.5 F
Packaging products of plastics	PPRG	2522000000	110.3	110.6	111.4	114.2	115.9	116.4	117.7	117.2	115.8
Sacks & bags, including cones, of polymers of ethylene	PPRH	2522110000	111.2	112.1	114.0	116.4	117.1	118.1	119.8	118.7	118.5
Sacks and bags, including cones, of other plastics, excluding ethylene	PPRI	2522120000	115.6 F	121.7 F	121.7 F	121.7 F
Boxes, cases, crates and similar articles of plastics	PPRJ	2522130000	104.1 F	104.1 F	104.1 F	104.1 F
Carboys, bottles, flasks & similar articles of plastics	PPRK	2522140000	112.0	112.0	113.2	117.4	121.5	121.1	122.0	121.1	118.9
Other packaging products of plastics	PPRL	2522150000	112.2	112.2	112.3	114.7	114.6	116.3	117.6	117.4	115.3
Builders' ware of plastic	PPRM	2523000000	106.1	106.2	106.5	106.5	107.9	108.5 B	109.3 B	109.3 B	109.1 B
Floor, wall or ceiling coverings of plastics, in rolls or in the form of tiles	QSNT	2523110000	119.5 F	120.3 F	122.6 F	121.4 F	124.2 F
Baths, wash-basins, lavatory pans & covers, flushing cisterns & similar sanitary ware of plastics	PPRO	2523120000	111.6 F	111.6 F	111.6 F	112.6 F	112.6 F	112.6	112.6	112.6	113.5
Reservoirs, tanks, vats and similar containers, capacity > 300 litres, of plastics	PPRP	2523130000	112.4 F	112.4 F	112.4 F	112.4 F	118.0 F
Doors, windows & frames and thresholds for doors, shutters, blinds & similar articles and parts thereof	PPRQ	2523140000	105.5 B	105.7 B	105.8 B	105.8 B	106.7 B	107.2 B	108.2 B	108.4 B	108.7 B
Other builders wares of plastic n.e.c.	QSNV	2523150000	108.3 B	108.3 B	108.9 B	108.9 B	112.0 B	112.0	111.2	111.2	107.6
Prefabricated buildings of plastics	RXPQ	2523200000	92.9 F	92.9 F	92.9 F	92.9 F	92.9 F	97.0 F	99.0 F	99.0 F	99.0 F
Other plastic products	PPRR	2524000000	106.0 B	106.3 B	106.6 B	106.7 B	107.4 B	107.3	106.9	107.9	107.7
Tableware, kitchenware, other household and toilet articles of plastics	PPRU	2524230000	106.2 B	107.5 B	107.9 B	107.9 B	107.6 B	100.5 B	101.8 B	101.8 B	101.8 B
Fittings for furniture, coachwork and the like & statuettes & other ornamental articles and the like, of plastic	QSNY	2524280000	108.5 B	108.7 B	109.7 B	109.8 B	111.4 B	112.1 B	110.2 B	110.9 B	110.2 B
Manufacturing services of plastic parts	QSNZ	2524900000	104.6	104.6	104.4	104.5	104.5	104.4	105.3	106.8	106.7
Non-metallic mineral products		Div 26									
Flat glass	PPSJ	2611000000	113.4 F	113.0 F	109.6 F	111.1 F	107.4 F	106.4 F	110.1 F	110.3 F	112.7 F
Shaped and processed flat glass	PPSL	2612000000	111.0 B	110.8 B	112.0 B	112.7 B	112.7 B	112.8 B	112.4 B	115.6 B	115.6 B
Safety glass	PPSN	2612120000	90.8	90.8	93.7	93.7	93.7	93.9	93.7	93.6	93.5
Glass mirrors; multiple walled insulating units of glass	PPSO	2612130000	125.6 B	125.3 B	125.3 B	126.4 B	126.5 B	126.5 B	126.0 B	131.6 B	130.6 B
Hollow glass	PPSP	2613000000	116.1	116.1	119.4	120.6	120.6	120.6	120.0	120.0	120.0
Glass fibres	PPSS	2614000000	109.3 F	109.0 F	108.1 F	103.8 F	102.2 F	102.1 F	104.3 F	105.4 F	105.9 F
Other glass, processed, incl. technical glassware	PPSU	2615000000	111.5 B	111.6 B	112.4 B	112.6 B	112.6 B	125.9 B	125.9 B	125.9 B	125.9 B
Ceramic household and other ornamental articles	PPSY	2621000000	115.3	115.3	115.3	115.7	115.7	115.7	116.1	116.1	116.7
Ceramic articles n.e.c.	PPTH	2625000000
Refractory ceramic goods	PPTJ	2626000000	114.6	114.6	114.9	115.8	116.0	116.3	115.8	116.3	119.2
Ceramic tiles and flags	PPTM	2630000000	80.8 F	80.8 F	82.4 F	77.2 F	77.2 F	76.8 F	77.6 F	77.6 F	80.6 F
Bricks, tiles and construction products in baked clay	PPTO	2640000000	104.3	106.2	109.4	105.3	105.2	106.4	105.0	107.5	115.5
Non-refractory ceramic building bricks, flooring blocks, support or filler tiles and the like	PPTP	2640110000	104.8	107.0	110.3	105.2	105.1	106.5	104.6	107.5	117.1

For B and F see notes

4 PRICE INDICES OF PRODUCTS MANUFACTURED IN THE UNITED KINGDOM - SIC 92

continued

Producer Prices Index: 2005=100

													Annual Average	
	2009 Feb	2009 Mar	2009 Apr	2009 May	2009 Jun	2009 Jul	2009 Aug	2009 Sep	2009 Oct	2009 Nov	2009 Dec	2010 Jan		2009
QSNP	135.5 B	130.2 B	134.5 B	127.6 B	126.9 B	131.1 B	129.3 B	128.8 B	128.8 B	128.3 B	128.3pB	128.3pB	QSNP	129.9
QSNQ	106.0	109.3	107.9	107.9	107.5	109.6	111.1	114.1	115.8	116.1	114.9p	115.9p	QSNQ	110.5
QSNR	106.5 F	106.3 F	104.0 F	102.5 F	100.3 F	100.6 F	100.7 F	100.7 F	100.4	100.8	101.7p	101.7p	QSNR	102.6
QSNS	112.5 F	112.5 F	112.5 F	112.5 F	112.5 F	112.5 F	112.5 F	113.0 F	113.1	113.1	113.1p	113.1p	QSNS	112.7
PPRG	115.4	114.4	113.8	113.7	112.9	112.4	112.3	112.4	112.2r	112.9	113.0p	112.7p	PPRG	113.4
PPRH	117.2	117.2	116.5	116.7	113.2	113.1	113.7	113.8	114.3	114.4p	114.7p	113.9p	PPRH	115.3
PPRI	121.7 F	121.7 F	121.7 F	121.7 F	121.7 F	121.5 F	121.5 F	121.5 F	PPRI	..
PPRJ	104.1 F	104.1 F	104.1 F	104.1 F	104.1 F	104.1 F	104.1 F	104.1 F	PPRJ	..
PPRK	118.0	117.1	118.4	118.0	118.1	116.4	115.7	115.9	114.7r	117.3	117.5p	116.0p	PPRK	117.2
PPRL	115.8	113.1	109.7	109.9	109.3	109.7	109.7	109.7	110.1	109.5	109.5p	110.8p	PPRL	110.9
PPRM	109.2 B	109.6 B	109.4 B	109.3 B	108.8 B	109.0 B	109.4 B	109.5rB	109.3r	110.1	110.1p	110.1p	PPRM	109.4
QSNT	QSNT	..
PPRO	113.9	113.9	113.2	113.2	113.3	113.3	113.3	114.0r	114.0r	114.0	114.0p	114.5p	PPRO	113.6
PPRP	PPRP	..
PPRQ	108.8 B	108.8 B	108.8 B	108.6 B	106.9 B	107.0 B	107.0 B	107.3 B	107.1 B	108.0pB	108.0pB	108.1pB	PPRQ	107.9
QSNU	107.6	108.9	108.5	108.0	108.0	109.1	110.2	110.4	110.7	110.7	110.7p	110.4p	QSNU	109.2
RXPQ	99.0 F	101.0 F	101.0 F	101.0 F	104.0rF	104.0rF	107.6rF	107.6rF	107.6r	109.6	109.6p	109.5p	RXPQ	104.2
PPRR	107.9	108.2	107.9	107.7	107.5	107.8	108.0	108.4	109.6 B	109.5 B	109.6pB	109.4pB	PPRR	108.3
PPRU	101.8 B	99.2 B	99.2 B	99.2 B	99.2 B	100.5 B	100.5 B	100.5 B	100.5 F	100.5 F	100.5pF	100.5pF	PPRU	100.3
QSNY	110.2 B	110.2 B	110.0 B	110.8 B	110.9 B	110.9 B	110.9 B	110.9 B	110.8 B	110.8 B	110.8pB	110.8pB	QSNY	110.6
QSNZ	106.5	107.4	106.5	105.6	105.0	105.5	106.0	106.8	107.2	107.0	107.3p	107.0p	QSNZ	106.5
PPSJ	PPSJ	..
PPSL	113.1	112.1	114.2	111.5	110.2	110.9	111.2	115.9	115.4	116.5	123.2p	123.4p	PPSL	114.2
PPSN	93.7	91.0	89.8	89.7	86.5	87.4	87.6	88.0	87.9p	89.2p	98.0p	98.0p	PPSN	90.2
PPSO	125.4 B	123.3 B	127.9 B	127.3 B	127.3 B	127.9 B	128.2 B	136.0 B	135.2 B	136.2 B	141.4pB	141.8pB	PPSO	130.6
PPSP	119.2	129.1	129.9	129.5	128.6	130.5	130.6	131.5	132.2	131.7	131.7p	130.4p	PPSP	128.7
PPSS	105.0 F	107.0 F	104.0 F	102.2 F	102.6 F	101.4 F	101.2 F	100.3 F	99.1 F	99.1 F	99.7pF	99.3pF	PPSS	102.3
PPSU	PPSU	..
PPSY	116.8	116.8	116.5	116.3	116.2	117.0	117.0	117.0	117.0p	117.0p	117.0p	117.0p	PPSY	116.8
PPTH	117.8 F	117.8 F	117.8 F	117.8 F	118.6 F	121.4 F	122.1 F	119.4 F	119.4 F	119.4 F	119.4pF	119.6pF	PPTH	..
PPTJ	121.3	121.3	121.3	121.3	125.4	125.4	125.4	125.4	126.5	126.5	126.5p	126.5p	PPTJ	123.8
PPTM	82.8 F	83.4 F	83.5 F	83.5 F	83.4 F	83.1 F	82.9 F	83.2 F	81.9 F	81.5 F	80.9pF	86.3pF	PPTM	82.6
PPTO	117.7	116.2	115.3	114.1	114.2	114.1	115.4	114.7	114.8	115.0	114.2p	114.5p	PPTO	115.1
PPTP	119.7	118.6	117.5	116.1	116.2	116.1	117.6	116.7	116.9	117.2	116.2p	116.5p	PPTP	117.2

4 PRICE INDICES OF PRODUCTS MANUFACTURED IN THE UNITED KINGDOM - SIC 92

continued

Producer Prices Index: 2005=100

			2008 May	2008 Jun	2008 Jul	2008 Aug	2008 Sep	2008 Oct	2008 Nov	2008 Dec	2009 Jan
Cement	PPTS	2651000000	128.0	127.3	128.0	130.0	130.8	130.7	130.4	130.6	138.7
Portland cement, aluminous cement, slag cement, and similar hydraulic cement	QSOU	2651120000	128.0	127.3	128.0	130.0	130.8	130.7	130.4	130.6	138.7
Lime	PPTU	2652000000	121.7 F	121.8 F	130.2 F	133.9 F	133.9 F	133.9 F	133.3 F	133.3 F	133.3 F
Plaster	PPTW	2653000000	115.6 F	115.5 F	116.1 F	116.4 F	115.8 F	115.4 F	115.1 F	115.9 F	126.0 F
Concrete products for construction purposes	PPTY	2661000000	114.6	114.4	113.2	114.6	115.6	115.4	115.4	115.6	118.2
Tiles, flagstones, bricks & similar articles of cement, concrete or artificial stone	PPTZ	2661110000	116.4	116.2	114.0	114.5	116.1	115.8	115.9	116.6	120.6
Plaster products for construction purposes	PPUD	2662000000	104.8	104.4	104.6	105.6	104.5	104.4	104.1	104.7	113.0
Ready-mixed concrete	PPUG	2663000000	109.6	111.8	115.2	115.1	117.0	114.2	116.3	115.5	114.6
Mortars	PPUI	2664000000	110.2 F	110.1 F	110.1 F	110.3 F	110.6 F	110.6 F	110.5 F	109.8 F	109.4 F
Articles of fibre cement	PPUK	2665000000	120.9 F	123.9 F	124.9 F	125.0 F	125.0 F	127.9 F	129.7 F	130.0 F	130.0 F
Other articles of plaster, concrete or cement	PPUM	2666000000	109.4	109.4	109.4	109.4	109.4	109.4	109.7	109.7	112.2
Monumental or building stone and articles thereof	PPUP	2670000000	113.7 B	113.8 B	115.5 B	115.5 B	115.5 B	115.6 B	115.6 B	115.6 B	115.5 B
Abrasive products	PPUS	2681000000	100.0 F	101.4 F	101.4 F	102.9 F	102.9 F	104.9 F	105.2 F	106.4 F	106.4 F
Other non-metallic mineral products n.e.c.	PPUV	2682000000	112.4	115.9	116.4	119.9	120.9	121.8	122.9	123.1	122.9
Articles of asphalt or of similar material	PPUX	2682120000	135.3 F	138.4 F	141.8 F	144.5 F	146.2 F	146.7 F	149.6 F	148.4 F	148.4 F
Non-metallic mineral products n.e.c.	PPVB	2682160000	105.5	105.9	105.7	105.4	104.1	104.6	105.2	105.8	105.4
Basic metals			Div 27								
Manufacture of basic iron and steel and ferro-alloys(ECSC) ¹	PPVC	2710000000	126.2	142.8	151.7	152.1	164.1	156.3	146.8	146.4	125.4
Other bars and rods not drawn or hot extruded	PPVR	2710600000	146.0 F	162.3 F	176.9 F	178.3 F	172.7 F	162.0 F	140.4 F	136.1 F	132.2 F
Tubes and tube fittings, of cast iron	QSPF	2721000000	113.6 F	113.7 F	118.0 F	118.7 F	121.8 F	123.0 F	126.3 F	127.4 F	126.0 F
Steel tubes and steel tube fittings	QSPI	2722000000	112.7	115.4	116.3	121.6	125.8	130.1	131.1	131.3	131.4
Tubes, pipes & hollow profiles, of iron and steel	QSPJ	2722100000	116.5	120.2	121.4	121.6	127.3	133.2	134.5	134.8	134.8
Tube or pipe fittings of steel	QSPK	2722200000	102.4 F	102.4 F	102.4 F	121.7 F	121.7 F	121.7 F	121.7 F	121.9 F	122.2 F
Cold drawn products	PPVY	2731000000	124.5	130.7	138.1	143.4	147.3	145.8	141.1	138.8	137.1
Cold drawn bars and rods of iron or non-alloy steel	QSPL	2731100000	112.0 F	122.4 F	134.8 F	143.8 F	146.2 F	144.6 F	137.5 F	133.8 F	130.9 F
Cold-rolled flat products of iron or non-alloy steel less than 600mm wide	PPWC	2732000000	127.0 F	127.4 F	127.4 F	132.7 F	132.8 F	132.6 F	133.3 F	134.4 F	137.1 F
Cold formed or folded products of iron, non-alloy steel & stainless steel	PPWE	2733000000	124.0 F	127.4 F	129.3 F	122.6 F	122.3 F	121.2 F	119.8 F	119.4 F	119.1 F
Wire	PPWH	2734000000	135.7 F	146.8 F	159.0 F	160.9 F	160.4 F	159.4 F	153.9 F	151.6 F	151.1 F
Precious metals	PPWM	2741000000	185.3	187.2	183.7	164.0	147.7	134.3	130.7	130.2	142.0
Manufacture of basic precious and non-ferrous metal, aluminium production	PPWO	2742000000	119.9 B	121.3 B	123.6 B	123.7 B	121.2 B	120.6 B	117.5 B	116.9 B	103.2 B
Unwrought aluminium	PPWP	2742110000	135.8 F	135.5 F	136.9 F	137.4 F	131.7 F	130.6 F	125.5 F	124.1 F	94.4 F
Bars, rods & profiles of aluminium	QSPT	2742220000	97.9 F	97.7 F	97.7 F	97.7 F	97.7 F	96.9 F	94.8 F	94.8 F	93.4 F
Lead, zinc and tin and products thereof	PPWW	2743000000	216.1 B	205.0 B	193.7 B	192.0 B	191.7 B	184.1 B	172.4 B	167.1 B	159.9 B
Copper products	PPWZ	2744000000	156.7 B	157.9 B	160.1 B	159.8 B	159.4 B	157.7 B	154.7 B	153.2 B	154.1 B
Other non ferrous metal production	PPXD	2745000000	129.5 F	117.0 F	124.9 F	104.6 F	104.3 F	104.0 F	84.7 F	82.6 F	76.3 F
Casting services of iron	PPXG	2751000000	120.3	123.9	126.2	126.6	127.4	129.0	130.1	129.4	130.2
Casting services of grey cast iron	QSQK	2751130000	120.9 B	125.5 B	125.6 B	125.6 B	128.2 B	128.6 B	130.6 B	130.6 B	132.3 B
Casting services of steel	PPXI	2752000000	121.8 F	121.8 F	121.8 F	123.4 F	123.9 F	123.9 F	123.9 F	123.9 F	123.9 F

¹ This index is also available on the new SIC 2003 Structure on page 68.

For B and F see notes.

4 PRICE INDICES OF PRODUCTS MANUFACTURED IN THE UNITED KINGDOM - SIC 92

continued

Producer Prices Index: 2005=100

														Annual Average
	2009 Feb	2009 Mar	2009 Apr	2009 May	2009 Jun	2009 Jul	2009 Aug	2009 Sep	2009 Oct	2009 Nov	2009 Dec	2010 Jan		2009
PPTS	143.3	142.4	141.3	141.1	139.2	138.7	137.2	136.2	135.0	134.6	134.6p	135.3p	PPTS	138.5
QSOU	143.3	142.4	141.3	141.1	139.2	138.7	137.2	136.2	135.0	134.6	134.6p	135.3p	QSOU	138.5
PPTU	PPTU	..
PPTW	PPTW	..
PPTY	118.9	118.8	118.8	118.8	118.1	118.4	118.4	118.6	118.4	117.9	117.6p	116.9p	PPTY	118.4
PPTZ	121.7	121.5	121.7	121.6	120.9	121.1	121.0	121.1	120.8	120.6	120.3p	120.7p	PPTZ	121.1
PPUD	PPUD	..
PPUG	115.0	114.5	113.6	113.9	111.2	109.2	109.3	108.1	108.2	106.2	106.4p	106.4p	PPUG	110.9
PPUI	107.3 F	107.1 F	108.7 F	108.2 F	107.2 F	106.9 F	106.0 F	107.9 F	109.5pF	108.3pF	107.3pF	107.1pF	PPUI	107.8
PPUK	PPUK	..
PPUM	112.1	113.1	113.2	113.1	113.1	113.1	113.1	113.1	113.2p	113.1p	113.2p	113.4p	PPUM	113.0
PPUP	115.5	115.7	115.5	116.6	116.3	116.3	116.3	116.1	116.1	115.9	115.9p	115.8p	PPUP	116.0
PPUS	106.4 F	106.4 F	106.4 F	106.4 F	106.4 F	106.4 F	106.4 F	106.4 F	104.6 F	104.6 F	104.6pF	104.6pF	PPUS	105.9
PPUV	123.3	123.7	123.0	121.9	121.1	121.0	122.7	123.2	123.3	123.1	123.7p	123.8p	PPUV	122.7
PPUX	147.5 F	147.3 F	147.7 F	147.2 F	147.1 F	146.5 F	154.6 F	156.3 F	157.1 F	157.7 F	161.0pF	161.5pF	PPUX	151.5
PPVB	106.1	106.8	105.7	104.1	102.9	103.0	102.9	103.2	103.1	102.7	102.5p	102.4p	PPVB	104.0
PPVC	125.9	120.0	114.6	117.0	116.5	116.1	116.0	117.4	121.4	119.5	123.1p	121.2p	PPVC	119.4
PPVR	133.7	129.2	120.4	123.0	120.8	119.1	116.6	119.2	124.7	118.1	117.9p	118.6p	PPVR	122.9
QSPF	129.6 F	128.8 F	133.8 F	134.2 F	133.8 F	134.3 F	134.1 F	134.2 F	134.2 F	134.2 F	134.4pF	134.4pF	QSPF	132.6
QSPI	131.4	131.4	131.4	130.6	129.8	130.7	130.7	130.7	130.7	130.7p	130.7p	130.4p	QSPI	130.9
QSPJ	QSPJ	..
QSPK	QSPK	..
PPVY	135.3	134.3	128.9	128.6	125.0	122.4	123.2	125.2	126.6	126.0	126.6p	126.0p	PPVY	128.3
QSPL	128.5 F	127.6 F	121.4 F	119.0 F	116.3 F	109.5 F	108.7 F	107.3 F	109.7 F	110.6 F	110.4pF	109.5pF	QSPL	116.7
PPWC	PPWC	..
PPWE	PPWE	..
PPWH	149.1 F	150.0 F	149.0 F	150.9 F	150.4 F	153.5 F	153.5 F	153.5 F	153.7 F	147.0 F	147.0pF	150.9pF	PPWH	150.7
PPWM	149.9 F	153.5 F	152.0 F	145.4 F	154.5 F	150.1 F	146.3 F	148.6 F	156.8 F	158.5 F	159.7pF	161.8pF	PPWM	151.4
PPWO	PPWO	..
PPWP	PPWP	..
QSPT	QSPT	..
PPWW	PPWW	..
PPWZ	154.4 B	155.2 B	154.7 B	151.2 B	151.7 B	151.8 B	152.7 B	153.2 B	154.2pB	154.1pB	154.3pB	154.8pB	PPWZ	153.5
PPXD	76.1 F	76.0 F	76.0 F	74.2 F	72.5 F	90.9 F	92.8 F	93.3 F	114.7rF	101.2 F	107.9pF	109.8pF	PPXD	87.7
PPXG	131.5	131.6	131.4	131.2	131.2	130.3	130.6	130.8	130.9p	130.9p	131.2p	131.2p	PPXG	131.0
QSQK	132.3 F	132.3 F	132.3 F	132.1 F	131.7 F	131.1 F	131.6 F	131.5 F	131.3 F	131.6 F	132.6pF	132.1pF	QSQK	131.9
PPXI	123.9 F	123.9 F	123.9 F	123.9 F	123.9 F	123.8 F	123.8 F	123.8 F	123.8 F	121.9 F	121.9pF	121.9pF	PPXI	123.5

4 PRICE INDICES OF PRODUCTS MANUFACTURED IN THE UNITED KINGDOM - SIC 92

continued

Producer Prices Index: 2005=100

			2008 May	2008 Jun	2008 Jul	2008 Aug	2008 Sep	2008 Oct	2008 Nov	2008 Dec	2009 Jan
Casting services of light metals	PPXK	2753000000	115.4 B	121.7 B	122.7 B	122.6 B	122.3 B	123.1 B	121.2 B	120.4 B	120.0 B
Casting services of other non-ferrous metals	PPXM	2754000000	128.7	129.0	130.1	127.2	126.9	127.1	125.3	121.5	120.6
Fabricated metal products, except machinery and equipment			Div 28								
Manufacture of metal structures and parts of structures	PPXO	2811000000	117.5	120.4	124.4	129.7	133.9	133.1	131.8	130.6	127.5
Prefabricated buildings of metals	QSQO	2811100000	105.3 B
Other structures & parts of structures, plates, rods, angles, shapes, and the like of iron, steel or aluminium	QSQP	2811230000	119.2	122.3	126.6	132.1	136.7	135.8	134.3	133.0	130.4
Manufacture of builders' carpentry and joinery of metal	PPXS	2812000000	85.1 B	87.5 B	90.0 B	90.0 B	89.9 B	90.1 B	90.4 B	90.3 B	90.4 B
Tanks, reservoirs and containers of metal	PPXU	2821000000	116.9 B	117.4 B	118.7 B	118.3 B	117.1 B	116.9 B	116.4 B	115.6 B	126.4 B
Central heating radiators and boilers	PPXY	2822000000	107.8	109.9	111.3	112.9	113.8	113.3	114.2	114.5	114.4
Boilers for central heating	QSQR	2822120000	104.4 F	104.8 F	106.5 F	107.6 F	107.6 F	106.9 F	108.1 F	108.5 F	108.3 F
Steam generators, except central heating hot water boilers	PPYC	2830000000	112.0 B	112.0 F	112.4 F	112.5 F	112.5 F	112.5 F	113.2 F	113.6 F	120.2 F
Forging, pressing, stamping and roll forming of metal services; powder metallurgy	PPYF	2840000000	112.3	112.4	112.9	115.1	115.4	115.5	116.6	117.7	115.7
Stamping of metal services	QSQX	2840120000	117.6	118.2	121.8	121.9	122.5	122.7	123.9	126.1	123.8
Other forming of metal services	QSQY	2840130000	108.3 B	108.3 B	108.5 B	111.8 B	112.0 B	112.8 B	114.1 B	115.3 B	114.7 B
Coating of metal services	PPYH	2851000000	110.7 B	111.0	113.2	112.4	112.6	112.6	113.0	113.0	112.4
Metallic coating services	PPYJ	2851110000	124.1 B	123.9	123.8	123.7	124.2	124.1	118.8	118.6	118.4
Non-metallic coating services	RXTI	2851120000	..	101.2 B	109.1 B	109.1 B	109.1 B	109.1 B	109.1 B	109.1 B	107.3 B
General mechanical engineering	PPYK	2852000000	109.0 B	109.2 B	109.7 B	110.2 B	110.6 B	110.6 B	110.8 B	110.6 B	110.6 B
Cutlery	PPYM	2861000000	110.3 F	110.5 F	110.5 F	110.5 F	110.5 F	110.5 F	110.5 F	110.5 F	107.2 F
Tools	PPYR	2862000000	111.1 B	111.1 B	113.7 B	114.5 B	115.4 B	115.7 B	115.7 B	115.2 B	115.3 B
Other hand tools	QSRE	2862300000	..	112.8 F	112.8 F	115.4 F	115.4 F	115.4 F	115.4 F	113.1 F	113.4 F
Other tools	QSRG	2862500000	..	110.6 B	115.6 B	116.0 B	116.1 B	116.6 B	116.6 B	116.6 B	116.6 B
Locks and hinges	PPYX	2863000000	100.8 B	100.8 B	102.1 B	102.3 B	103.3 B	103.8 B	102.3 B	102.1 B	102.4 B
Hinges, mounting, fittings and similar articles, suitable for motor vehicles, doors, windows, furniture and the like, of base metal	PPYZ	2863140000	107.3 F	107.3 F	109.4 F	109.4 F	110.6 F	111.2 F	109.0 F	109.0 F	109.7 F
Steel drums and similar containers	PPZA	2871000000	105.0 F	109.0	113.4	118.5	120.0	118.6	117.8	117.8	114.8
Light metal containers	PPZD	2872000000	107.5	107.5	107.5	107.6	107.5	107.4	107.9	108.7	113.7
Light metal containers, other than of aluminium	PPZE	2872110000	107.5 F	107.5	107.5	107.5	107.6	107.4	108.6	110.5	117.8
Crown corks and stoppers, caps and lids, of base metals	PPZG	2872130000	..	103.4 F	103.4 F	103.4 F	102.4 F	102.4 F	102.4 F	102.4 F	103.2 F
Wire products	PPZH	2873000000	128.9	143.8	147.3	148.8	143.0	132.7	122.3	121.1	117.6
Standard wire, cables, plaited bands of iron or steel, not electrically insulated	QSRJ	2873110000	..	104.3 F	116.2 F	116.2 F	116.3 F	116.9 F	120.0 F	115.6 F	111.9 F
Cloth, grills, netting and fencing of iron, steel or copper wire; expanded metal of iron, steel or copper	QSRL	2873130000	148.8 F	168.3 F	173.2 F	173.5 F	163.3 F	145.3 F	132.3 F	134.0 F	135.2 F
Fasteners, screw machine products, chain and springs	PPZM	2874000000	102.5	102.9 B	103.8 B	104.9 B	105.0 B	105.7 B	105.7 B	105.8 B	107.7 B
Threaded fasteners of iron or steel n.e.c	QSRM	2874110000	105.8 B	106.8 F	106.8 F	108.1 F	108.3 F	106.8 F	106.8 F	106.8 F	111.0 F
Other fabricated metal products n.e.c.	PPZO	2875000000	111.3 B	111.6 B	112.1 B	115.6 B	117.1 B	117.2 B	117.0 B	115.7 B	115.5 B
Other articles of base metal n.e.c.	QSRT	2875270000	114.3 B	114.6 B	115.3 B	119.5 B	121.0 B	120.9 B	120.6 B	118.8 B	118.1 B

For B and F see notes

4 PRICE INDICES OF PRODUCTS MANUFACTURED IN THE UNITED KINGDOM - SIC 92

continued

Producer Prices Index: 2005=100

													Annual Average	
	2009 Feb	2009 Mar	2009 Apr	2009 May	2009 Jun	2009 Jul	2009 Aug	2009 Sep	2009 Oct	2009 Nov	2009 Dec	2010 Jan		2009
PPXK	117.2	115.7	116.2	114.4	114.3	114.3	114.8	114.8	116.5p	116.9p	117.0p	117.7p	PPXK	116.0
PPXM	119.0	118.8	118.5	116.8	117.5	117.0	117.4	119.5r	120.6p	121.1p	121.2p	121.3p	PPXM	119.0
PPXO	125.7	125.2	123.0	121.2	119.4	118.0	118.0	117.9	117.4	116.9	116.7p	116.6p	PPXO	120.6
QSQO	QSQO	..
QSQP	128.1	127.7	125.3	123.7	QSQP	..
PPXS	90.3 B	90.2 B	90.2 B	90.2 B	90.2 B	89.3 B	89.1 B	89.1 B	89.1 B	89.1 B	90.3pB	90.3pB	PPXS	89.8
PPXU	126.2 B	127.6 B	129.5 B	128.7 B	129.1 B	130.4 B	130.4 B	131.4 B	132.1 B	132.0 B	132.0pB	132.2pB	PPXU	129.7
PPXY	114.9	113.2	113.1	113.2	113.2	114.1	114.6	114.7	114.7	116.3	116.3p	116.3p	PPXY	114.4
QSQR	109.0 F	109.0 F	109.0 F	109.0 F	109.0 F	109.8 F	110.4 F	110.5 F	110.5 F	111.3 F	111.4pF	111.4pF	QSQR	109.8
PPYC	121.6 F	121.6 F	121.6 F	121.6 F	121.6 F	121.6 F	121.6 F	117.6 F	117.6 F	118.0 F	118.2pF	118.2pF	PPYC	120.2
PPYF	114.9	114.7	114.1	114.0	113.4	114.0	114.3	117.8	118.3	114.2	114.3p	113.9p	PPYF	115.0
QSQX	123.0	124.0	123.6	123.3	QSQX	..
QSQY	113.8 B	112.9 B	113.0 B	112.8 B	112.2	113.1	113.5	114.3	114.8	114.3	114.3p	114.0p	QSQY	113.6
PPYH	112.5	112.5	112.1	111.4	111.6	111.9	111.6	112.9	113.1	113.6	113.9p	114.1p	PPYH	112.5
PPYJ	118.0	118.2	116.9	117.0	117.6	118.6	117.6	121.6	122.3	122.9p	124.1p	124.7p	PPYJ	119.4
RXTI	107.3 B	107.3 B	107.3 B	105.0 B	105.0 F	105.0 F	105.0 F	105.0 F	105.0 F	105.0 F	105.0pF	105.0pF	RXTI	105.8
PPYK	110.7 B	110.4 B	110.1 B	111.0 B	111.0 B	109.9 B	109.8 B	109.8 B	109.8pB	121.9pB	121.9pB	121.9pB	PPYK	112.2
PPYM	109.4 F	109.4 F	109.4 F	109.4 F	106.8 F	106.3 F	106.3 F	106.3 F	106.3 F	110.6 F	110.6pF	110.6pF	PPYM	108.2
PPYR	116.0 B	117.4 B	117.9 B	118.0 B	118.0 B	118.0 B	118.0 B	118.0 B	118.0 B	118.3 B	118.5pB	118.5pB	PPYR	117.6
QSRE	113.4 F	118.6 F	120.8 F	121.0 F	QSRE	..
QSRG	116.6 B	117.2 B	117.2 B	117.2 B	117.2 F	117.2 F	117.2 F	117.2 F	117.2 F	117.2 F	117.2pF	117.2pF	QSRG	117.1
PPYX	102.3 B	102.2 B	102.2 B	102.2 B	102.2 B	102.2 B	102.2 B	102.2 B	107.7 B	107.7pB	107.7pB	107.7pB	PPYX	103.6
PPYZ	109.8 F	109.8 F	109.8 F	109.5 F	PPYZ	..
PPZA	114.3	112.4	107.8	107.3	105.5 F	105.3 F	103.1 F	102.5 F	101.5 F	101.5 F	101.5pF	101.5pF	PPZA	106.5
PPZD	120.7	121.1	120.8	122.8	122.7	122.7	122.0	122.0	122.5	122.3	122.3p	122.7p	PPZD	121.3
PPZE	128.8	129.9	129.1	133.9	133.6 F	133.6 F	132.6 F	132.8 F	133.1 F	132.9 F	132.8pF	133.1pF	PPZE	130.9
PPZG	111.7 F	111.7 F	111.7 F	111.7 F	PPZG	..
PPZH	108.8	105.5	104.9	103.3	99.6 F	100.1 F	99.5 F	101.5 F	101.1 F	101.8 F	101.5pF	104.7pF	PPZH	103.8
QSRJ	122.0 F	116.6 F	115.0 F	106.8 F	QSRJ	..
QSRL	115.5 F	111.9 F	111.7 F	112.5 F	QSRL	..
PPZM	107.6 B	107.6 B	107.6 B	107.6 B	107.2 B	107.2 B	107.2 B	106.8 B	106.8 B	106.8 B	106.8pB	106.8pB	PPZM	107.2
QSRM	110.5 F	110.6 F	110.6 F	110.6 F	QSRM	..
PPZO	115.2 B	113.8 B	114.4 B	114.5 B	114.4 B	114.5 B	114.2 B	114.3 B	114.3pB	114.3pB	114.2pB	114.0pB	PPZO	114.5
QSRT	117.5 B	115.7 B	116.1 B	116.4 B	116.1 B	116.3 B	116.0 B	116.2 B	116.2pB	116.1pB	116.0pB	115.6pB	QSRT	116.4

4 PRICE INDICES OF PRODUCTS MANUFACTURED IN THE UNITED KINGDOM - SIC 92

continued

Producer Prices Index: 2005=100

			2008 May	2008 Jun	2008 Jul	2008 Aug	2008 Sep	2008 Oct	2008 Nov	2008 Dec	2009 Jan
Machinery and equipment n.e.c			Div 29								
Engines and turbines except aircraft, vehicles and cycle engines	PPZW	2911000000
Pumps and compressors	PQAD	2912000000	111.4	111.4	111.5	111.5	111.8	111.9 B	112.8 B	114.3 B	115.5 B
Linear acting (cylinders) hydraulic and pneumatic power engines & motors	PQAF	2912110000	106.7 B	106.7 B	107.3 B	107.4 B	109.5 B
Centrifugal pumps for liquids, other pumps & liquid elevators	QSSA	2912240000	121.8 F	121.8 F	121.8 F	121.8 F	120.8 F	120.8 F	120.8 F	120.8 F	120.8 F
Parts of air or vacuum pumps of air or gas compressors, or fans, or hoods	RXRB	2912430000	114.2 F	114.2 F	114.2 F	114.2 F	114.3 F	115.8 F	117.3 F	120.5 F	122.7 F
Taps and valves	PQAP	2913000000	116.0 B	116.5 B	116.3 B	118.8 B	122.1 B	122.3 B	124.4 B	124.5 B	125.8 B
Pressure reducing, control, check and safety valves	PQAQ	2913110000	107.9 F	104.9 F	104.9 F	104.9 F	104.9 F
Taps, cocks, valves for sinks, bidets, water cisterns, baths & similar fixtures; central heating radiator valves	PQAR	2913120000	131.6 F	131.6 F	131.6 F	136.4 F	143.6 F	143.7 F	149.6 F	149.6 F	152.5 F
Process control valves, gate valves, globe valves, & other valves	PQAS	2913130000	108.7 F	113.2 F	112.7 F	115.4 F	118.2 F	118.2 F	118.2 F	118.2 F	119.0 F
Parts of taps and valves and similar articles	QSSC	2913200000	104.1 F	104.1 F	104.1 F	104.1 F	104.1 F
Bearings, gears, gearing and driving elements	PQAV	2914000000	116.8 B	117.0 B	117.5 B	120.6 B	120.7 B	122.0 B	121.8 B	122.7 B	122.3 B
Ball or roller bearings	QSSD	2914100000	117.5 F	119.2 F	120.0 F	120.0 F	120.9 F	120.4 F	122.6 F	126.3 F	137.4 F
Gears and gearing; ball screws, gear boxes and other speed changers	PQAZ	2914240000	104.1 F	104.1 F	103.2 F	103.2 F	103.2 F
Furnaces and furnace burners	PQBD	2921000000	101.0 F	101.0 F	102.1 F	102.2 F	102.3 F	102.3 F	102.3 F	102.3 F	102.3 F
Lifting and handling equipment	PQBI	2922000000	105.0	105.3	105.6	105.9	105.7	105.7	105.8	106.6	107.5
Derricks, cranes, mobile lifting frames, straddle carriers carriers & work trucks fitted with a crane	QSSL	2922140000	106.2 F	107.1 F	108.6 F	110.3 F
Fork lift trucks, other works trucks, tractors of type used on railway station platforms	PQBL	2922150000	117.8	117.8	117.8	117.8	117.8
Repair and maintenance services of lifting equipment	RWQC	2922920000	99.3 B	99.6 B	100.3 B	100.3 B	99.7 B	99.5	99.5	99.5	100.3
Non-domestic cooling and ventilation equipment	PQBO	2923000000	114.4 B	116.3 B	114.6 B	114.8 B	115.4 B	113.4	114.7	116.7	110.6
Heat exchange unit and machinery for liquifying air or other gases	PQBP	2923110000	152.8 F	168.8 F	152.0 F	153.5 F	155.5 F	162.4 F	162.4 F	162.4 F	162.4 F
Refrigeration and freezing equipment & heat pumps, except household type equipment	PQBR	2923130000	104.3	104.3	104.3	104.3	105.3	105.5 F	106.9 F	109.2 F	109.5 F
Machinery and apparatus for filtering or purifying gases n.e.c.	PQBS	2923140000	119.3 F	119.3 F	119.3 F	119.3 F	120.2 F	108.0 F	112.3 F	119.6 F	92.1 F
Repair and maintenance services of non-domestic cooling equipment & ventilation	RWQD	2923920000	108.6 B	108.6 B	108.6 B	108.6 B	108.6 B	108.6 B	108.6 B	108.6 B	108.6 B
General purpose machinery n.e.c.	PQBW	2924000000	106.9 B	105.5 B	104.6 B	104.6 B	105.0 B	104.9 B	105.3 B	106.2 B	106.0 B
Filtering & purifying machinery & apparatus, for liquid	QSSS	2924120000	104.3 B	104.7 B	104.7 B	104.7 B	103.9 B	103.9 B	103.9 B	103.9 B	102.6 B
Machinery for cleaning, filling, packing, or wrapping bottles or other containers	PQBY	2924210000	102.7 F	102.7 F	102.7 F	103.0 F
Parts of calendering or other rolling machines; parts of spraying machinery, weight for weighing machines	QSTA	2924530000	99.6 F	99.6 F	99.6 F	99.6 F	99.6 F
Machine tools ¹	PQCJ	2940000000	105.1 B	105.1 B	105.0 B	104.1 B	103.8 B	103.8 B	103.8 B	103.9 B	104.0 B
Other machine tools	RIVT	2940992000	105.3	105.3	105.3	104.1	103.7	103.7	103.7	103.7	103.9
Machinery for mining, quarrying and construction	PQCZ	2952000000	105.6 B	105.6 B	105.6 B	105.7 B	105.7 B	106.1	106.1	108.2	108.2
Machinery for food, beverage and tobacco processing	PQDE	2953000000	129.0 B	129.0 B	129.2 B	129.2 B	129.2 B	129.2 B	129.2 B	129.2 B	129.2 B
Machinery for textile, apparel and leather production	PQDI	2954000000	102.0 B	102.0 B	102.0 B	102.0 B	102.0 B
Other special purpose machinery n.e.c	PQDP	2956000000	111.4 B	111.8 B	113.5 B	113.6 B	113.6 B	113.6 B	113.9 B	113.9 B	114.1 B

¹ This index is also available on the new SIC Structure on page 68.

For B and F see notes.

4 PRICE INDICES OF PRODUCTS MANUFACTURED IN THE UNITED KINGDOM - SIC 92

continued

Producer Prices Index: 2005=100

													Annual Average	
	2009 Feb	2009 Mar	2009 Apr	2009 May	2009 Jun	2009 Jul	2009 Aug	2009 Sep	2009 Oct	2009 Nov	2009 Dec	2010 Jan		2009
PPZW	113.5 B	112.7 B	113.5pB	109.8pB	PPZW	..
PQAD	115.1 B	117.0 B	118.4 B	118.9 B	117.9 B	117.9 B	118.1 B	118.6 B	118.6 B	120.2 B	120.2pB	119.9pB	PQAD	118.0
PQAF	PQAF	..
QSSA	120.8 F	120.8 F	125.3 F	125.3 F	125.3 F	125.3 F	125.3 F	125.3 F	QSSA	..
RXRB	122.2 F	122.7 F	122.3 F	122.1 F	121.6 F	121.7 F	121.7 F	122.2 F	RXRB	..
PQAP	127.9 B	126.4 B	126.4 B	126.4 B	128.5 B	128.4 B	127.9 B	127.9 B	128.3 B	128.0 B	128.0pB	123.8pB	PQAP	127.5
PQAQ	111.4 F	111.4 F	111.4pF	111.4pF	PQAQ	..
PQAR	152.5 F	148.4 F	148.4 F	148.4 F	153.6 F	153.6 F	153.6 F	153.6 F	153.6 F	153.6 F	153.6pF	156.2pF	PQAR	152.1
PQAS	119.4 F	119.4 F	119.4 F	119.4 F	119.4 F	119.4 F	117.6 F	117.6 F	118.8 F	117.9 F	117.9pF	101.2pF	PQAS	118.8
QSSC	QSSC	..
PQAV	121.8 B	123.0 B	123.0 B	122.8 B	122.5 B	122.5 B	122.5 B	120.5 B	121.1 B	120.7 B	119.6pB	122.0pB	PQAV	121.9
QSSD	136.0 F	137.6 F	136.4 F	135.9 F	134.4 F	134.4 F	134.4 F	118.9 F	QSSD	..
PQAZ	PQAZ	..
PQBD	102.3 F	102.3 F	102.3 F	102.3 F	102.3 F	102.3 F	102.3 F	102.3 F	102.3 F	102.3 F	102.3pF	102.3pF	PQBD	102.3
PQBI	107.3	107.9	107.9	110.1	108.8	109.7	109.7	109.7	109.7p	109.6p	110.1p	110.8p	PQBI	109.0
QSSL	109.7 F	110.4 F	109.9 F	109.7 F	104.6 F	104.8 F	105.0 F	105.6 F	106.2 F	105.8 F	105.1pF	105.0pF	QSSL	107.3
PQBL	PQBL	..
RWQC	100.7	100.7	101.6	101.0	100.9	100.9	100.9	100.9	102.0pB	102.0pB	102.0pB	104.4pB	RWQC	101.2
PQBO	110.0	110.8	111.0	110.9	110.1	110.3	110.3	111.0	111.4	107.9p	108.2p	108.6p	PQBO	110.2
PQBP	162.4 F	163.4 F	163.4 F	164.1 F	164.2 F	164.2 F	164.2 F	164.2 F	164.1	164.0	172.3p	173.6p	PQBP	164.4
PQBR	108.6 F	109.6 F	108.9 F	108.6 F	106.5 F	106.6 F	106.7 F	107.6 F	108.0 F	107.7 F	107.7pF	108.4pF	PQBR	108.0
PQBS	90.2 F	92.9 F	94.5 F	93.8 F	91.7 F	92.6 F	92.6 F	94.7 F	PQBS	..
RWQD	108.5 B	108.5 B	108.5 B	108.5 B	108.5 B	108.5 B	108.5 B	108.5 B	108.5 B	108.4 B	108.3pB	109.0pB	RWQD	108.5
PQBW	106.0 B	106.5 B	106.2 B	106.8 B	106.4 B	106.4 B	106.4 B	106.8 B	107.1pB	107.0pB	107.0pB	107.1pB	PQBW	106.5
QSSS	103.7 B	103.7 B	103.7 B	103.7 B	103.7 B	103.7 B	103.7 B	103.7 B	104.2 B	103.8 B	103.8pB	103.7pB	QSSS	103.7
PQBY	103.2 F	103.5 F	103.6 F	103.7 F	103.4 F	103.5 F	103.5 F	103.7 F	103.7 F	103.7 F	103.7pF	103.7pF	PQBY	103.5
QSTA	QSTA	..
PQCJ	104.2 B	104.2 B	104.2 B	105.0 B	105.0 B	105.0 B	105.0 B	105.1 B	105.1 B	105.1 B	105.1pB	105.3pB	PQCJ	104.7
RIVT	103.9	104.0	104.0	104.0	104.0	104.0	104.0	104.0	104.0p	104.0p	104.0p	104.0p	RIVT	104.0
PQCZ	111.0	111.0	111.0	111.0	111.7	111.7	111.7	111.7	111.2p	112.4p	111.8p	112.1p	PQCZ	111.2
PQDE	129.2 B	129.2 B	132.5 B	164.6 B	164.6 B	164.6 B	164.6 B	164.6 B	164.6 B	164.6 B	164.6pB	164.6pB	PQDE	153.1
PQDI	PQDI	..
PQDP	114.1 B	114.1 B	114.1 B	114.1 B	114.1 B	114.1 B	114.1 B	114.1 B	114.1pB	114.1pB	114.1pB	114.1pB	PQDP	114.1

4 PRICE INDICES OF PRODUCTS MANUFACTURED IN THE UNITED KINGDOM - SIC 92

continued

Producer Prices Index: 2005=100

			2008 May	2008 Jun	2008 Jul	2008 Aug	2008 Sep	2008 Oct	2008 Nov	2008 Dec	2009 Jan
Weapons and ammunition	PQDU	2960000000	106.3	106.3	106.3	106.3	106.3	106.3	106.3	107.7	108.4
Electric domestic appliances	PQDX	2971000000	106.5 B	107.1 B	107.9 B	108.0 B	108.7 B	108.5	108.9	108.8	108.6
Electric instantaneous or storage water heaters & immersion heaters	QSVT	2971250000	122.7 F	122.8 F	122.9 F	123.1 F	123.3 F	123.9 F	123.8 F	123.8 F	123.8 F
Electric space heating apparatus & electric soil heating apparatus	QSVU	2971260000	110.3 F	114.2 F	110.3 F	111.4 F
Parts of electrical domestic appliances	RXRJ	2971300000	124.8 F	126.2 F	124.8 F	124.9 F	125.2 F	124.0 F	123.6 F	124.1 F	121.1 F
Non-electric domestic appliances	PQEF	2972000000	112.3	112.3	112.3	112.8	114.0	115.0	115.0	115.0	115.0
Domestic cooking appliances & plate warmers, of iron or steel or of copper, non electric	QSVX	2972110000	112.9 F	112.9 F	112.9 F	112.9 F	112.9 F	112.9 F	112.9 F	112.9 F	112.9 F
Other domestic appliances, for gas fuel, both gas and other fuels, liquid or solid fuel	QSVY	2972120000	119.0 F	119.0 F	119.0 F	119.0 F
Office machinery and computers			Div 30								
Office machinery, postage, franking machines and parts thereof	PQEH	3001000000	103.3	101.5	101.5	101.5	101.9	101.1	103.5	108.2	108.9
Computers and other information processing equipment	PQEK	3002000000	84.0 B	84.0 B	83.9 B	82.8 B	83.7 B	83.1 B	83.6 B	83.8 B	84.9 B
Desktop and desktide PCs presented as a system	PQEO	3002140000	66.1	66.0	65.2	65.2	63.6	63.6	63.6	64.4	66.0
Electrical machinery and apparatus n.e.c			Div 31								
Electric motors, generators and transformers	PQER	3110000000	109.2 B	108.9 B	108.8 B	108.6 B	108.7 B	108.7	109.4	109.8	109.9
Ballasts for discharge lamps or tubes; static converters and other inductors	QSWQ	3110500000	108.7 B	108.7 B	105.6 B	101.6 B	102.9 B	100.8 F	103.3 F	108.2 F	109.2 F
Repair, maintenance and rewinding services of electric motors, generators and transformers	RWTM	3110920000	105.8 B	104.8 B	104.8 B	104.8 B	104.8 B	104.8 B	105.9 B	105.9 B	105.9 B
Electricity distribution and control apparatus	PQEY	3120000000	106.7 B	107.1 B	106.9 B	106.8 B	107.2 B	107.2 B	107.7 B	108.2 B	107.5 B
Switches n.e.c.	QSWV	3120250000	116.0 F	116.0 F	116.0 F	116.0 F	116.0 F	116.0	118.2	118.5	118.7
Plugs, sockets & other apparatus for switching or protecting electrical circuits n.e.c.	QSWX	3120270000	92.8 F	92.8 F	92.8 F	92.8 F	92.8 F	92.8 F	92.8 F	92.8 F	92.8 F
Parts of electricity distribution or control apparatus	QSWZ	3120400000	105.6 F	106.4 F	105.9 F	105.7 F	105.7 F	105.7 F	106.4 F	106.7 F	106.7 F
Insulated wire and cables	PQFE	3130000000	161.7	160.1	160.5	160.4	158.7	159.0	156.6	149.8	147.0
Other electric conductors, for a voltage not exceeding 1000V	QSXC	3130130000	168.3	165.2	166.9	165.3	162.9	160.8	158.5	151.5	146.8
Accumulators, primary cells and primary batteries	PQFI	3140000000	114.5	115.0	115.0	115.0	115.8	110.4 B	110.8 B	111.3 B	111.0 B
Lighting equipment and electric lamps	PQFN	3150000000	105.3	105.8	106.9	106.7	107.0	107.0	107.7	108.7	109.8
Discharge lamps, ultra-violet or infra-red lamps, arc lamps	QSXI	3150150000	112.3 F	112.3 F	112.6 F	112.6 F	112.9 F
Illuminated signs, illuminated name plates and the like	PQFR	3150240000	103.6 B	103.6 B	104.2 B	104.2 B	104.2 B	104.2 F	104.4 F	104.4 F	104.4 F
Chandeliers & other electric ceiling or wall light fittings	QSXX	3150250000	102.0 F	102.0 F	102.0 F	100.6 F	102.0 F	102.8 F	104.0 F	104.8 F	105.5 F
Other electric lamps and light fittings	QSXM	3150340000	104.0	105.1	107.1	107.1	107.1	107.0	107.6	108.9	111.4
Parts of lamps and lighting fittings	PQFU	3150420000	118.7 F	119.1 F	119.1 F	119.1 F	119.1 F	119.1 F	119.1 F	119.1 F	119.1 F
Electrical equipment for engines and vehicles n.e.c	PQFV	3161000000	105.1 B	105.1 B	105.1 B	102.0 B	102.0 B	102.5	103.0	104.4	107.0
Starter motors and dual purpose starter-generators other generators & other equipment	QSXO	3161220000	96.9 F	96.9 F	96.9 F	102.2 F
Other electrical equipment n.e.c	PQGA	3162000000	101.4 B	100.9 B	101.1 B	101.2 B	101.2 B	101.6 B	101.7 B	100.3 B	100.7 B
Electric sound or visual signalling apparatus except for cycles and motor vehicles	PQGC	3162110000	102.7 B	102.7 B	102.4 B	102.4 B	102.4 B	102.4	102.7	102.6	103.3
Electrical machines and apparatus having individual functions	PQGE	3162130000	97.6 F	95.9 F	95.9 F	96.0 F	96.0 F	97.7 F	97.7 F	90.7 F	90.7 F

For B and F see notes

4 PRICE INDICES OF PRODUCTS MANUFACTURED IN THE UNITED KINGDOM - SIC 92

continued

Producer Prices Index: 2005=100

													Annual Average	
	2009 Feb	2009 Mar	2009 Apr	2009 May	2009 Jun	2009 Jul	2009 Aug	2009 Sep	2009 Oct	2009 Nov	2009 Dec	2010 Jan		2009
PQDU	108.4	108.4	109.3	109.3	108.8	108.8	108.8	109.8	109.8	109.8	109.8p	109.9p	PQDU	109.1
PQDX	112.4	115.0	115.6	115.3	115.4	115.4	116.5	116.5	116.4	116.4	118.0p	118.2p	PQDX	115.1
QSVT	123.8 F	134.6 F	134.7 F	135.2 F	134.6 F	134.6 F	134.1 F	133.8 F	133.8 F	134.2 F	134.5pF	134.5pF	QSVT	132.6
QSVU	111.4 F	111.4 F	117.2 F	117.2 F	117.2 F	117.2 F	117.2 F	117.2 F	QSVU	..
RXRJ	123.7 F	122.8 F	123.1 F	121.6 F	123.3 F	123.3 F	122.2 F	122.4 F	121.2 F	120.8 F	121.1pF	121.6pF	RXRJ	122.2
PQEF	116.3	116.3	118.4	118.4	118.4	118.4	118.8	117.9	117.9	117.9	117.9p	115.2p	PQEF	117.6
QSVX	114.6 F	114.6 F	117.8 F	117.8 F	117.8 F	117.8 F	117.8 F	115.6 F	QSVX	..
QSVY	119.0 F	119.0 F	121.7 F	121.7 F	121.7 F	121.7 F	123.0 F	123.0 F	QSVY	..
PQEH	107.8 B	109.1 B	108.5 B	107.8 B	107.0 B	107.3 B	107.7 B	109.5 B	111.1pB	110.1pB	110.1pB	109.6pB	PQEH	108.7
PQEK	83.6	79.8	78.7	77.9	79.0	79.6	80.4	82.5	89.9p	89.0p	94.4p	93.9p	PQEK	83.3
PQEO	67.4	67.3	67.3	70.7	70.7	70.5	70.5	66.1	65.8p	65.8p	65.8p	66.9p	PQEO	67.8
PQER	109.3	109.9	109.8	109.8	109.2	109.2	109.2	109.4	109.5	109.4p	109.7p	110.0p	PQER	109.5
QSWQ	107.6 F	109.4 F	110.1 F	109.5 F	107.8 F	108.1 F	108.2 F	109.9 F	QSWQ	..
RWTM	104.6 B	104.6 B	104.6 B	104.6 B	103.4 B	103.4 B	103.3 B	103.5 B	103.6 F	103.1 F	103.5pF	103.7pF	RWTM	104.0
PQEY	107.5 B	107.2 B	107.2 B	108.2 B	108.2 B	108.2 B	108.2 B	108.2 B	108.9rB	109.3 B	109.5pB	111.5pB	PQEY	108.2
QSWV	118.7	118.1	118.4	118.5	118.5	118.5	118.5	118.5	119.0 F	119.0 F	119.0pF	119.0pF	QSWV	118.6
QSWX	92.8 F	93.9 F	93.9 F	93.9 F	93.9 F	93.9 F	93.9 F	93.9 F	QSWX	..
QSWZ	106.7 F	103.7 F	103.6 F	106.2 F	106.2 F	106.2 F	106.2 F	106.2 F	108.7	108.7	108.7p	109.5p	QSWZ	106.5
PQFE	145.8	145.7	144.5	148.5	149.2	149.4	153.9	160.7	164.7	166.9	168.2p	172.2p	PQFE	153.7
QSXC	146.2	146.1	144.9	149.0	149.5	150.0	157.9	164.4	166.3	169.2	172.7p	176.7p	QSXC	155.3
PQFI	111.1 B	111.2 B	108.2 B	108.2 B	107.8 B	108.9 B	108.8 B	108.8 B	PQFI	..
PQFN	109.2	109.6	109.7	110.2	110.0	111.0	111.0	111.4	109.6	109.6	109.6p	109.6p	PQFN	110.1
QSXI	QSXI	..
PQFR	104.4 F	104.4 F	104.4 F	104.4 F	104.4 F	104.7 F	104.8 F	104.8 F	PQFR	..
QSXK	105.0 F	104.9 F	104.9 F	104.9 F	104.9 F	109.7 F	109.7 F	109.7 F	109.7 F	109.7 F	109.7pF	109.7pF	QSXK	107.4
QSXM	112.2	112.6	112.6	114.0	113.7	113.8	113.8	114.3	109.9	109.8	109.8p	109.7p	QSXM	112.3
PQFU	119.1 F	120.1 F	120.1 F	120.1 F	120.1 F	120.1 F	120.1 F	120.1 F	PQFU	..
PQFV	106.9	107.2	106.5	106.2	105.9	105.9	105.9	106.3	106.5	106.3	106.3p	106.2p	PQFV	106.4
QSXO	102.0 F	103.0 F	101.8 F	101.4 F	100.2 F	100.4 F	100.5 F	101.7 F	QSXO	..
PQGA	100.8 B	102.6 B	102.6 B	103.6 B	103.8 B	103.2 B	104.2 B	104.5 B	104.1rB	104.5 B	104.5pB	104.8pB	PQGA	103.3
PQGC	103.3	103.6	103.7	105.5	105.5	106.3	107.8	108.1	108.0	108.8	108.8p	109.4p	PQGC	106.1
PQGE	91.1 F	99.3 F	99.3 F	99.3 F	100.3 F	95.0 F	96.6 F	96.8 F	94.5 F	94.5 F	94.5pF	94.5pF	PQGE	96.0

4 PRICE INDICES OF PRODUCTS MANUFACTURED IN THE UNITED KINGDOM - SIC 92

continued

Producer Prices Index: 2005=100

			2008 May	2008 Jun	2008 Jul	2008 Aug	2008 Sep	2008 Oct	2008 Nov	2008 Dec	2009 Jan
Radio, television and communication equipment and apparatus			Div 32								
Electronic valves and tubes and other electronic components	PQGT	3210000000	90.0 B	89.6 B	90.2 B	91.4 B	95.9 B	96.0	98.3	98.7	98.6
Fixed electrical capacitors	PQGL	3210120000	92.3 B	91.1 B	92.9 B	93.6 B	102.2 B	101.6 B	106.5 B	106.5 B	106.5 B
Printed circuits	QSTU	3210300000	103.5	103.5	103.6	103.6	104.0	104.0	103.5	103.3	103.6
Semi-conductor devices; light emitting diodes, mounted piezo-electric crystals and parts thereof	QSTW	3210520000	102.0	102.0	102.0	100.8	100.8
Electronic integrated circuits and micro assemblies	QSTX	3210600000	80.5 B	80.7 B	80.2 B	82.4 B	84.8 B	85.4 B	86.9 B	87.9 B	87.8 B
Television and radio transmitters, apparatus for telephony & telegraphy	PQGT	3220000000	96.0 B	95.8 B	95.8 B	95.8 B	95.7 B	95.7 B	95.7 B	96.0 B	95.5 B
Transmission apparatus for radio-telephony, radio-telegraphy & radio broadcasting or television broadcasting	PQGU	3220110000	93.5 B	93.4 B	93.4 B	93.4 B	93.3 B	93.2 B	93.2 B	93.2 B	94.3 B
Electrical apparatus for line telephony & telegraph	QSTY	3220200000	98.1	98.2	98.3	98.3	98.3	98.3	98.3	100.0	93.2
Parts of electrical telephonic or telegraphic apparatus	QSTZ	3220300000	101.6 B	101.6 B	101.7 B	101.7 B
Manufacture of television and radio receivers, sound or video recording or reproducing apparatus & associated goods	PQGZ	3230000000	86.9 B	85.1 B	84.7 B	84.7 B	84.8 B	86.9	84.1	84.9	85.0
Loudspeakers, headphones, earphones and combined microphones & speaker sets	QSYF	3230420000	103.7	103.6	103.6	103.6	103.7	103.2 F	104.9 F	107.6 F	108.0 F
Parts and accessories of sound and video equipment	QSYH	3230510000	99.4 B	99.7 B	99.7 B	99.7 B	99.7 B
Aerials and reflectors of all kind and parts thereof; parts of radio receivers and transmitters: parts of radar equipment	QSYI	3230520000	104.2 B	104.2 B	104.2 B	104.5 B	104.9 B	104.9	104.9	107.5	107.5
Medical, precision and optical instruments, watches and clocks			Div 33								
Medical and surgical equipment and orthopaedic appliances	PQHG	3310000000	103.9	107.1	107.1	107.2	107.5	107.1	107.2	108.2	107.0
Syringes, needles, catheters, cannulae & the like; ophthalmic & other instruments and appliances n.e.c.	QSYL	3310150000	102.5	102.6	102.9	103.3	103.7	103.7 B	103.7 B	103.7 B	103.7 B
Artificial joints, orthopaedic appliances, artificial teeth, dental fittings, artificial body parts n.e.c.	QSYN	3310170000	104.2 F	104.2 F	104.2 F	104.2 F	104.2 F	104.2 F	103.0 F	103.0 F	99.5 F
Instruments & appliances for measuring, checking, testing, navigating & other purposes	PQHL	3320000000	102.2 B	102.2 B	102.1 B	102.9 B	104.1 B	104.2 B	105.6 B	102.2 B	102.5 B
Direction-finding compasses; other navigational instruments and appliances	PQHM	3320110000	100.5 F	100.4 F	99.8 F	102.6 F	105.6 F
Hydrometers, thermometers, pyrometers, barometers, hydrometers & psychrometers	PQHV	3320510000	100.0 F	100.0 F	100.0 F	100.0 F	100.0 F
Instruments for measuring or checking the flow, level, pressure or variables of liquids or gases	PQHW	3320520000	111.8	111.8	111.8	112.0	114.5	114.8	115.3	116.3	117.3
Instruments or apparatus for physical or chemical analysis n.e.c.	PQHX	3320530000	97.2 F	97.2 F	97.2 F	97.2 F	97.2 F	97.2 F	97.2 F	96.7 F	96.4 F
Gas, liquid or electricity supply or production meters	PQIA	3320630000	94.9 F	94.6 F	94.6 F	94.0 F	94.0 F	94.0 F	94.0 F	94.0 F	94.0 F
Measuring or checking instruments, appliances & machines n.e.c.	PQIC	3320650000	101.6 F	101.6 F	101.6 F	101.6 F	103.6 F	103.6 F	103.6 F	97.8 F	97.8 F
Automatic regulating or controlling instruments & apparatus	QSYU	3320700000	90.9 F	90.9 F	90.5 F	92.1 F	93.7 F
Industrial process control equipment	PQIG	3330000000	106.0 F	106.0 F	106.0 F	106.0 F	106.0 F	106.0 F	106.0 F	106.0 F	106.0 F
Optical instruments and photographic equipment	PQII	3340000000	101.6 B	102.1 B	102.3 B	101.0 B	100.9 B	100.9	100.5	100.4	101.4
Contact lenses, spectacle lenses of glass and spectacle lenses of other materials	PQIM	3340110000	99.4 F	100.0 F	100.2 F	100.2 F	100.2 F	100.2 F	99.3 F	98.9 F	98.9 F
Watches and clocks	PQIO	3350000000	110.8	110.8	110.8	110.3	110.2	110.2	110.2	110.2	111.1
Clocks with watch movements; alarm clocks and wall clocks; other clocks	QSZF	3350140000	103.1 F	103.1 F	103.1 F	100.5 F	100.0 F

For B and F see notes.

4 PRICE INDICES OF PRODUCTS MANUFACTURED IN THE UNITED KINGDOM - SIC 92

continued

Producer Prices Index: 2005=100

													Annual Average	
	2009 Feb	2009 Mar	2009 Apr	2009 May	2009 Jun	2009 Jul	2009 Aug	2009 Sep	2009 Oct	2009 Nov	2009 Dec	2010 Jan		2009
PQGT	98.4	99.7	98.2	103.0	102.8	105.5	101.7	102.3	101.8 B	103.0 B	102.5pB	102.5pB	PQGT	101.5
PQGL	106.5 B	110.5 B	108.0 B	109.4 B	109.6 B	117.3 B	106.7 B	107.8 B	105.6 F	110.1 F	107.9pF	106.4pF	PQGL	108.8
QSYU	103.8	102.4	102.4	102.2	102.2	102.2	102.2	102.1	QSYU	..
QSYW	QSYW	..
QSYX	87.1 B	87.6 B	86.9 B	86.6 B	85.7 B	85.7 B	85.3 B	85.8 B	QSYX	..
PQGT	95.7 B	95.7 B	96.0 B	95.2 B	95.0 B	95.0 B	95.1 B	95.3 B	101.1pF	101.1pF	101.2pF	103.4pF	PQGT	96.8
PQGU	94.3 B	94.3 B	94.6 B	94.2 B	94.2 B	94.2 B	94.4 B	94.4 B	PQGU	..
QSYX	93.4	93.4	93.8	94.0	93.8	93.8	93.8	94.0	QSYX	..
QSYZ	102.5 B	102.4 B	102.4 B	99.4 B	99.1 B	99.1 B	99.1pB	99.4pB	QSYZ	..
PQGZ	84.8	84.9	84.7	84.5	84.3	84.5	84.4	84.7	84.6 B	84.6 B	85.2pB	85.6pB	PQGZ	84.7
QSYF	107.1 F	108.8 F	107.9 F	107.5 F	105.8 F	106.0 F	106.0 F	107.1 F	QSYF	..
QSYH	QSYH	..
QSYI	106.7	106.7	106.7	106.3	106.2	106.2	106.2	106.6	QSYI	..
PQHG	106.7	107.6	107.7	107.6	107.2	107.3	107.3	107.7	108.0	107.8	107.8p	108.3p	PQHG	107.5
QSYL	103.7 B	103.7 B	102.6 B	102.6 B	102.6 B	102.6 B	102.6 B	102.6 B	102.6 B	102.6 B	102.6pB	103.2pB	QSYL	102.9
QSYN	99.5 F	100.8 F	102.9 F	102.9 F	102.9 F	102.9 F	102.9 F	102.9 F	102.9	102.9	102.9p	104.5p	QSYN	102.2
PQHL	102.6 B	102.9 B	104.0 B	104.2 B	104.5 B	104.1 B	104.1 B	104.1 B	104.4 B	104.6 B	104.8pB	105.1pB	PQHL	103.9
PQHM	97.5 F	97.5 F	97.5pF	97.5pF	PQHM	..
PQHV	PQHV	..
PQHW	116.9	118.4	118.6	118.6	118.6	118.6	118.6	118.9	118.9	118.9p	118.9p	119.3p	PQHW	118.4
PQHX	96.4 F	96.8 F	97.0 F	97.0 F	97.0 F	97.0 F	97.0 F	97.0 F	97.0 F	97.0 F	97.0pF	97.0pF	PQHX	96.9
PQIA	94.0 F	94.0 F	94.0 F	94.0 F	94.0 F	92.1 F	92.1 F	92.1 F	PQIA	..
PQIC	97.8 F	97.8 F	97.8 F	97.8 F	102.1 F	102.1 F	102.1 F	102.1 F	102.1 F	102.6 F	105.2pF	111.1pF	PQIC	100.6
QSYU	QSYU	..
PQIG	106.0 F	106.0 F	106.8 F	106.9 F	107.6 F	107.6 F	106.9 F	106.7 F	106.7	106.7	106.7p	106.7p	PQIG	106.7
PQII	102.1	102.1	102.1	103.1	104.1	104.1	104.1	104.3	104.3	104.3	104.3p	103.8p	PQII	103.4
PQIM	100.1 F	100.1 F	100.1 F	100.1 F	102.2 F	102.2 F	102.2 F	102.6 F	102.7 F	102.7 F	102.7pF	101.5pF	PQIM	101.4
PQIO	108.7	108.7	108.7	108.7	108.8	108.7	108.7	108.7	108.8 F	108.8 F	108.8pF	108.8pF	PQIO	108.9
QSZF	QSZF	..

4 PRICE INDICES OF PRODUCTS MANUFACTURED IN THE UNITED KINGDOM - SIC 92

continued

Producer Prices Index: 2005=100

			2008 May	2008 Jun	2008 Jul	2008 Aug	2008 Sep	2008 Oct	2008 Nov	2008 Dec	2009 Jan
Time-registers, time recorders, parking meters; time switches with wall clock or watch movement	QSZG	3350150000	109.9 F	109.9 F	109.9 F	109.9 F	109.9 F	109.9 F	109.9 F	109.9 F	111.2 F
Transport equipment			Div 34								
Motor vehicles	PQIR	3410000000	105.0	105.0	105.5	105.6	106.2	106.3	106.6	107.2	108.2
Vehicles with petrol engine > 1500cc. Including motor caravans. Excluding goods vehicles and those carrying 10+ people	QSZJ	3410220000	108.3	108.3	108.4	108.7	109.2	109.4	109.4	109.4	109.6
Vehicles with a diesel or semi-diesel engine. Including motor caravans, excluding vehicles carrying 10+ people	QSZK	3410230000	102.2	102.2	102.2	102.1
Commercial vehicles	RVHL	3410499000	105.8 B	105.8 B	105.8 B	105.8 B	108.1 B	108.1 B	108.2 B	108.6 B	118.2 B
Bodies (coachwork) for motor vehicles, trailers, semi-trailers & caravans	PQIY	3420000000	106.7	107.2	107.2	107.8	108.7	109.6	111.1	111.8	112.9
Bodies for motor vehicles	QSZS	3420100000	103.7	104.6	104.6	105.5	105.6	105.6	105.8	105.7	109.9
Caravans, trailers + semi trailers of the caravan type, for housing or camping	PQJB	3420220000	105.4	106.4	106.4	106.4	107.7	108.1	108.4	108.9	108.1
Other trailers or semi-trailers	PQJC	3420230000	107.6 F	107.6 F	107.6 F	108.6 F	108.9 F
Manufacture of parts and accessories for motor vehicles and their engines	PQJF	3430000000	104.5	104.6	105.3	105.4	105.8	105.4	106.4	108.3	109.2
Parts for spark-ignition internal combustion engines, excluding aircraft	QSZU	3430110000	105.8	105.8	109.3	109.3	109.4	109.4	109.2	109.6	113.6
Parts for other engines n.e.c.	QSZV	3430120000	104.6	104.6	104.6	104.7	104.7	104.7 F	104.7 F	104.7 F	105.0 F
Other parts & accessories of motor vehicles. Excluding parts of engines, safety seat belts and accessories of bodies	QSZW	3430200000	103.9	104.4	104.5	104.7	105.3	104.3	106.0	109.0	109.9
Safety seat belts and parts and accessories of bodies	QSZX	3430300000	104.9	104.6	105.0	105.1	105.4	105.4	106.0	107.2	107.2
Other transport equipment			Div 35								
Ships	PQJR	3511000000	110.7 B	112.0 B	112.4 B	112.4 B	112.4 B	112.4 B	112.2 B	109.2 B	109.3 B
Repair and maintenance services of ships and floating platforms and structures	QTAC	3511910000	125.4	129.7	130.9	131.0	131.0	131.0	130.3	130.3	130.6
Pleasure and sporting boats	PQJV	3512000000	114.6 F	114.6 F	114.6 F	115.3 F	116.4 F	116.4 F	117.0 F	117.0 F	117.5 F
Railway and tramway locomotives and rolling stock and parts thereof	PQJZ	3520000000	110.4 B	110.6 B	110.5 B	110.7 B	110.8 B	111.6 B	111.9 B	111.1 B	110.4 B
Parts of railway or tramway locomotives or rolling stock, fixtures and fittings and parts thereof; mechanical traffic control	QTAI	3520400000	106.5 B	106.9 B	106.8 B	107.6 B	107.7 B	111.1 B	111.9 B	108.9 B	106.5 B
Repair and maintenance services of railway and tramway locomotives and rolling stock	QTAJ	3520910000	112.2	112.2	112.2	112.2	112.2	112.2	112.2	112.2	112.2
Manufacture of aircraft and spacecraft	PQKF	3530000000	107.8	109.6	109.4	110.3	111.3	112.7	115.1	115.9	118.5
Other parts of aircraft & spacecraft	QTAP	3530500000	111.7 F	109.4 F	109.4 F	109.4 F	109.4 F	109.4 F	109.4 F	109.4 F	109.4 F
Repair & maintenance services of aircraft & aircraft engines	QTAQ	3530910000	109.2	111.6	111.4	112.5	113.8	115.4	118.3	119.2	122.3
Motorcycles and side cars; and parts and accessories	PQKJ	3541000000	100.9 F	100.9 F	100.9 F	100.9 F	100.9 F	100.9 F	100.9 F	100.9 F	100.9 F
Bicycles	PQKL	3542000000	106.7 F	106.7 F	108.2 F	108.2 F	109.2 F	110.2 F	110.2 F	110.2 F	110.2 F
Invalid carriages and parts thereof	PQKN	3543000000	101.2	101.2	101.2	101.2	101.2	102.4	102.4	102.4	102.4
Manufacture of other transport equipment n.e.c.	PQKP	3550000000	104.2 F	104.8 F	106.9 F	106.2 F	108.2 F	116.6 F	116.6 F	116.6 F	117.6 F

For B and F see notes

4 PRICE INDICES OF PRODUCTS MANUFACTURED IN THE UNITED KINGDOM - SIC 92

continued

Producer Prices Index: 2005=100

													Annual Average		
	2009 Feb	2009 Mar	2009 Apr	2009 May	2009 Jun	2009 Jul	2009 Aug	2009 Sep	2009 Oct	2009 Nov	2009 Dec	2010 Jan		2009	
QSZG	111.2 F	111.2 F	111.2 F	111.2 F	111.2 F	111.2 F	111.2 F	111.2 F	111.2 F	QSZG	..
PQIR	109.3	108.2	110.9	110.8	110.6	110.7	111.6	111.1	111.4	111.6	111.7p	112.4p	PQIR	110.5	
QSZJ	110.5	110.1	113.4	113.3	113.1	113.1	114.5	113.3	113.3	113.8	113.8p	114.2p	QSZJ	112.6	
QSZK	104.1	98.7	100.4	100.7	100.7	100.7	102.0	102.0	102.1	102.6	102.6p	102.5p	QSZK	101.6	
RVHL	118.1 B	118.0 B	119.8 B	119.7 B	119.7 B	120.5 B	119.2 B	119.2 B	120.6 B	120.6 B	120.6pB	127.7pB	RVHL	119.5	
PQIY	112.4	112.7	113.0	113.0	112.9	113.0	113.1	113.6	113.7	114.0	114.4p	114.5p	PQIY	113.2	
QSZS	108.4	107.4	107.6	107.7	107.8	108.0	107.9	108.0	108.0	108.2	109.3p	110.1p	QSZS	108.2	
PQJB	108.7	110.5	110.6	110.6	110.6	110.6	110.9	111.5	111.5	111.9	111.9p	111.9p	PQJB	110.6	
PQJC	113.3	114.1	114.1p	114.1p	PQJC	..	
PQJF	108.6	109.7	109.7	109.0	107.9	108.2	108.3	109.1	110.6p	110.2p	110.6p	110.2p	PQJF	109.3	
QSZU	113.6	113.6	117.6	117.6	117.6	119.2	119.2	119.2	119.2	119.5	120.6p	121.0p	QSZU	117.5	
QSZV	105.0 F	105.0 F	105.0 F	105.0 F	104.9 F	104.5 F	104.5 F	104.5 F	104.5 F	104.5 F	104.5pF	105.4pF	QSZV	104.7	
QSZW	108.9	110.3	109.6	108.8	106.9	106.9	107.1	108.2	110.7	110.2	110.5p	110.1p	QSZW	109.0	
QSZX	106.7	107.8	107.5	106.8	106.2	106.6	106.5	107.2	108.0p	107.6p	107.8p	107.2p	QSZX	107.2	
PQJR	110.1 B	110.1 B	110.1 B	110.1 B	110.2 B	110.2 B	110.2 B	110.2 B	110.2 B	110.2 B	110.2pB	110.3pB	PQJR	110.1	
QTAC	131.1	131.1	131.1	131.2	131.3	131.3	131.3	131.3	131.3p	131.3p	131.3p	131.6p	QTAC	131.2	
PQJV	PQJV	..	
PQJZ	110.2 B	110.1 B	118.4 B	119.0 B	119.8 B	119.8 B	100.0 B	106.1 B	106.1pB	106.1pB	137.3pB	137.3pB	PQJZ	113.6	
QTAI	QTAI	..	
QTAJ	112.2 B	112.1 B	123.6 B	124.5 B	125.5 B	125.5 B	98.6 B	106.9 B	106.9pB	106.9pB	149.3pB	149.3pB	QTAJ	117.0	
PQKF	119.4 B	121.1 B	120.6 B	120.3 B	120.6 B	120.6 B	120.2 B	120.9 B	121.0 B	120.5 B	120.8pB	121.1pB	PQKF	120.4	
QTAP	109.4	109.4	109.4	109.4	109.4	106.4	105.8	105.8	105.8	105.8	105.8p	105.8p	QTAP	107.6	
QTAQ	125.1	125.5	123.9	123.0	122.1	122.0	121.9	122.0	122.4	120.8	122.2p	123.1p	QTAQ	122.8	
PQKJ	100.9 F	100.9 F	100.9 F	100.9 F	100.9 F	100.9 F	100.9 F	100.9 F	100.9 F	100.9 F	100.9pF	100.9pF	PQKJ	100.9	
PQKL	110.3	110.3	110.3	110.3	110.3	112.2	112.2	112.2	112.2	112.2	112.2p	117.0p	PQKL	111.2	
PQKN	102.4	102.4	102.4	102.4	102.4	102.4	102.4	102.4	102.4	102.4	102.4p	102.6p	PQKN	102.4	
PQKP	117.9 F	117.9 F	117.9 F	118.1 F	118.0 F	118.0 F	118.0 F	113.9 F	113.0 F	113.0 F	113.0pF	113.1pF	PQKP	116.4	

4 PRICE INDICES OF PRODUCTS MANUFACTURED IN THE UNITED KINGDOM - SIC 92

continued

Producer Prices Index: 2005=100

			2008 May	2008 Jun	2008 Jul	2008 Aug	2008 Sep	2008 Oct	2008 Nov	2008 Dec	2009 Jan
Furniture; manufacturing n.e.c			Div 36								
Chairs and seats	PQKR	3611000000	102.9	103.2	105.0	105.6	106.0	107.1	108.0	108.8	108.1
Seats, primarily with metal frames	QTAZ	3611110000	102.3	102.5	106.9	107.7	108.0	109.2	110.9	113.2	113.5
Seats, primarily with wooden frames	QTBA	3611120000	104.0	104.4	103.8	104.6	105.1	106.5	106.4	105.1	102.9
Other office and shop furniture	PQKT	3612000000	106.8 B	107.2 B	107.2 B	107.4 B	107.4 B	107.4 B	107.4 B	107.4 B	107.7 B
Metal furniture of the kind used in offices	PQKV	3612110000
Wooden furniture of a kind used in offices	QTBC	3612120000	109.9	109.9	109.9	110.6	110.7	110.7	110.7	110.7	112.5
Wooden furniture for shops	QTBD	3612130000
Kitchen furniture; Wooden	PQKW	3613000000	102.4	102.4	105.9	105.2	103.7	105.9	104.9	105.8	106.2
Other furniture	PQKY	3614000000	108.7 B	108.9 B	109.1 B	109.9 B	110.1 B	110.4 B	110.6 B	110.9 B	111.3 B
Wooden furniture of a kind used in the bedroom, in the dining room & living room	PQLA	3614120000	109.9	110.4	110.7	111.0	111.7	112.1	111.9	112.2	112.9
Wooden furniture n.e.c.	PQLB	3614130000
Mattresses and mattress supports	PQLE	3615000000	101.6	101.2	101.2	108.0	108.0	108.0	108.0	108.0	110.9
Mattress supports	PQLF	3615110000	104.2	103.1	103.1	106.5	106.5	106.5	106.5	106.5	105.8
Mattresses	PQLG	3615120000	100.2	100.2	100.2	108.8	108.8	108.8	108.8	108.8	113.7
Articles of jewellery & parts thereof; articles of goldsmiths' or silversmiths' wares & parts thereof	PQLL	3622130000	134.1	136.5	141.0	139.8	142.1	141.3	139.1	141.8	149.2
Musical instruments	PQLN	3630000000	100.8 F	100.1 F	100.8 F	104.4 F	104.2 F	104.2 F	103.7 F	104.1 F	106.1 F
Sports goods	PQLP	3640000000	103.1	103.1	104.5	104.7	104.2	104.2	104.4	104.3	106.7
Other articles and equipment for sports or outdoor games swimming pools & paddling pools	PQLT	3640140000	102.7	102.7	104.4	104.6	104.6	104.6	104.8	104.7	106.4
Games and toys	PQLZ	3650000000	103.0 B	103.0 B	102.8 B	102.9 B	102.9 B	102.9 B	102.9 B	102.9 B	103.0 B
Articles for billiards, articles for funfairs, table or parlour games, other games, coin or disc operated	PQMH	3650430000	103.0 F	103.0 F	102.8 F	102.7 F	102.8 F	102.8 F	102.7 F	102.8 F	102.8 F
Imitation jewellery	PQMI	3661000000	105.7	105.7	105.7	105.7	106.3	106.3	106.3	106.3	111.4
Brooms and brushes	PQMK	3662000000	106.7 B	106.7 B	107.5 B	107.5 B	108.5 B	110.4 B	111.0 B	111.0 B	118.5 B
Brooms & brushes for household cleaning	PQML	3662110000	111.0 F	111.0 F	111.0 F	111.0 F	111.0 F	115.1 F	116.2 F	116.2 F	129.2 F
Toilet brushes for use on the person, artists' & writing & cosmetic brushes; toothbrushes	PQMM	3662120000
Other manufactured goods n.e.c	PQMR	3663000000	101.8 B	100.6 B	101.9 B	102.9 B	103.5 B	103.6 B	104.0 B	103.5 B	103.6 B
SIC 2003 indices											
Manufacture of basic iron and steel and of ferro alloys	YEFH	9027102735	125.3	141.8	150.6	150.9	162.9	155.1	145.7	145.3	124.5
Manufacture of portable hand held power tools	YEFI	9029410000	98.8	98.8	98.8	98.8	98.8	98.8	98.8	98.8	99.5
Manufacture of metalworking machine tools	YEFJ	9029420000	105.8	105.8	105.7	105.7	105.8	105.8	105.8	105.8	106.2
Manufacture of other machine tools n.e.c	YEFK	9029430000	106.7	106.7	106.7	105.1	104.6	104.6	104.7	104.7	104.7

For B and F see notes

4 PRICE INDICES OF PRODUCTS MANUFACTURED IN THE UNITED KINGDOM - SIC 92

continued

Producer Prices Index: 2005=100

													Annual Average	
	2009 Feb	2009 Mar	2009 Apr	2009 May	2009 Jun	2009 Jul	2009 Aug	2009 Sep	2009 Oct	2009 Nov	2009 Dec	2010 Jan		2009
PQKR	108.0	108.4	108.0	108.7	108.8	108.6	109.0	109.4	110.3p	110.0p	110.1p	110.2p	PQKR	108.9
QTAZ	112.6	112.9	112.4	113.8	112.8	112.5	112.6	113.4	115.0p	114.5p	114.7p	114.8p	QTAZ	113.4
QTBA	103.2	103.9	103.6	103.6	104.2	104.1	105.0	105.1	105.2p	105.2p	105.1p	105.3p	QTBA	104.3
PQKT	108.1	108.9	108.9	109.0	109.0	109.0	109.0	109.0	109.0	109.0	109.0p	109.2p	PQKT	108.8
PQKV	110.2	113.5	113.8	113.8	113.8	113.6	113.6	113.6	113.6	113.8	113.9p	113.8p	PQKV	..
QTBC	112.8	112.9	112.9	113.2	113.2	113.2	113.2	113.2	113.2	113.2p	113.2p	113.7p	QTBC	113.1
QTBD	104.0 B	104.0 B	104.0 B	104.0 B	104.0 B	104.0 B	104.0 B	104.0 B	104.0 B	104.0 B	104.0pB	104.0pB	QTBD	..
PQKW	106.2	108.1	106.4	106.1	106.4	106.5	106.2	105.5r	107.3r	107.1	106.8p	106.8p	PQKW	106.6
PQKY	110.9	111.1	111.3	110.8	110.7	110.8	111.2	111.8	112.0p	112.3p	113.2p	112.9p	PQKY	111.5
PQLA	112.4	113.0	113.4	113.9	114.0	113.9	114.9	115.7	116.0p	117.0p	119.3p	118.5p	PQLA	114.7
PQLB	115.2 F	115.2 F	115.2 F	115.2 F	115.5 F	115.5 F	115.5 F	115.5 F	115.5 F	115.5 F	115.5pF	115.5pF	PQLB	..
PQLE	111.6	111.0	111.3	109.1	108.6	109.9	108.9	108.9	108.0	108.3p	108.3p	108.7p	PQLE	109.6
PQLF	106.2 B	106.2 B	106.2 B	106.2 B	106.2 B	110.2 B	110.2 B	110.2 B	110.2pB	110.2pB	110.2pB	111.5pB	PQLF	108.2
PQLG	114.5	113.5	114.0	110.7	109.9	109.8	108.3	108.2	106.8	107.3p	107.2p	107.2p	PQLG	110.3
PQLL	156.2	163.4	160.7	158.6	160.5	156.5	156.9	158.5	161.8	164.8	171.9p	176.8p	PQLL	159.9
PQLN	106.1 F	106.1 F	106.1 F	106.1 F	106.1 F	107.8 F	107.8 F	114.5 F	114.5 F	116.3pF	116.4pF	116.9pF	PQLN	109.5
PQLP	107.9	108.0	109.2	108.9	108.9	108.9	108.9	108.9	108.9	108.9	108.9p	110.2p	PQLP	108.6
PQLT	107.7	107.9	108.6	108.3	108.3	108.3	108.3	108.3	108.3	108.3	108.3p	109.6p	PQLT	108.1
PQLZ	100.9	100.9	96.0	96.0	95.7	96.3	97.5	98.7	98.1	98.1	96.9p	97.0p	PQLZ	98.2
PQMH	100.6	100.6	95.4	95.4	94.9	95.4	96.8	98.0	97.1	97.1	95.8p	95.8p	PQMH	97.5
PQMI	111.4	111.4	111.4	113.0	113.2	113.2	113.2	113.2	113.2	113.2	113.2p	113.2p	PQMI	112.6
PQMK	118.5	118.5	118.5	118.5	118.5	118.5	118.5	118.5	118.5	118.5	118.5p	118.8p	PQMK	118.5
PQML	PQML	..
PQMM	103.4 F	103.4 F	103.4 F	103.4 F	103.4 F	103.4 F	103.4 F	103.4 F	103.4 F	103.4 F	103.4pF	104.9pF	PQMM	..
PQMR	102.7 B	104.5 B	104.0 B	106.4 B	106.4 B	106.4 B	106.1 B	106.1 B	106.3pB	106.3pB	106.3pB	105.0pB	PQMR	105.4
YEFH	124.9	119.1	113.8	116.1	115.7	115.2	115.2	116.5	120.5	118.6	122.2p	120.3p	YEFH	118.5
YEFI	99.5	99.5	99.5	99.5	99.5	99.5	99.5	99.5	99.5p	99.5p	99.5p	99.5p	YEFI	99.5
YEFJ	106.7	106.7	106.7	111.3	111.3	111.3	111.3	111.3	111.3	111.3	111.3p	112.2p	YEFJ	109.7
YEFK	104.8	104.9	104.9	104.9	104.8	104.9	104.9	104.9	104.9	104.9	104.9p	104.9p	YEFK	104.9

5 PRICE INDICES OF COMMODITIES IMPORTED INTO THE UNITED KINGDOM - SITC(R3)

Producer Prices Index: 2005=100

			2008 May	2008 Jun	2008 Jul	2008 Aug	2008 Sep	2008 Oct	2008 Nov	2008 Dec	2009 Jan
All meat and meat preparations			Div 01								
All meat and meat preparations	PVNY	8010000000	122.5 B	125.8 B	125.2 B	129.9 B	135.4 B	140.0 B	142.8 B	139.9 B	133.4 B
Other fresh, chilled, frozen animals and edible offal	PVOB	8012000000	122.6 B	127.8 B	125.3 B	125.2 B	130.9 B	133.5 B	131.5 B	131.3 B	128.4 B
Poultry	RQAB	8012300000	134.1 F	140.4 F	133.4 F	132.5 F	132.9 F	132.9 F	129.5 F	129.5 F	138.2 F
All other edible offal preserved and prepared	RQAU	8017000000	104.6 B	105.4 B	107.7 B	121.7 B	129.8 B	142.7 B	148.5 B	150.9 B	133.0 B
Dairy products and eggs			Div 02								
Dairy products and eggs	PVOE	8020000000	109.5 B	115.0 B	114.9 B	111.0 B	114.4 B	116.0 B	112.4 B	118.8 B	122.7 B
Milk products	RQBE	8022000000	94.0 B	99.7 B	99.7 B	99.8 B	93.7 B	102.5 B	104.8 B	108.4 B	112.8 B
Yogurt, buttermilk and ice-cream	RQBH	8022300000	94.0	99.7	99.7	99.8	93.7	102.5	104.8	108.4	112.8
Butter and butter fats	PVOF	8023000000	115.4 B	115.3 B	107.0 B	85.4 B	89.2 B	88.6 B	89.1 B	89.6 B	91.1 B
Fish, crustaceans, molluscs and aquatic invertebrates and preparations thereof			Div 03								
Fish, crustaceans, molluscs and aquatic invertebrates and preparations thereof	CI54	8030000000	110.2 B	112.1 B	111.9 B	113.5 B	114.9 B	116.4 B	119.1 B	120.3 B	121.6 B
Fish, fresh (live or dead) chilled or frozen	CI55	8034000000	118.5 B	118.5 B	118.4 B	120.3 B	120.6 B	121.2 B	123.4 B	123.6 B	121.6 B
Crustaceans, molluscs and aquatic invertebrates, whether in shell or not, fresh chilled, frozen, dried, salted or in brine	CI57	8036000000	95.9	98.1	96.6	99.1	99.5	102.4	106.2	108.6	110.1
Fish, crustaceans, molluscs and other aquatic invertebrates, prepared or preserved n.e.c	CI59	8037000000	102.9 B	107.8 B	107.9 B	108.8 B	112.4 B	114.6 B	117.7 B	120.2 B	126.9 B
Cereals and cereal preparations			Div 04								
Cereals and cereal preparations	PVOG	8040000000	187.2 B	196.8 B	200.8 B	203.5 B	201.3 B	198.7 B	192.0 B	194.2 B	193.3 B
Unmilled wheat	PVOH	8041000000	211.2	207.6	194.4	199.6	191.0	184.5	183.0	180.5	180.4
Rice	RQEW	8042000000	188.9 B	207.4 B	235.7 B	239.5 B	241.6 B	244.8 B	259.4 B	268.2 B	254.9 B
Maize	PVOI	8044000000	179.2 B	192.6 B	186.3 B	185.8 B	184.2 B	178.3 B	135.4 B	134.5 B	146.2 B
Vegetables and fruit			Div 05								
Vegetables, fruit and by-products	PVOJ	8050000000	108.9 B	113.5 B	112.0 B	114.9 B	117.8 B	126.9 B	133.7 B	135.2 B	138.2 B
Fruit and nuts, fresh or dried	PVOM	8057000000	106.1 B	107.4 B	104.7 B	105.4 B	108.2 B	113.2 B	116.3 B	114.5 B	117.0 B
Fresh apples	RQGL	8057400000	118.0	115.1	115.1	115.1	121.3	122.1	118.4	118.4	117.6
Grapes fresh or dried	PVON	8057500000	115.9 B	119.1 B	102.5 B	103.2 B	105.0 B	120.7 B	121.4 B	116.2 B	114.3 B
Fruit and vegetable juices	RWFM	8059000000	117.1	115.7	117.1	120.2	122.2	126.5	141.1	148.7	151.8
Sugars, sugar preparations and honey			Div 06								
Sugars, sugar preparations and honey	PVOT	8060000000	119.5	119.9	120.3	120.7	122.7	112.2	116.7	119.3	125.8
Sugars, molasses and honey	PVPR	8061000000	119.4	119.4	120.0	120.4	122.8	109.4	114.6	116.4	124.7
Sugar confectionery	RQGZ	8062000000	119.8	121.2	121.3	121.9	122.7	120.5	123.0	127.7	129.1
Coffee, tea, cocoa, spices and manufactures thereof			Div 07								
Coffee, tea, cocoa, spices & manufactures thereof	PVOW	8070000000	142.9 B	147.8 B	152.6 B	152.3 B	156.5 B	154.3 B	151.2 B	160.9 B	164.5 B
Coffee and coffee substitutes	PVOX	8071000000	164.4 B	169.3 B	179.2 B	180.4 B	174.4 B	174.5 B	171.6 B	179.8 B	178.6 B
Cocoa	PVOZ	8072000000	160.1 B	174.3 B	184.4 B	174.6 B	180.3 B	166.9 B	149.9 B	174.9 B	186.8 B
Chocolate and other food preparations containing cocoa	RQHV	8073000000	126.6 B	125.6 B	126.4 B	126.5 B	131.2 B	132.9 B	137.2 B	145.0 B	142.2 B

For B and F see notes

5 PRICE INDICES OF COMMODITIES IMPORTED INTO THE UNITED KINGDOM - SITC(R3)

continued

Producer Prices Index: 2005=100

													Annual Average	
	2009 Feb	2009 Mar	2009 Apr	2009 May	2009 Jun	2009 Jul	2009 Aug	2009 Sep	2009 Oct	2009 Nov	2009 Dec	2010 Jan		2009
PVNY	133.9 B	136.8 B	140.2 B	142.7 B	147.5 B	139.7 B	133.7 B	132.7rB	131.8rB	131.4 B	132.2pB	133.8pB	PVNY	136.3
PVOB	129.3 B	130.5 B	132.2 B	136.3 B	135.6 B	137.1 B	136.8 B	137.6rB	136.1rB	137.6 B	137.6pB	138.2pB	PVOB	134.6
RQAB	142.5 F	141.5 F	140.3 B	147.7 B	147.4 B	149.5 B	146.6 B	147.8rB	146.1rB	143.9B	142.1pB	145.0pB	RQAB	144.5
RQAU	133.7 B	140.8 B	141.6 B	145.9 B	166.1 B	136.5 B	117.1 B	115.2 B	115.5 B	112.8 B	116.4pB	121.2pB	RQAU	131.2
PVOE	117.3 B	122.6 B	121.1 B	116.2 B	117.3 B	117.3 B	117.9 B	117.7 B	117.7rB	119.8 B	119.5pB	122.7pB	PVOE	118.9
RQBE	102.4 B	115.5 B	115.0 F	104.1 F	117.2 F	116.4 F	120.4 F	119.3 F	112.4 F	119.6 F	116.7pF	121.4pF	RQBE	114.3
RQBH	102.4	115.5	115.0 F	104.1 F	117.2 F	116.4 F	120.4 F	119.3 F	112.4 F	119.6 F	116.7pF	121.4pF	RQBH	114.3
PVOF	85.2 B	85.5 B	85.6 B	81.0 B	80.5 B	80.6 B	80.6 B	85.3 B	86.9 B	88.9 B	89.9pB	89.0pB	PVOF	85.1
CI54	121.4 B	122.0 B	121.0 B	125.5 B	123.1 B	123.8 B	124.1 B	124.1 B	124.8 B	123.3 B	124.0pB	124.9pB	CI54	123.2
CI55	121.3 B	122.0 B	120.7 F	127.8 F	125.8 F	127.2 F	126.9 F	127.3 F	127.5 F	125.1 F	125.8pF	127.3pF	CI55	124.9
CI57	110.5	110.3	107.4	108.3	102.9	103.8	107.7	105.3	106.8	105.4	106.5p	104.8p	CI57	107.1
CI59	126.3 B	127.3 B	127.5 B	129.5 B	127.8 B	127.2 B	127.1 B	127.1 B	128.3 B	128.6 B	128.9pB	130.1pB	CI59	127.7
PVOG	191.0 B	189.7 B	189.2 B	193.6 B	195.2 B	191.4 B	189.9 B	190.2 B	194.4 B	194.0 B	194.8pB	195.0pB	PVOG	192.2
PVOH	182.8	184.2	178.3 F	184.4 F	182.9 F	173.7 F	166.5 F	162.2 F	163.5 F	164.0 F	165.1pF	163.8pF	PVOH	174.0
RQEW	246.1 B	241.1 B	243.9 B	250.9 B	256.1 B	253.3 B	253.8 B	257.4 B	267.7 B	263.7 B	266.1pB	267.4pB	RQEW	254.6
PVOI	146.5 B	146.3 B	PVOI	..
PVOJ	139.4 B	140.5 B	134.7 B	132.3 B	124.7 B	122.9 B	121.5 B	123.7 B	126.8 B	124.9 B	125.7pB	124.8pB	PVOJ	129.6
PVOM	119.5 B	119.9 B	113.9 B	114.4 B	115.0 B	109.9 B	107.8 B	108.0 B	110.9 B	109.7 B	109.9pB	107.4pB	PVOM	113.0
RQGL	119.0	118.8	118.3 F	118.0 F	117.4 F	117.5 F	117.5 F	115.4 F	109.8 F	100.7 F	104.9pF	102.7pF	RQGL	114.6
PVON	115.7 B	116.5 B	116.0 F	115.1 F	121.4 F	110.1 F	106.8 F	106.6 F	109.1 F	122.4 F	122.4pF	107.2pF	PVON	114.7
RWFM	150.4	149.0	141.8 B	137.2 B	128.4 B	135.7 B	135.2 B	145.3 B	147.7 B	138.8 B	140.1pB	138.3pB	RWFM	141.8
PVOT	122.9	124.8	124.9	122.9	119.2	119.0	118.5	121.1	109.0	107.4	107.6p	108.6p	PVOT	118.6
PVPR	121.2	123.1	123.6	121.2	117.0	117.0	116.7	119.5	102.8	100.7	100.9p	101.8p	PVPR	115.7
RQGZ	127.9	129.8	128.9 B	128.1 B	125.7 B	124.8 B	123.9 B	125.8 B	127.4 B	127.6 B	127.4pB	128.8pB	RQGZ	127.2
PVOW	164.0 B	161.2 B	159.6 B	156.7 B	152.1 B	155.2 B	154.5 B	157.5 B	159.5 B	159.8 B	159.9pB	159.7pB	PVOW	158.7
PVOX	176.8 B	175.8 B	173.6 B	168.9 B	161.5 B	160.4 B	158.6 B	162.0 B	164.6 B	164.2 B	163.8pB	158.7pB	PVOX	167.4
PVOZ	187.7 B	169.7 B	165.2 B	152.0 B	145.5 B	155.5 B	160.9 B	164.6 B	166.9 B	178.2 B	176.6pB	181.0pB	PVOZ	167.5
RQHV	140.4 B	142.5 B	140.7 B	139.9 B	137.6 B	137.9 B	134.0 B	134.5 B	136.4 B	135.4 B	135.6pB	135.2pB	RQHV	138.1

5 PRICE INDICES OF COMMODITIES IMPORTED INTO THE UNITED KINGDOM - SITC(R3)

continued

Producer Prices Index: 2005=100

			2008 May	2008 Jun	2008 Jul	2008 Aug	2008 Sep	2008 Oct	2008 Nov	2008 Dec	2009 Jan
Spices, except pepper and pimento	RQIV	8075200000	121.9 B	134.8 B	131.1 B	134.7 B	155.7 B	153.7 B	163.7 B	168.3 B	164.9 B
Feeding stuff for animals		Div 08									
Feeding stuff for animals	PVPD	8080000000	195.1 B	190.5 B	196.1 B	185.2 B	188.9 B	180.5 B	187.7 B	186.8 B	189.7 B
Hay and fodder	PVPE	8081100000	192.9 B	191.0 B	196.8 B	198.4 B	200.5 B	196.5 B	203.9 B	216.6 B	193.1 B
Oil cake	PVPG	8081300000	203.9 F	196.8 F	201.7 F	187.4 F	193.4 F	184.8 F	191.8 F	186.7 F	189.0 F
Flours, meals and pellets	PVPI	8081400000
Edible food products and preparations		Div 09									
Edible products and preparations	RWNT	8090000000	119.4 B	119.6 B	120.0 B	120.4 B	120.9 B	122.1 B	123.5 B	127.7 B	129.7 B
Sauces, condiments and seasonings	RWNV	8098400000	140.6 B	140.8 B	141.1 B	141.9 B	143.1 B	147.1 B	149.4 B	160.5 B	165.8 B
Food preparations n.e.c	RWNW	8098900000	111.6 B	111.7 B	111.7 B	112.1 B	112.4 B	112.4 B	113.7 B	115.6 B	116.5 B
Beverages		Div 11									
Beverages	CI5F	8110000000	106.2 B	108.4 B	108.4 B	108.2 B	108.3 B	106.6 B	109.4 B	113.0 B	119.4 B
Alcoholic beverages	CI5G	8112000000	106.2 B	108.4 B	108.4 B	108.2 B	108.3 B	106.6 B	109.4 B	113.0 B	119.4 B
Wine of fresh grapes, including fortified wine; grape must in fermentation or with fermentation arrested	CI5H	8112100000
Oil seeds and oleaginous fruit		Div 22									
Oil seeds and oleaginous fruit: whole or broken of a kind used for the extraction of "soft" fixed vegetable oils (excluding flours & meals)	PSAK	8222000000	165.9 B	175.6 B	182.8 B	179.6 B	184.2 B	171.3 B	174.4 B	176.6 B	187.4 B
Sunflower seed	PSAN	8222400000	141.3 F	170.0 F	172.1 F	191.5 F	178.6 F	175.9 F	185.9 F	201.8 F	233.4 F
Crude rubber		Div 23									
Crude rubber (incl synthetic and reclaimed)	PSAW	8230000000	136.3 B	138.7 B	138.9 B	147.3 B	152.7 B	151.5 B	162.6 B	164.5 B	163.1 B
Synthetic rubber	PSBA	8232000000	110.8 B	111.7 B	111.5 B	120.6 B	121.6 B	124.5 B	135.4 B	142.2 B	143.0 B
Cork and wood		Div 24									
Cork and wood	PSBJ	8240000000	125.8 B	125.8 B	124.5 B	123.3 B	123.0 B	122.7 B	123.1 B	123.8 B	122.8 B
Wood simply worked and railway sleepers of wood	PSBT	8248000000	124.4 B	124.3 B	122.8 B	121.5 B	121.2 B	120.7 B	121.0 B	121.7 B	120.9 B
Non-coniferous woods (including strips, etc of unassembled parquet flooring) continuously shaped along any of its edges	PSCG	8248500000	116.9 B	124.9 B	125.0 B	125.0 B	127.5 B	129.1 B	132.9 B	139.4 B	140.8 B
Pulp and waste paper		Div 25									
Pulp and waste paper	PSCI	8251000000	126.2 B	126.3 B	125.0 B	129.8 B	137.2 B	137.0 B	138.9 B	132.3 B	126.8 B
Semi-chemical wood and pulp of other fibrous cellulosic material	PSCR	8251900000	127.1 B	126.7 B	125.5 B	128.2 B	133.7 B	136.6 B	143.2 B	154.0 B	156.2 B
Textile fibres & their wastes		Div 26									
Textile fibres and their wastes not manufactured into yarn or fabric	PSCS	8260000000	108.2 B	107.8 B	107.7 B	109.4 B	111.7 B	112.8 B	117.7 B	122.0 B	122.0 B
Cotton	PSCU	8263000000	110.1 B	112.8 B	112.3 B	120.5 B	120.6 B	114.0 B	112.9 B	116.6 B	120.7 B
Coconut fibres, and waste of these fibres	RQKF	8265700000	117.0 F	115.9 F	114.8 F	122.9 F	127.2 F	131.3 F	142.5 F	147.0 F	149.8 F
Synthetic fibres suitable for spinning	PSDE	8266000000	112.9 B	112.7 B	112.8 B	111.1 B	112.6 B	114.3 B	118.1 B	120.7 B	123.2 B
Wool and other animal hair	PSDR	8268000000	103.3	103.5	103.1	105.3	109.1	111.7	119.0	125.5	121.3

For B and F see notes

5 PRICE INDICES OF COMMODITIES IMPORTED INTO THE UNITED KINGDOM - SITC(R3)

continued

Producer Prices Index: 2005=100

														Annual Average
	2009 Feb	2009 Mar	2009 Apr	2009 May	2009 Jun	2009 Jul	2009 Aug	2009 Sep	2009 Oct	2009 Nov	2009 Dec	2010 Jan		2009
RQIV	171.7 B	169.4 B	165.6 F	169.2 F	172.3 F	172.3 F	170.3 F	182.3 F	182.8 F	180.2 F	182.4pF	185.3pF	RQIV	173.6
PVPD	202.7 B	193.4 B	182.4 B	206.0 B	205.7 B	203.7 B	204.2 B	202.4 B	199.3 B	193.6 B	201.6pB	200.8pB	PVPD	198.7
PVPE	189.7 B	197.1 B	193.7 B	217.9 B	208.8 B	208.7 B	207.8 B	173.6 B	177.5 B	174.9 B	177.4pB	179.9pB	PVPE	193.3
PVPG	208.1 F	194.0 F	PVPG	..
PVPI	191.8 B	192.3 B	185.9 B	190.7 B	191.4 B	190.0 B	199.0 B	193.2 B	192.0pB	187.3pB	PVPI	..
RWNT	134.3 B	136.4 B	134.7 B	133.9 B	130.2 B	131.4 B	132.7 B	140.0 B	140.6 B	139.3 B	141.1pB	140.8pB	RWNT	135.4
RWNV	183.9 B	190.0 B	RWNV	..
RWNW	115.9 B	116.7 B	116.1 F	115.9 F	115.2 F	115.3 F	115.3 F	122.4 F	123.0 F	122.6 F	122.6pF	123.2pF	RWNW	118.1
CI5F	119.6 B	121.3 B	119.7 B	119.7 B	118.7 B	116.1 B	119.4 B	120.6 B	121.5 B	120.7 B	120.7pB	119.5pB	CI5F	119.8
CI5G	119.6 B	121.3 B	119.7	119.7	118.7	116.1	119.4	120.6	121.5	120.7	120.7p	119.5p	CI5G	119.8
CI5H	117.8	118.3	117.5	114.1	117.8	119.1	120.3	119.4	119.3p	117.6p	CI5H	..
PSAK	180.7 B	182.9 B	PSAK	..
PSAN	205.1 F	233.6 F	215.4 B	212.5 B	204.9 B	203.8 B	209.5 B	194.9 B	196.7 B	192.2 B	192.9pB	192.2pB	PSAN	207.9
PSAW	128.5 B	127.3 B	124.0 B	117.7 B	113.6 B	116.4 B	120.5 B	126.3 B	135.1 B	143.6 B	152.9pB	156.4pB	PSAW	130.8
PSBA	118.2 B	120.2 B	PSBA	..
PSBJ	121.9 B	122.1 B	122.2 B	122.0 B	122.7 B	131.5 B	134.4 B	135.9 B	140.2 B	140.0 B	140.2pB	142.4pB	PSBJ	129.7
PSBT	119.9 B	120.2 B	120.0 B	119.9 B	120.6 B	130.2 B	133.3 B	135.2 B	139.8 B	139.6 B	139.7pB	142.1pB	PSBT	128.3
PSCG	141.1 B	143.8 B	PSCG	..
PSCI	121.7 B	122.0 B	117.9 B	118.8 B	115.2 B	115.5 B	117.3 B	121.2 B	125.7 B	126.4 B	129.3pB	132.5pB	PSCI	121.5
PSCR	151.9 B	156.9 B	PSCR	..
PSCS	121.0 B	123.1 B	122.0 B	112.7 B	111.8 B	111.7 B	111.8 B	115.5 B	116.8 B	125.4 B	122.0pB	123.8pB	PSCS	118.0
PSCU	119.1 B	115.8 B	120.2 B	122.7 B	117.9 B	120.8 B	120.3 B	121.7 B	126.1 B	129.6 B	136.8pB	138.9pB	PSCU	122.6
RQKF	148.9 F	145.1 F	145.2 F	137.8 F	137.3 F	136.7 F	135.2 F	137.0 F	137.5 F	134.9 F	136.8pF	136.5pF	RQKF	140.2
PSDE	121.7 B	124.8 B	127.0 B	108.9 B	114.2 B	114.2 B	114.3 B	114.5 B	114.8 B	137.1 B	125.3pB	125.3pB	PSDE	120.0
PSDR	121.4	123.7	119.6 B	115.0 B	109.0 B	107.5 B	107.5 B	115.7 B	117.0 B	115.1 B	117.2pB	120.6pB	PSDR	115.8

5 PRICE INDICES OF COMMODITIES IMPORTED INTO THE UNITED KINGDOM - SITC(R3)

continued

Producer Prices Index: 2005=100

			2008 May	2008 Jun	2008 Jul	2008 Aug	2008 Sep	2008 Oct	2008 Nov	2008 Dec	2009 Jan	
Crude fertilisers and crude minerals			Div 27									
Crude fertilisers (other than those of division 56)	PSED	8270000000	113.5	B114.7	B114.5	B117.3	B122.8	B126.5	B133.5	B139.6	B141.6	B
Stone, sand and gravel	PSEH	8273000000	117.9	B118.0	B117.9	B118.7	B122.1	B121.6	B125.7	B130.4	B130.5	B
Other crude minerals	PSEQ	8278000000	109.7	B110.0	B109.9	B113.9	B116.4	B122.7	B130.5	B137.2	B140.6	B
Clays and other refractory minerals, n.e.c	PSER	8278200000	115.2	B115.1	B115.3	B117.5	B120.2	B123.2	B130.7	B136.4	B141.3	B
Natural barium sulphate and carbonate and other mineral substances n.e.c	PSFA	8278900000	110.0	B111.1	B112.1	B114.4	B116.0	B118.6	B124.5	B128.4	B130.2	B
Metalliferous ores and metal scrap			Div 28									
Metalliferous ores & metal scrap	PSFD	8280000000	128.0	B123.1	B121.5	B122.0	B121.1	B106.6	B107.3	B105.9	B109.0	B
Aluminium ores and concentrates (including alumina)	PSFH	8285000000	134.5	137.4	138.0	136.6	135.2	131.0	130.3	130.0	132.6	
Ores and concentrates of molybdenum niobium, tantalum, titanium vanadium and zirconium	PSFM	8287800000	107.6	F109.7	F106.6	F110.2	F112.2	F108.9	F113.7	F114.5	F114.9	F
Other non-ferrous base metal waste and scrap	PSFT	8288200000	180.8	B172.3	B170.1	B171.7	B168.1	B139.1	B139.7	B137.0	B139.9	B
Crude animal and vegetable materials n.e.c			Div 29									
Crude animal and vegetable materials n.e.c	PSGD	8290000000	123.9	B125.4	B127.1	B129.8	B134.1	B143.1	B153.1	B163.9	B165.7	B
Crude animal materials	PSGE	8291000000	113.6	114.5	116.1	118.7	118.2	120.7	131.2	130.4	129.7	
Crude vegetable materials	PSGJ	8292000000	124.6	B126.2	B127.9	B130.6	B135.2	B144.7	B154.7	B166.3	B168.3	B
Seeds, fruit and spores n.e.c (of a kind used for sowing)	PSGN	8292500000	128.2	B128.2	B128.4	B128.6	B131.1	B129.5	B135.5	B145.8	B147.0	B
Imported crude petroleum oils and crude oils obtained from Bituminous minerals	PSGY	8333000000	212.5	229.2	230.5	208.1	189.7	152.3	122.6	94.8	97.2	
Animal oils and fats			Div 41									
Animal oils and fats	RQKR	8410000000	183.1	B204.8	B208.2	B212.9	B237.4	B242.5	B254.4	B256.0	B258.7	B
Oils of fish and marine animals	PSHP	8411100000	264.4	263.3	262.3	273.6	298.4	300.6	329.4	343.7	350.2	
Fixed vegetable oils and fats			Div 42									
Fixed vegetable oils and fats	PSHZ	8420000000	196.7	B200.7	B195.8	B180.2	B183.2	B178.5	B153.7	B154.2	B157.5	B
Fixed vegetable fats & oils 'soft' crude refined or fractionated	PSIA	8421000000	146.9	B153.4	B152.6	B154.5	B154.4	B149.4	B143.6	B143.1	B135.7	B
Olive oil	PSIE	8421400000	111.8	B113.9	B113.8	B113.7	B113.9	B112.5	B113.6	B119.0	B119.3	B
Sunflower seed oil	PSIF	8421500000	152.5	B156.2	B158.6	B162.9	B164.2	B158.6	B153.3	B155.0	B140.0	B
Fixed vegetable fats & oils crude refined or fractionated, other than soft	PSIH	8422000000	257.5	B258.4	B248.5	B211.5	B218.3	B214.0	B166.1	B167.7	B184.1	B
Animal and vegetable oils and fats, processed, and waxes of animal or vegetable origin			Div 43									
Animal/vegetable fats and oils, processed; waxes of animal or vegetable origin; inedible mixes, n.e.s	RRUZ	8430000000	188.2	B190.2	B188.4	B193.3	B197.4	B186.1	B187.8	B199.8	B191.7	B
Animal and vegetable oils and fats, processed and waxes of animal or vegetable origin	PSIO	8431000000	188.2	B190.2	B188.4	B193.3	B197.4	B186.1	B187.8	B199.8	B191.7	B
Waxes of animal or vegetable origin	PSIS	8431400000	110.5	F110.4	F109.9	F112.3	F118.9	F127.3	F133.8	F136.8	F139.7	F

For B and F see notes

5 PRICE INDICES OF COMMODITIES IMPORTED INTO THE UNITED KINGDOM - SITC(R3)

continued

Producer Prices Index: 2005=100

														Annual Average
	2009 Feb	2009 Mar	2009 Apr	2009 May	2009 Jun	2009 Jul	2009 Aug	2009 Sep	2009 Oct	2009 Nov	2009 Dec	2010 Jan		2009
PS														
PS														
PS														
PS														
PS														
PS														
PS														
PS														
PS														
PS														
PS														
PS														
PS														
PS														
PS														
PS														
PS														
PS														
PS														
PS														
PS														
PS														
PS														
PS														
PS														
PS														
PS														
PS														
PS														
PS														
PS														
PS														
PS														
PS														
PS														
PS														
PS														
PS														
PS														
PS														
PS														
PS														
PS														
PS														
PS														
PS														
PS														
PS														
PS														
PS														
PS														
PS														
PS														
PS														
PS														
PS														
PS														
PS														
PS														
PS														
PS														
PS														
PS														
PS														
PS														
PS														
PS														
PS														
PS														
PS														
PS														
PS														
PS														
PS														
PS														
PS														
PS														
PS														
PS														
PS														
PS														
PS														
PS														
PS														
PS														
PS														
PS														
PS														
PS														
PS														
PS														
PS														
PS														
PS														
PS														

5 PRICE INDICES OF COMMODITIES IMPORTED INTO THE UNITED KINGDOM - SITC(R3)

continued

Producer Prices Index: 2005=100

			2008 May	2008 Jun	2008 Jul	2008 Aug	2008 Sep	2008 Oct	2008 Nov	2008 Dec	2009 Jan
Organic Chemicals			Div 51								
Organic chemicals	PSIV	8510000000	126.2	B127.8	B128.8	B130.4	B132.3	B134.7	B129.6	B146.0	B149.0 B
Carboxylic acids and their halogenated, sulphonated, nitrated and nitrosated derivatives	PSJF	8513000000	120.2	B120.0	B124.1	B127.3	B132.2	B141.3	B146.3	B152.7	B149.7 B
Monocarboxylic acids, anhydrides, halides, peroxides peroxyacids; halogenated, sulphonated, nitrated derivatives	PHGT	8513700000
Nitrogen function compounds	PSJG	8514000000	123.0	B123.7	B123.5	B126.2	B136.3	B144.4	B155.7	B166.5	B165.3 B
Organo-inorganic and heterocyclic compounds	PSJN	8515000000	126.1	F126.1	F127.1	F127.1	F127.6	F128.9	F133.8	F164.9	F173.7 F
Other organic chemicals	PSJS	8516000000	125.5	B125.5	B127.9	B136.4	B132.9	B135.6	B131.9	B138.6	B124.5 B
Inorganic chemicals			Div 52								
Inorganic chemicals	PSJX	8520000000	129.5	B131.7	B135.1	B141.4	B142.3	B144.0	B150.8	B154.0	B157.7 B
Inorganic chemical elements, oxides and halogen salts	PSJY	8522000000	136.0	B139.5	B145.1	B154.8	B153.3	B153.2	B161.6	B163.7	B166.0 B
Other inorganic bases and metallic oxides, hydroxides and peroxides	PSKJ	8522600000	151.8	B150.8	B166.1	B177.8	B178.4	B178.9	B183.5	B184.6	B187.5 B
Metallic salts and peroxysalts of inorganic acids	PSKM	8523000000	118.6	B118.7	B118.3	B119.6	B126.4	B130.2	B136.2	B143.0	B151.7 B
Dyeing, tanning and colouring materials			Div 53								
Dyeing, tanning and colouring materials	PSLB	8530000000	103.8	B104.3	B104.3	B104.4	B106.1	B106.5	B115.4	B120.1	B120.6 B
Synthetic organic dyestuffs, etc; indigo and colour lakes	PSLC	8531000000	95.4	B 97.7	B 96.5	B 95.4	B102.6	B102.0	B136.0	B141.2	B140.3 B
Inorganic pigments, paints, varnishes and related materials	PSLK	8533000000	105.6	B105.8	B106.0	B106.4	B106.9	B107.5	B110.9	B115.4	B116.2 B
Varnishes, lacquers, water pigments, stamping foils and dyes; plastics in solution, put up for retail sale	PSLP	8533400000	106.8	B107.2	B107.2	B107.6	B108.0	B108.6	B111.2	B114.3	B115.0 B
Medicinal and pharmaceutical products			Div 54								
Medicinal and pharmaceutical products	PSLX	8540000000	104.2	B104.2	B104.2	B104.5	B105.0	B104.6	B106.2	B108.6	B110.6 B
Medicinal and pharmaceutical products (not put up as medicaments)	PSLY	8541000000	92.0	B 93.0	B 93.0	B 93.7	B 94.2	B 95.0	B 97.1	B 99.3	B 99.5 B
Medicaments (incl veterinary medicaments)	PSMJ	8542000000	107.3	B106.9	B107.0	B107.1	B107.6	B107.0	B108.5	B110.9	B113.4 B
Medicaments n.e.c	PSMO	8542900000	108.2	B107.8	B107.8	B108.0	B108.6	B107.9	B109.4	B111.9	B115.1 B
Essential oils and perfume materials; toilet, polishing and cleansing preparations			Div 55								
Essential oils and perfume materials; toilet, polishing and cleansing materials	PSMR	8550000000	113.2	B116.8	B117.7	B121.1	B121.9	B152.7	B157.2	B165.3	B165.6 B
Perfumery, cosmetics and toilet preparations	PSNB	8553000000	104.5	B105.0	B105.1	B105.2	B105.5	B105.3	B107.5	B111.0	B111.4 B
Perfumes and toilet waters	PLTK	8553100000	89.9	B 90.3	B 90.3	B 90.3	B 90.3	B 90.3	B 91.2	B 91.2	B 92.3 B
Cosmetic or toilet preparations n.e.c	PSNG	8553500000	107.6	B109.7	B109.7	B110.6	B111.1	B112.2	B115.2	B120.6	B121.3 B
Manufactured fertilisers			Div 56								
Fertilisers (other than those of group 272)	PSNN	8562000000	165.5	178.5	190.5	191.5	191.9	213.7	200.7	200.2	115.1
Plastics in primary forms			Div 57								
Plastics in primary forms	PSNV	8570000000	116.8	B118.8	B122.3	B125.4	B127.5	B127.0	B119.6	B113.9	B111.0 B
Polymers of vinyl chloride or of other halogenated olefins in primary form	PSOA	8573000000	114.5	B114.1	B116.5	B119.3	B122.6	B119.5	B120.7	B120.5	B113.6 B
Polyacetals, other polyethers and epoxide resins in primary forms; polycarbon, alkyd resins and other polyesters in primary forms	PSOD	8574000000	112.3	B112.9	B114.7	B118.4	B119.9	B118.5	B126.8	B127.7	B130.1 B

For B and F see notes

5 PRICE INDICES OF COMMODITIES IMPORTED INTO THE UNITED KINGDOM - SITC(R3)

continued

Producer Prices Index: 2005=100

													Annual Average	
	2009 Feb	2009 Mar	2009 Apr	2009 May	2009 Jun	2009 Jul	2009 Aug	2009 Sep	2009 Oct	2009 Nov	2009 Dec	2010 Jan		2009
PSIV	159.4 B	159.4 B	152.7 B	150.9 B	138.1 B	134.5 B	132.4 B	136.2 B	138.4 B	136.6 B	137.6pB	138.4pB	PSIV	143.8
PSJF	145.8 B	135.5 B	135.2 B	133.6 B	131.6 B	132.3 B	132.4 B	134.7 B	136.2 B	141.6 B	141.6pB	144.5pB	PSJF	137.5
PHGT	116.8 B	112.9 B	111.2 B	111.5 B	112.1 B	113.3 B	116.0 B	115.0 B	115.6pB	120.0pB	PHGT	..
PSJG	160.9 B	151.4 B	136.3 B	135.0 B	138.8 B	127.0 B	126.5 B	129.3 B	130.7 B	121.9 B	122.0pB	120.6pB	PSJG	137.1
PSJN	198.4 F	201.1 F	192.6 B	186.7 B	156.2 B	150.9 B	147.0 B	152.4 B	156.1 B	155.1 B	155.3pB	156.7pB	PSJN	168.8
PSJS	122.9 B	123.1 B	112.0 B	107.7 B	105.9 B	107.6 B	108.0 B	117.1 B	115.1 B	116.5 B	119.9pB	119.4pB	PSJS	115.0
PSJX	162.5 B	163.8 B	162.5 B	163.1 B	163.6 B	161.1 B	160.8 B	159.8 B	157.7 B	157.0 B	158.1pB	157.2pB	PSJX	160.6
PSJY	170.5 B	171.4 B	169.8 B	169.9 B	171.8 B	168.5 B	166.5 B	164.6 B	160.9 B	160.1 B	161.1pB	158.6pB	PSJY	166.8
PSKJ	203.5 B	202.7 B	PSKJ	..
PSKM	159.7 B	162.6 B	PSKM	..
PSLB	116.1 B	122.4 B	129.0 B	130.1 B	126.1 B	126.1 B	139.8 B	142.0 B	143.5 B	142.9 B	144.0pB	144.2pB	PSLB	131.9
PSLC	140.3 B	142.8 B	187.8 B	194.0 B	178.0 B	174.6 B	213.4 B	213.0 B	214.2 B	215.9 B	221.9pB	225.3pB	PSLC	186.4
PSLK	110.7 B	117.8 B	116.0 B	116.0 B	114.7 B	115.4 B	123.6 B	126.3 B	127.9 B	126.8 B	126.7pB	126.3pB	PSLK	119.8
PSLP	110.1 B	117.9 B	PSLP	..
PSLX	109.2 B	110.2 B	107.8 B	107.2 B	103.1 B	103.2 B	103.3 B	104.4 B	105.3 B	105.0 B	105.4pB	102.9pB	PSLX	106.2
PSLY	99.4 B	100.3 B	97.0 B	94.2 B	88.1 B	87.8 B	88.0 B	89.1 B	90.1 B	90.0 B	91.0pB	90.5pB	PSLY	92.9
PSMJ	111.6 B	112.7 B	110.4 B	110.4 B	106.9 B	107.0 B	107.0 B	108.2 B	109.0 B	108.7 B	109.0pB	106.0pB	PSMJ	109.5
PSMO	113.9 B	115.1 B	114.2 B	114.2 B	110.1 B	110.1 B	110.2 B	111.4 B	112.2 B	111.8 B	112.3pB	108.6pB	PSMO	112.5
PSMR	162.9 B	163.3 B	160.6 B	159.2 B	155.7 B	159.0 B	159.3 B	161.0 B	158.6 B	159.8 B	160.0pB	160.6pB	PSMR	160.4
PSNB	110.6 B	112.1 B	111.0 B	110.6 B	109.0 B	114.8 B	114.9 B	115.9 B	116.7 B	116.1 B	116.2pB	114.8pB	PSNB	113.3
PLTK	92.3 B	92.3 B	93.9 F	93.9 F	93.9 F	97.0 F	97.0 F	97.0 F	97.0 F	97.0 F	97.0pF	98.3pF	PLTK	95.0
PSNG	122.0 B	124.2 B	123.0 F	122.5 F	121.0 F	121.3 F	122.3 F	123.8 F	124.8 F	124.1 F	124.2pF	123.5pF	PSNG	122.9
PSNN	120.4	121.2	PSNN	..
PSNV	103.9 B	108.6 B	107.7 B	108.8 B	106.2 B	108.5 B	113.2 B	116.3 B	120.0 B	120.7 B	118.9pB	119.6pB	PSNV	112.0
PSOA	109.8 B	111.9 B	108.0 B	107.2 B	105.8 B	110.9 B	118.7 B	122.9 B	127.0 B	125.7 B	124.1pB	121.1pB	PSOA	115.5
PSOD	123.1 B	125.6 B	117.2 B	116.4 B	115.7 B	114.5 B	113.1 B	114.5 B	116.7 B	117.3 B	119.4pB	119.7pB	PSOD	118.6

5 PRICE INDICES OF COMMODITIES IMPORTED INTO THE UNITED KINGDOM - SITC(R3)

continued

Producer Prices Index: 2005=100

			2008 May	2008 Jun	2008 Jul	2008 Aug	2008 Sep	2008 Oct	2008 Nov	2008 Dec	2009 Jan
Other plastics in primary forms	PSOH	8575000000	109.5 B	111.5 B	114.4 B	114.9 B	118.1 B	119.2 B	121.5 B	122.7 B	115.4 B
Plastics, not elsewhere specified	PSON	8575900000	111.1 B	111.8 B	114.0 B	115.2 B	116.3 B	116.9 B	123.0 B	128.0 B	135.8 B
Plastics in non-primary forms			Div 58								
Plastics in non-primary forms	PSOP	8580000000	113.4 B	114.0 B	115.3 B	116.2 B	117.2 B	117.7 B	119.1 B	122.2 B	119.9 B
Tubes, pipes and hoses of plastics	PSOQ	8581000000	109.2 B	109.1 B	109.1 B	109.6 B	111.4 B	111.6 B	115.8 B	121.4 B	123.0 B
Plates, sheets, film, foil and strip of plastics	PSOR	8582000000	114.1 B	114.9 B	116.4 B	117.3 B	118.2 B	118.8 B	119.8 B	122.6 B	119.7 B
Monofilament over 1mm thick, rods, sticks and profile shapes of plastics	PSPG	8583000000	110.3 B	110.3 B	110.3 B	110.3 B	112.3 B	111.7 B	113.4 B	117.0 B	117.0 B
Chemical materials and products n.e.c			Div 59								
Chemical materials and products n.e.c	PSPH	8590000000	117.5 B	115.7 B	117.8 B	119.1 B	120.1 B	123.2 B	126.0 B	130.2 B	131.5 B
Starches, inulin, wheat gluten, albuminoidal substances and glues	PSPM	8592000000	120.3 B	119.8 B	120.7 B	121.5 B	124.4 B	126.0 B	129.5 B	131.8 B	133.6 B
Prepared additives for mineral oils and the like; hydraulic fluids, anti-freeze and lubricants	PSPQ	8597000000	127.2 B	127.5 B	152.0 B	155.0 B	155.8 B	177.2 B	186.4 B	198.4 B	200.3 B
Lubricating preparations and preparations used for oil/grease treatment of textile materials, leather, furskins etc	RSWV	8597700000	132.7 B	133.7 B	133.7 B	141.4 B	141.6 B	152.8 B	160.2 B	162.4 B	164.2 B
Miscellaneous chemical products n.e.c	PSPR	8598000000	118.8 B	116.0 B	116.0 B	117.6 B	118.4 B	120.3 B	122.4 B	126.2 B	127.6 B
Leather, leather manufactures n.e.c and dressed furskins			Div 61								
Leather, leather manufactures n.e.c and dressed fur-skins	PSQA	8610000000	117.3 B	117.7 B	116.5 B	117.8 B	119.7 B	118.4 B	125.0 B	132.5 B	134.3 B
Rubber manufactures not elsewhere classified			Div 62								
Rubber manufactures n.e.c	PSRE	8620000000	97.9 B	99.4 B	99.9 B	100.1 B	100.7 B	99.1 B	100.7 B	103.9 B	107.5 B
Materials of rubber (e.g. pastes, plates, sheets, rods, thread, tubes of rubber)	PSRF	8621000000	113.8 B	114.1 B	114.2 B	114.2 B	114.9 B	113.4 B	118.1 B	127.2 B	128.2 B
Rubber tyres, interchangeable tyre treads, inner tubes and tyre flaps for wheels of all kinds	PSRJ	8625000000	109.3 B	111.3 B	112.0 B	112.1 B	112.4 B	110.2 B	111.0 B	112.5 B	118.1 B
Articles of rubber, not elsewhere specified	PSRO	8629000000	54.2 B	55.2 B	55.3 B	55.9 B	57.7 B	57.3 B	58.8 B	61.8 B	62.3 B
Cork and wood manufactures (excluding furniture)			Div 63								
Cork & wood manufactures excluding furniture	PSRS	8630000000	110.4 B	110.0 B	109.9 B	111.3 B	112.1 B	115.6 B	118.3 B	121.6 B	123.0 B
Agglomerated cork and articles of agglomerated cork	PSRV	8633200000	104.5 F	104.4 F	102.6 F	105.1 F	107.6 F	111.3 F	116.8 F	119.4 F	122.3 F
Veneers, plywood etc	PSRW	8634000000	108.4	106.1	105.8	108.0	109.3	115.7	118.0	121.7	121.1
Fibreboard	PSSA	8634500000	102.9	102.1	102.0	102.6	104.2	105.8	105.7	106.2	110.0
Wood manufactures, n.e.c	PSSC	8635000000	112.8 B	114.5 B	114.7 B	115.0 B	115.4 B	115.5 B	118.6 B	121.6 B	125.3 B
Builders carpentry and joinery (including prefabricated buildings and parquet flooring)	PSSD	8635300000	110.0 B	112.2 B	112.4 B	112.4 B	112.5 B	112.1 B	114.8 B	117.5 B	122.0 B
Paper, paperboard and articles of paper pulp, of paper or			Div 64								
Paper, paperboard & articles of paper pulp, paper or of paperboard	PSSG	8640000000	111.2 B	111.3 B	111.7 B	112.3 B	112.7 B	113.5 B	112.4 B	115.0 B	119.2 B
Paper and paperboard	PSSH	8641000000	110.0 B	109.8 B	110.2 B	111.0 B	111.3 B	112.7 B	114.1 B	115.8 B	120.6 B
Kraft paper and paperboard in rolls or sheets	PSSL	8641400000	115.8 B	115.8 B	117.6 B	121.4 B	122.8 B	125.1 B	130.9 B	131.6 B	135.8 B
Paper & paperboard (other than printing or writing paper) coated, surface-coloured, surface-decorated or printed	PSSR	8641700000	122.0 B	121.2 B	122.6 B	122.6 B	122.9 B	127.7 B	131.6 B	136.3 B	140.8 B
Paper and paperboard, cut to size or shape and articles thereof	P SST	8642000000	115.0 B	115.5 B	115.9 B	116.0 B	116.6 B	116.0 B	107.6 B	112.6 B	115.1 B

For B and F see notes

5 PRICE INDICES OF COMMODITIES IMPORTED INTO THE UNITED KINGDOM - SITC(R3)

continued

Producer Prices Index: 2005=100

													Annual Average	
	2009 Feb	2009 Mar	2009 Apr	2009 May	2009 Jun	2009 Jul	2009 Aug	2009 Sep	2009 Oct	2009 Nov	2009 Dec	2010 Jan		2009
PSOH	112.9 B	113.9 B	113.4 B	110.8 B	107.9 B	109.4 B	113.7 B	115.0 B	117.5rB	121.6 B	120.7pB	121.6pB	PSOH	114.4
PSON	135.8 B	137.2 B	134.0 B	127.6 B	124.7 B	122.9 B	122.9 B	125.1 B	126.9 B	126.4 B	127.4pB	125.6pB	PSON	128.9
PSOP	119.2 B	121.1 B	125.7 B	125.1 B	124.2 B	124.0 B	125.5 B	127.3 B	130.4 B	130.6 B	130.1pB	129.9pB	PSOP	125.3
PSOQ	121.3 B	124.6 B	122.4 B	122.3 B	119.6 B	123.7 B	123.6 B	125.8 B	126.4 B	125.0 B	125.4pB	126.0pB	PSOQ	123.6
PSOR	119.1 B	120.8 B	126.6 B	126.0 B	125.3 B	124.6 B	126.3 B	128.2 B	131.6 B	132.0 B	131.4pB	130.8pB	PSOR	126.0
PSPG	115.7 B	117.2 B	116.0 B	115.4 B	113.9 B	114.1 B	114.2 B	115.4rB	116.4 B	115.7 B	115.7pB	122.6pB	PSPG	115.6
PSPH	128.0 B	130.7 B	129.7 B	128.9 B	130.7 B	130.7 B	131.5 B	131.6 B	135.1 B	134.8 B	135.4pB	136.8pB	PSPH	131.5
PSPM	132.3 B	134.5 B	132.9 B	129.2 B	127.6 B	127.4 B	127.3 B	127.4 B	128.1 B	127.4 B	127.9pB	127.9pB	PSPM	129.6
PSPQ	193.3 B	200.2 B	193.4 B	190.3 B	185.9 B	186.1 B	186.9 B	189.4 B	194.1 B	195.1 B	198.3pB	197.7pB	PSPQ	192.8
RSWV	160.2 B	168.4 B	164.4 F	160.6 F	156.2 F	156.1 F	155.6 F	157.3 F	162.9 F	164.1 F	165.1pF	167.2pF	RSWV	161.3
PSPR	124.6 B	127.0 B	126.9 B	126.8 B	130.8 B	131.0 B	132.2 B	131.9 B	136.3 B	135.9 B	136.5pB	136.7pB	PSPR	130.6
PSQA	128.6 B	135.3 B	132.1 B	129.9 B	124.3 B	125.2 B	125.2 B	128.4 B	127.4 B	125.7 B	126.1pB	124.9pB	PSQA	128.5
PSRE	106.9 B	108.3 B	107.1 B	106.8 B	105.8 B	106.4 B	106.5 B	107.5 B	108.0 B	107.4 B	107.4pB	107.1pB	PSRE	107.1
PSRF	124.9 B	128.8 B	125.9 B	124.6 B	121.1 B	121.7 B	121.9 B	125.4 B	127.1 B	125.2 B	124.9pB	123.4pB	PSRF	125.0
PSRJ	118.3 B	119.0 B	118.7 B	118.5 B	118.1 B	119.0 B	119.1 B	119.5 B	119.5 B	119.3 B	119.4pB	119.5pB	PSRJ	118.9
PSRO	61.7 B	62.9 B	60.6 B	60.4 B	59.8 B	59.9 B	59.9 B	60.5 B	61.3 B	60.7 B	60.7pB	60.2pB	PSRO	60.9
PSRS	122.1 B	121.4 B	119.5 B	119.8 B	117.0 B	116.0 B	116.2 B	121.3 B	123.6 B	122.1 B	124.5pB	124.9pB	PSRS	120.5
PSRV	122.6 F	123.8 F	121.3 F	118.3 F	114.4 F	114.4 F	113.9 F	115.7 F	116.3 F	114.2 F	115.4pF	115.8pF	PSRV	117.7
PSRW	120.1	117.6	115.0 B	113.5 B	109.9 B	107.8 B	108.9 B	117.2 B	121.3 B	118.8 B	123.1pB	123.6pB	PSRW	116.2
PSSA	109.3	110.9	109.6 F	109.2 F	108.1 F	108.1 F	107.3 F	115.0 F	115.7 F	115.6 F	115.7pF	115.6pF	PSSA	111.2
PSSC	124.3 B	125.7 B	124.6 B	126.8 B	125.0 B	125.2 B	124.5 B	125.9 B	126.4 B	125.9 B	126.3pB	126.6pB	PSSC	125.5
PSSD	121.0 B	122.2 B	121.3 F	124.6 F	123.4 F	123.6 F	122.5 F	123.6 F	123.6 F	123.6 F	123.6pF	123.6pF	PSSD	122.9
PSSG	119.7 B	120.4 B	120.2 B	119.3 B	118.1 B	117.6 B	116.5 B	116.8 B	117.8rB	117.2 B	117.8pB	119.0pB	PSSG	118.4
PSSH	121.2 B	121.8 B	122.1 B	121.3 B	120.4 B	119.9 B	118.2 B	118.2 B	118.9 B	118.5 B	119.0pB	120.8pB	PSSH	120.0
PSSL	130.2 B	125.2 B	PSSL	..
PSSR	141.1 B	141.2 B	143.0 F	142.7 F	141.0 F	138.9 F	136.9 F	138.4 F	139.9 F	139.0 F	139.4pF	139.0pF	PSSR	140.2
PSST	115.3 B	116.4 B	114.7 B	113.7 B	111.5 B	111.2 B	111.6 B	112.9 B	114.5 B	113.6 B	114.3pB	113.9pB	PSST	113.7

5 PRICE INDICES OF COMMODITIES IMPORTED INTO THE UNITED KINGDOM - SITC(R3)

continued

Producer Prices Index: 2005=100

			2008 May	2008 Jun	2008 Jul	2008 Aug	2008 Sep	2008 Oct	2008 Nov	2008 Dec	2009 Jan
Stationery	PSSV	8642300000	115.2 B	117.8 B	117.7 B	118.3 B	119.9 B	120.4 B	125.4 B	129.1 B	130.4 B
Articles of paperpulp, paper or cellulose wadding n.e.c	PSSX	8642900000	114.9 B	114.8 B	115.5 B	115.6 B	116.2 B	114.8 B	91.7 B	98.2 B	99.1 B
Textile yarns, fabrics and made up articles n.e.c			Div 65								
Textile yarns, fabrics and made up articles n.e.c	PSSY	8650000000	112.2 B	112.3 B	112.7 B	113.6 B	114.9 B	116.2 B	120.6 B	124.3 B	124.6 B
Cotton yarn, other than sewing thread	RTOO	8651300000	103.6 B	105.6 B	109.0 B	107.6 B	107.8 B	106.9 B	108.6 B	111.4 B	111.4 B
Synthetic filament yarn, textured, not put up for retail sale, including monofilament of less than 67 decitex	RSWY	8651500000	113.4 B	113.4 B	115.2 B	114.1 B	116.3 B	117.4 B	119.8 B	118.4 B	120.6 B
Yarns of textile fibres n.e.c	PSTD	8651900000	105.5 B	105.0 B	105.0 B	105.5 B	107.4 B	109.4 B	116.3 B	125.4 B	127.4 B
Woven cotton fabrics	PSTE	8652000000	103.8 B	103.8 B	104.2 B	104.8 B	105.4 B	106.4 B	111.6 B	116.4 B	117.6 B
Cotton fabrics, woven, unbleached (other than gauze and pile and chenille fabrics)	PHMM	8652200000	94.4 F	94.3 F	94.4 F	94.4 F	95.5 F	95.2 F	98.3 F	97.4 F	97.7 F
Other woven fabrics containing 85% or more by weight of cotton, bleached, dyed, printed or finished	CI5Y	8652400000	96.4 B	96.4 B	96.2 B	97.2 B	96.3 B	100.3 B	105.2 B	110.2 B	112.4 B
Woven fabrics of man made fibres	PSTF	8653000000	112.3 B	112.7 B	112.3 B	114.9 B	117.7 B	119.8 B	122.9 B	127.7 B	127.8 B
Fabrics, woven, or synthetic filament yarn, other than pile and chenille fabrics	PSTG	8653100000	112.7 B	112.6 B	112.1 B	115.5 B	118.7 B	123.9 B	124.3 B	126.4 B	126.4 B
Pile and chenille fabrics of man-made fibres	PSTL	8653900000	117.2	117.1	117.3	117.3	118.1	113.2	119.5	130.1	131.5
Textile fabrics, woven, other than cotton or man-made fibres	PSTM	8654000000	108.2 B	108.2 B	108.3 B	108.3 B	108.6 B	108.3 B	126.3 B	131.2 B	132.6 B
Knitted or crocheted fabrics	PSTN	8655000000	127.4 B	127.3 B	127.5 B	127.5 B	128.2 B	126.7 B	133.7 B	143.4 B	145.6 B
Tulle, lace, embroidery, ribbons, trimmings and other textile small wares	PSTO	8656000000	109.1 B	109.0 B	108.4 B	107.2 B	110.3 B	113.9 B	120.0 B	123.1 B	125.3 B
Special yarns, special textile fabrics and related products	PSTP	8657000000	114.5 B	114.6 B	114.8 B	115.1 B	116.5 B	117.9 B	123.7 B	132.7 B	131.4 B
Twine, cordage, ropes, cables, whether or not plaited/braided and whether or not impregnated, coated, covered etc	RTFV	8657500000	117.3	117.2	116.9	119.9	120.6	121.4	122.2	123.2	123.6
Made-up articles, wholly or chiefly of textile materials n.e.c	PSTQ	8658000000	109.8 B	109.8 B	111.4 B	112.5 B	113.8 B	116.0 B	120.2 B	120.8 B	120.7 B
Linen	PSTR	8658400000	111.0 B	111.0 B	112.7 B	112.5 B	112.4 B	113.0 B	113.0 B	113.0 B	113.0 B
Made up articles of textile materials, other than linen, not elsewhere classified	PSTS	8658900000	101.5 B	101.5 B	101.7 B	101.7 B	102.0 B	101.9 B	102.3 B	103.1 B	103.0 B
Carpets and other textile floor coverings	PSTT	8659000000	118.4	118.6	118.3	118.3	118.5	118.6	119.8	122.0	122.8
Carpets and rugs, etc., woven	PSTW	8659500000	119.0 B	118.9 B	119.0 B	118.3 B	118.0 B	117.0 B	120.8 B	126.7 B	127.5 B
Non-metallic mineral manufactures n.e.c			Div 66								
Non-metallic mineral manufactures n.e.c	RTFZ	8660000000	95.9 B	95.9 B	94.9 B	101.6 B	106.6 B	110.4 B	116.6 B	120.6 B	121.4 B
Monumental or building stone, worked and articles thereof	CI67	8661300000	112.3 B	113.3 B	113.4 B	113.4 B	112.6 B	112.0 B	115.5 B	120.7 B	126.8 B
Clay construction materials and refractory construction materials	CI68	8662000000	114.2 B	114.5 B	115.8 B	113.0 B	114.7 B	113.2 B	116.5 B	121.8 B	123.3 B
Non-refractory ceramic bricks, tiles, pipes and similar products	CI69	8662400000	114.2 B	114.5 B	115.8 B	113.0 B	114.7 B	113.2 B	116.5 B	121.8 B	123.3 B
Mineral manufactures n.e.c	CI6A	8663000000	136.7 B	136.7 B	137.5 B	137.7 B	139.2 B	137.5 B	145.2 B	157.2 B	146.1 B
Manufacture of mineral materials n.e.c (other than ceramic)	CI6B	8663300000	136.7 B	136.7 B	137.5 B	137.7 B	139.2 B	137.5 B	145.2 B	157.2 B	146.1 B
Glass	CI6C	8664000000	98.1 B	98.1 B	98.1 B	97.8 B	98.2 B	98.2 B	100.1 B	102.6 B	102.6 B
Glassware	CI6F	8665000000	97.5 B	98.0 B	97.5 B	97.5 B	98.0 B	101.2 B	101.2 B	101.2 B	101.3 B
Glassware of a kind used for table, kitchen, toilet, office, indoor decoration or similar purposes	CI6G	8665200000	97.5 B	98.0 B	97.5 B	97.5 B	98.0 B	101.2 B	101.2 B	101.2 B	101.3 B
Pottery	CI6H	8666000000	111.4 B	110.4 B	111.1 B	111.6 B	112.0 B	112.6 B	113.3 B	114.5 B	115.9 B

For B and F see notes.

5 PRICE INDICES OF COMMODITIES IMPORTED INTO THE UNITED KINGDOM - SITC(R3)

continued

Producer Prices Index: 2005=100

														Annual Average
	2009 Feb	2009 Mar	2009 Apr	2009 May	2009 Jun	2009 Jul	2009 Aug	2009 Sep	2009 Oct	2009 Nov	2009 Dec	2010 Jan		2009
PSSV	128.6 B	116.5 B	116.9 B	114.4 B	111.9 B	112.4 B	112.4 B	114.1 B	115.6 B	114.2 B	114.6pB	114.8pB	PSSV	116.8
PSSX	98.9 B	101.8 B	101.2 B	100.7 B	98.8 B	99.9 B	100.0 B	101.3 B	102.5 B	101.6 B	101.7pB	101.1pB	PSSX	100.6
PSSY	124.1 B	126.5 B	123.3 B	122.6 B	121.1 B	121.1 B	121.5 B	123.1 B	125.0 B	123.5 B	125.0pB	124.9pB	PSSY	123.5
RTOO	110.4 B	116.8 B	116.3 F	116.0 F	115.3 F	115.4 F	115.4 F	116.3 F	124.3 F	123.8 F	123.8pF	130.8pF	RTOO	117.1
RSWY	116.4 B	117.8 B	115.9 F	115.4 F	113.9 F	114.1 F	111.8 F	114.2 F	115.5 F	114.6 F	117.1pF	116.1pF	RSWY	115.6
PSTD	123.7 B	125.6 B	122.5 F	121.1 F	117.5 F	118.3 F	118.2 F	121.7 F	126.5 F	124.8 F	124.8pF	123.4pF	PSTD	122.7
PSTE	117.7 B	120.2 B	116.3 B	114.7 B	110.7 B	110.9 B	110.8 B	113.0 B	114.1 B	112.9 B	113.3pB	112.5pB	PSTE	114.4
PHMM	96.9 F	97.8 F	97.3 F	97.0 F	96.3 F	96.4 F	96.5 F	97.2 F	97.7 F	97.3 F	97.3pF	97.0pF	PHMM	97.1
CI5Y	110.9 B	113.2 B	111.1 F	108.8 F	105.8 F	105.8 F	105.5 F	106.6 F	107.0 F	105.8 F	106.6pF	105.9pF	CI5Y	108.3
PSTF	127.0 B	129.3 B	127.4 B	124.7 B	120.8 B	119.3 B	118.8 B	120.5 B	121.5 B	119.9 B	120.4pB	120.5pB	PSTF	123.1
PSTG	126.7 B	128.8 B	127.9 F	124.8 F	121.2 F	118.4 F	117.4 F	118.2 F	118.5 F	117.1 F	117.4pF	118.4pF	PSTG	121.9
PSTL	127.6	132.1	128.7 F	127.1 F	122.9 F	123.5 F	123.8 F	128.0 F	131.4 F	129.0 F	129.0pF	127.1pF	PSTL	127.9
PSTM	130.8 B	132.9 B	122.5 B	121.9 B	129.0 B	129.3 B	129.4 B	130.7 B	131.7 B	131.7 B	134.2pB	137.7pB	PSTM	129.7
PSTN	142.0 B	146.2 B	142.8 F	142.2 F	129.5 F	130.1 F	130.4 F	134.3 F	138.0 F	135.6 F	135.6pF	133.6pF	PSTN	137.7
PSTO	125.3 B	128.2 B	127.3 B	123.7 B	119.6 B	119.5 B	118.9 B	119.9 B	120.2 B	118.6 B	120.0pB	120.4pB	PSTO	122.2
PSTP	128.8 B	132.9 B	121.3 B	119.0 B	115.4 B	116.4 B	117.2 B	120.0 B	122.8 B	120.6 B	121.7pB	120.5pB	PSTP	122.3
RTFV	122.8	125.2	123.8 B	123.0 B	121.1 B	121.2 B	121.1 B	122.3 B	123.0 B	119.7 B	121.6pB	122.2pB	RTFV	122.4
PSTQ	120.9 B	123.4 B	122.6 B	121.4 B	119.3 B	119.3 B	120.0 B	120.9 B	123.6 B	121.6 B	122.9pB	123.4pB	PSTQ	121.4
PSTR	113.0 B	117.6 B	PSTR	..
PSTS	102.8 B	103.0 B	PSTS	..
PSTT	124.2	124.6	124.0	123.9	126.0	126.2	126.2	126.7	127.2	126.8	126.8p	126.4p	PSTT	125.5
PSTW	124.8 B	128.6 B	126.7 F	125.8 F	123.4 F	124.4 F	124.6 F	125.7 F	127.3 F	126.0 F	126.0pF	124.7pF	PSTW	125.9
RTFZ	131.8 B	127.3 B	118.1 B	120.3 B	115.0 B	115.6 B	115.2 B	116.6 B	117.7 B	115.6 B	116.8pB	117.0pB	RTFZ	119.3
CI67	124.8 B	131.3 B	130.1 F	129.5 F	128.1 F	123.0 F	123.1 F	123.9 F	124.9 F	126.4 F	124.2pF	123.4pF	CI67	126.3
CI68	124.1 B	127.7 B	CI68	..
CI69	124.1 B	127.7 B	CI69	..
CI6A	141.8 B	147.0 B	CI6A	..
CI6B	141.8 B	147.0 B	CI6B	..
CI6C	104.4 B	105.7 B	105.6 B	104.9 B	102.7 B	102.9 B	103.3 B	104.6 B	105.1 B	104.4 B	103.5pB	103.3pB	CI6C	104.1
CI6F	101.3 B	101.3 B	100.7 B	100.0 B	99.2 B	98.2 B	98.2 B	98.6 B	98.9 B	98.8 B	99.0pB	98.8pB	CI6F	99.6
CI6G	101.3 B	101.3 B	100.7	100.0	99.2	98.2	98.2	98.6	98.9	98.8	99.0p	98.8p	CI6G	99.6
CI6H	116.8 B	117.0 B	117.0 F	117.0 F	117.0 F	117.0 F	117.0 F	117.1 F	117.1 F	117.1 F	117.1pF	117.1pF	CI6H	116.9

5 PRICE INDICES OF COMMODITIES IMPORTED INTO THE UNITED KINGDOM - SITC(R3)

continued

Producer Prices Index: 2005=100

			2008 May	2008 Jun	2008 Jul	2008 Aug	2008 Sep	2008 Oct	2008 Nov	2008 Dec	2009 Jan
Iron and steel			Div 67								
Iron & steel	PSTZ	8670000000	138.3 B	137.8 B	137.6 B	138.2 B	138.8 B	138.8 B	137.1 B	137.5 B	131.6 B
Flat-rolled products of iron or non-alloy steel, not clad, plated or coated	PSUJ	8673000000	149.0 F	162.5 F	166.5 F	170.7 F	165.5 F	161.7 F	162.2 F	158.2 F	131.4 F
Flat-rolled products of iron or non-alloy steel, plated or coated	PSUM	8674000000	114.3 B	107.1 B	106.7 B	106.3 B	111.8 B	114.9 B	115.7 B	118.6 B	118.2 B
Iron and steel bars, rods, angles, shapes and sections (including sheet piling)	PSUV	8676000000	158.0 B	161.3 B	165.7 B	166.5 B	166.5 B	166.6 B	155.0 B	154.2 B	148.7 B
Iron & steel bars and rods, hot-rolled, in irregularly wound coils	PSUW	8676100000	179.4	207.8	230.8	224.9	210.6	179.9	163.4	165.8	171.1
Iron and steel bars and rods, hot-rolled, drawn or extruded, including bars twisted after rolling	PSUX	8676200000	127.6 B	130.4 B	135.0 B	139.9 B	139.4 B	139.8 B	136.7 B	132.4 B	120.2 B
Iron & steel , bars and rods n.e.c	PSUZ	8676400000	121.9	123.6	127.4	131.5	131.5	134.2	136.5	136.6	127.8
Iron & Steel angles, shapes and sections, (including rails and railway track construction material) and sheet piling	PSVA	8676800000	187.9 B	181.9 B	180.9 B	182.3 B	188.9 B	201.5 B	177.6 B	177.8 B	177.7 B
Wire of iron or steel	PSVB	8678000000	123.9 B	124.7 B	128.5 B	128.9 B	123.3 B	123.8 B	125.1 B	132.6 B	134.6 B
Tubes, pipes and hollow profiles and tube or pipe fittings of iron and steel	PSVC	8679000000	133.5 B	132.9 B	135.7 B	137.5 B	140.5 B	142.0 B	149.0 B	151.8 B	153.2 B
Tubes, pipes and hollow profiles of iron and steel, seamless	PSVD	8679100000	141.2 B	141.3 B	149.1 B	154.4 B	159.3 B	162.7 B	168.3 B	174.2 B	177.7 B
Other tubes, pipes and hollow profiles of iron or steel eg. open-seam or welded	PSVF	8679400000	137.8 B	135.6 B	133.0 B	131.2 B	133.7 B	133.5 B	142.6 B	142.3 B	141.5 B
Tube and pipe fittings of iron or steel e.g. couplings, elbows and sleeves	PSVG	8679500000	115.5 F	115.5 F	116.0 F	116.0 F	116.5 F	116.3 F	123.3 F	124.6 F	124.7 F
Miscellaneous non-ferrous base metals			Div 68								
Non-ferrous metals	PSVH	8680000000	164.6 B	162.3 B	159.1 B	155.1 B	151.3 B	140.4 B	136.3 B	131.9 B	135.4 B
Gold silver and platinum and other metals of the platinum group	PSVI	8681000000	202.3 B	205.2 B	199.1 B	183.9 B	164.3 B	150.3 B	147.8 B	147.4 B	173.6 B
Copper	PSVQ	8682000000	194.3	195.9	192.6	189.7	186.4	161.8	138.1	123.6	121.8
Copper tubes and pipes and fittings for tubes and pipes	PSWA	8682700000	187.8	191.1	187.1	196.4	191.6	191.8	177.0	155.9	146.8
Nickel	PSWB	8683000000	162.2 B	143.5 B	135.7 B	124.6 B	127.2 B	100.9 B	96.6 B	93.8 B	104.6 B
Aluminium	PSWE	8684000000	123.1 B	123.3 B	122.8 B	124.0 B	124.4 B	124.8 B	129.7 B	129.4 B	128.4 B
Aluminium & aluminium alloys, unwrought	PSWF	8684100000	138.8 B	138.5 B	141.6 B	137.5 B	135.1 B	137.4 B	143.6 B	114.3 B	112.6 B
Lead	PSWN	8685000000	168.7 F	151.9 F	154.3 F	157.9 F	160.4 F	145.6 F	135.4 F	117.4 F	119.3 F
Miscellaneous non-ferrous base metals employed in metallurgy	PSWQ	8689000000	154.1 B	150.0 B	144.3 B	147.6 B	152.4 B	163.7 B	175.9 B	179.7 B	153.2 B
Tungsten, molybdenum, tantalum and magnesium, unwrought	PHOI	8689100000	155.0	154.4	147.3	150.9	159.2	181.0	189.4	187.7	198.0

For B and F see notes.

5 PRICE INDICES OF COMMODITIES IMPORTED INTO THE UNITED KINGDOM - SITC(R3)

continued

Producer Prices Index: 2005=100

														Annual Average
	2009 Feb	2009 Mar	2009 Apr	2009 May	2009 Jun	2009 Jul	2009 Aug	2009 Sep	2009 Oct	2009 Nov	2009 Dec	2010 Jan		2009
PSTZ	128.8 B	126.6 B	117.5 B	115.3 B	114.8 B	118.3 B	121.4 B	127.3 B	126.7 B	125.0 B	124.9pB	124.9pB	PSTZ	123.2
PSUJ	124.0 F	121.6 F	111.7 F	109.4 F	109.5 F	115.4 F	116.2 F	118.5 F	118.4 F	115.7 F	117.9pF	120.9pF	PSUJ	117.5
PSUM	116.9 B	117.4 B	113.9 F	113.9 F	102.0 F	102.0 F	102.0 F	102.0 F	102.0 F	102.0 F	102.0pF	107.0pF	PSUM	107.9
PSUV	142.8 B	134.7 B	114.8 B	113.4 B	111.7 B	110.8 B	112.2 B	115.4 B	117.0 B	114.7 B	115.6pB	116.3pB	PSUV	121.0
PSUW	138.3	115.6	PSUW	..
PSUX	118.1 B	108.4 B	105.1 B	103.2 B	100.9 B	100.0 B	100.7 B	102.0 B	106.8 B	104.7 B	104.7pB	104.5pB	PSUX	106.2
PSUZ	125.9	117.6	PSUZ	..
PSVA	176.9 B	175.2 B	125.7 F	123.0 F	120.1 F	119.3 F	119.3 F	121.1 F	120.4 F	118.9 F	120.0pF	120.7pF	PSVA	134.8
PSVB	132.2 B	136.7 B	134.0 B	140.9 B	137.3 B	138.0 B	137.5 B	139.8 B	138.5 B	136.6 B	137.1pB	135.9pB	PSVB	136.9
PSVC	151.3 B	153.6 B	145.3 B	137.0 B	137.5 B	139.2 B	144.1 B	146.5 B	147.2rB	144.5 B	142.1pB	138.7pB	PSVC	145.1
PSVD	175.9 B	176.3 B	PSVD	..
PSVF	138.1 B	145.1 B	PSVF	..
PSVG	124.3 F	124.8 F	122.9 B	122.0 B	119.3 B	118.5 B	121.1 B	121.5 B	123.0 B	122.5 B	122.3pB	124.5pB	PSVG	122.2
PSVH	137.1 B	140.9 B	142.5 B	143.6 B	143.3 B	141.3 B	149.3 B	156.3 B	161.7 B	162.4 B	167.4pB	167.6pB	PSVH	148.4
PSVI	180.6 B	185.9 B	178.1 B	175.9 B	177.9 B	165.7 B	170.9 B	171.5 B	189.1 B	191.8 B	201.0pB	206.0pB	PSVI	180.2
PSVQ	127.0	136.3	148.7	152.1	155.9	155.3	171.3	178.6	182.6	188.4	196.4p	204.8p	PSVQ	159.5
PSWA	157.0	163.5	167.2 F	175.2 F	175.3 F	171.8 F	178.4 F	191.3 F	202.0 F	202.3 F	210.5pF	212.8pF	PSWA	178.4
PSWB	97.2 B	94.8 B	102.6 B	110.1 B	116.9 B	121.8 B	143.8 B	137.1 B	140.0 B	131.3 B	132.0pB	139.9pB	PSWB	119.3
PSWE	126.6 B	128.4 B	126.9 F	125.6 F	123.6 F	124.0 F	125.3 F	127.2 F	127.3 F	126.6 F	128.1pF	128.6pF	PSWE	126.5
PSWF	107.5 B	107.9 B	PSWF	..
PSWN	129.6 F	134.3 F	153.0 F	165.5 F	160.6 F	168.5 F	184.0 F	209.3 F	214.2 F	215.9 F	219.6pF	224.3pF	PSWN	172.8
PSWQ	154.0 B	151.9 B	141.2 B	138.4 B	123.4 B	120.8 B	119.8 B	162.3 B	161.8 B	156.5 B	158.0pB	112.0pB	PSWQ	145.1
PHOI	198.6	184.6	PHOI	..

6 PRICE INDICES OF GOODS EXPORTED FROM THE UNITED KINGDOM

Export Prices Index: 2005=100

			2008 May	2008 Jun	2008 Jul	2008 Aug	2008 Sep	2008 Oct	2008 Nov	2008 Dec	2009 Jan
Meat and edible offal											
Meat and edible meat offal - EU	RXOT	0020000100	143.0 F	135.3 F	130.9 F	114.4 F	118.7 F	111.7 F	109.9 F	117.4 F	123.9 F
Fish & crustaceans, molluscs & other aquatic invertebrates											
Fish & crustaceans, molluscs & other aquatic invertebrates - EU	RXPFP	0030000100	115.4	116.7	115.6 B	114.2 B	123.2 B	122.9 B	129.4 B	136.6 B	136.7 B
Fish & crustaceans, molluscs & other aquatic invertebrates - NEU	RXPFG	0030000200	91.1 B	91.0 B	90.1 B	94.3 B	99.5 B	103.3 B	127.4 B	132.1 B	131.3 B
Dairy produce											
Dairy produce; birds' eggs; natural honey; edible products of an animal origin not elsewhere specified - NEU	RXOW	0040000200	125.5 B	125.5 B	125.3 F	126.4 F	127.8 F	128.8 F	134.5 F	140.9 F	142.2 F
Preparation of cereals, flour, starch or milk											
Preparations of cereals, flour, starch or milk; pastry cooks' products - EU	RXPHE	0190000100	123.8	124.2	124.9 B	124.7 B	125.3 B	124.6 B	129.7 B	138.9 B	144.0 B
Preparations of cereals, flour, starch or milk; pastry cooks' products - NEU	RXPFI	0190000200	110.1	110.1	109.9 B	111.7 B	113.8 B	115.6 B	121.3 B	123.3 B	127.5 B
Miscellaneous edible preparations											
Miscellaneous edible preparations - EU	RXOX	0210000100	123.1 B	123.2 B	123.7	122.8	123.5	124.5	131.0	140.0	133.8
Miscellaneous edible preparations - NEU	RXOY	0210000200	94.0 B	94.2 B	94.3 B	94.6 B	94.9 B	95.3 B	99.1 B	104.4 B	94.1 B
Beverages, spirits & vinegar											
Beverages, spirits & vinegar - EU	PORP	0220000100	123.4 B	123.4 B	126.1 B	125.9 B	126.6 B	125.4 B	129.7 B	137.5 B	140.0 B
Beverages, spirits & vinegar - NEU	PORQ	0220000200	110.6 F	110.5 F	110.3 B	111.8 B	113.2 B	115.0 B	118.1 B	119.3 B	103.6 B
Inorganic chemicals											
Iron & cobalt oxides, hydroxides and commercial cobalt oxides - EU	POSO	0282000100	251.7 F	237.1 F	235.8 F	201.7 F	204.8 F	211.3 F	181.3 F	153.9 F	149.2 F
Iron & cobalt oxides & hydroxides; commercial cobalt oxides - NEU	POSP	0282000200	168.2 F	156.9 F	168.7 F	169.0 F	166.4 F	167.9 F	168.1 F	158.5 F	154.5 F
Organic chemicals											
Hydrocarbons, phenols & their halogenated, sulphanated and nitrated derivatives - EU	POTK	0290000100	142.3 B	140.5 B	147.8 B	146.6 B	151.9 B	147.8 B	148.6 B	126.4 B	118.3 B
Hydrocarbons, phenols & their halogenated, sulphanated and nitrated derivatives - NEU	POTL	0290000200	105.7 B	105.9 B	107.4 B	108.2 B	111.1 B	112.6 B	118.2 B	119.9 B	123.6 B
Aldehyde, ketone & quinine functions compounds, carboxylic acids and their anhydrides - EU	POVA	0291000100	118.1 B	124.2 B	133.2 B	123.7 B	120.4 B	117.7 B	115.6 B	111.7 B	110.2 B
Aldehyde, ketone & quinine functions compounds, carboxylic acids and their anhydrides - NEU	POVB	0291000200	113.1 F	113.0 F
Nitrogen-function compounds - EU	POWC	0292000100	126.1 B	127.1 B	127.4 B	126.7 B	129.5 B	136.4 B	135.5 B	139.0 B	132.5 B
Nitrogen-function compounds - NEU	POWD	0292000200	95.5 B	95.5 B	95.4 F	95.6 F	96.5 F	98.6 F	105.6 F	106.2 F	105.4 F
Organo-inorganic, heterocyclic compounds, provitamins, vitamins and hormones - EU	POWQ	0293000100	95.1 B	98.3 B	98.4 F	100.1 F	100.6 F	95.4 F	97.2 F	103.2 F	104.9 F
Sugars, chemically pure (excl sucrose, lactose, maltose, glucose and fructose), sugar ethers, sugar acetals and sugar esters, and their salts - EU	POXS	0294000100	130.1 F	130.1 F	130.1 F	130.1 F	130.1 F	130.1 F	130.1 F	130.1 F	130.1 F
Sugars, chemically pure (excl sucrose, lactose, maltose, glucose and fructose), sugar ethers, sugar acetals and sugar esters, and their salts - NEU	POXT	0294000200	112.9 F	112.9 F	112.3 F	115.3 F	118.3 F	122.9 F	129.7 F	132.2 F	134.1 F

EU - Exported within the European Union.
NEU - Exported outside of the European Union.

For B and F see notes.

6 PRICE INDICES OF GOODS EXPORTED FROM THE UNITED KINGDOM

continued

Export Prices Index: 2005=100

	2009 Feb	2009 Mar	2009 Apr	2009 May	2009 Jun	2009 Jul	2009 Aug	2009 Sep	2009 Oct	2009 Nov	2009 Dec	2010 Jan	Annual Average	2009
RXOT	125.6 F	135.4 F	141.7 F	147.3 F	140.9 F	RXOT	..
RXPF	133.1 B	134.0 B	132.3 B	124.6 B	122.4 B	122.3 B	122.2 B	124.4 B	129.7 B	126.3 B	126.1pB	122.2pB	RXPF	127.8
RXPG	126.1 B	125.8 B	120.9 B	118.9 B	114.6 B	121.2 F	108.6 F	107.3 F	106.0 F	104.5 F	111.0pF	116.0pF	RXPG	116.4
RXOW	139.7 F	143.4 F	139.2 F	136.3 F	131.8 F	132.1 F	134.5 F	134.2 F	136.1 F	133.9 F	134.2pF	135.2pF	RXOW	136.5
RXPH	140.0 B	143.4 B	140.3 B	138.9 B	134.6 B	135.1 B	135.8 B	139.4 B	142.0 B	139.8 B	139.9pB	138.0pB	RXPH	139.4
RXPI	127.3 B	128.2 B	126.4 B	124.7 B	121.3 B	121.6 B	121.7 B	122.3 B	123.0 B	122.0 B	122.9pB	123.6pB	RXPI	124.1
RXOX	130.5	135.6	132.7	130.0	126.3	126.8 B	127.1 B	127.4 B	129.4 B	128.1 B	128.2pB	167.8pB	RXOX	129.7
RXOY	93.0 B	94.4 B	92.6 B	92.4 B	90.1 B	90.2 B	90.4 B	89.3 B	90.3 B	89.4 B	89.7pB	96.2pB	RXOY	91.3
PORP	138.5 B	141.7 B	139.4 B	138.4 B	135.1 B	134.5 B	134.7 B	137.5 B	140.3 B	138.3 B	138.4pB	136.7pB	PORP	138.1
PORQ	103.7 B	104.4 B	103.2 B	101.7 B	99.9 B	99.9 B	99.6 B	99.6 B	99.9 B	99.2 B	99.8pB	100.6pB	PORQ	101.2
POSO	147.8 F	146.0 F	145.7 F	145.6 F	157.8 F	156.9 F	164.4 F	167.5 F	171.5 F	167.7 F	167.0pF	183.5pF	POSO	157.3
POSP	149.5 F	155.4 F	147.7 F	147.7 F	151.8 F	149.9 F	153.4 F	148.9 F	154.7 F	150.2 F	153.7pF	166.7pF	POSP	151.5
POTK	114.5 B	127.0 B	122.1 B	120.8 B	130.3 B	POTK	..
POTL	121.3 B	125.2 B	122.0 B	119.7 B	115.6 B	134.1 F	143.2 F	152.6 F	142.4 F	135.7 F	139.1pF	137.8pF	POTL	131.2
POVA	104.1 B	113.7 B	113.1 B	111.8 B	108.2 B	104.6 F	104.9 F	107.5 F	109.4 F	108.2 F	108.4pF	108.6pF	POVA	108.7
POVB	POVB	..
POWC	124.3 B	111.1 B	114.4 B	114.7 B	115.2 B	124.0 F	124.1 F	125.7 F	126.9 F	126.1 F	126.1pF	125.6pF	POWC	122.1
POWD	104.1 F	101.6 F	101.9 F	101.4 F	101.1 F	POWD	..
POWQ	106.1 F	109.0 F	106.4 F	105.8 F	106.1 F	106.3 F	106.6 F	109.3 F	111.3 F	110.0 F	110.2pF	109.4pF	POWQ	107.7
POXS	130.1 F	130.1 F	130.1 F	130.1 F	130.1 F	POXS	..
POXT	134.5 F	136.1 F	132.9 F	129.2 F	124.8 F	124.8 F	124.0 F	125.2 F	125.6 F	123.8 F	125.3pF	125.9pF	POXT	128.4

6 PRICE INDICES OF GOODS EXPORTED FROM THE UNITED KINGDOM

continued

Export Prices Index: 2005=100

			2008 May	2008 Jun	2008 Jul	2008 Aug	2008 Sep	2008 Oct	2008 Nov	2008 Dec	2009 Jan
Pharmaceutical products											
Pharmaceutical products - EU	POXW	0300000100	105.7 B	105.7 B
Pharmaceutical products - NEU	POXX	0300000200	98.6	97.8	97.2	98.9	101.9	107.4	115.9	122.4	125.8
Tanning & dyeing extracts; dyes, pigments, paints & varnishes; inks & putty - EU	POXY	0320000100	116.3 F	112.8 F	111.6 F	110.8 F	113.8 F	118.9 F	121.4 F
Essential oils & resinoids, perfumes or toilet preparations - EU	RWEP	0330000100	113.0	113.0	113.5 B	113.6 B	112.4 B	111.5 B	114.8 B	123.4 B	125.1 B
Essential oils & resinoids, perfume and toilet preparations - NEU	RWEQ	0330000200	100.6 B	100.5 B	100.2 B	101.9 B	103.4 B	105.6 B	110.2 B	111.2 B	112.3 B
Soap, organic surface acting agents, washing preparations, artificial waxes											
Soap, organic surface active agents, washing preparations, artificial waxes - EU	POYA	0340000100	125.7 B	125.7 B	133.2 B	133.2 B	134.0 B	132.8 B	139.3 B	150.7 B	152.2 B
Soap, organic surface active agents, washing preparations, artificial waxes - NEU	POYB	0340000200	106.9 B	106.7 B	106.9 B	109.4 B	112.4 B	117.8 B	123.7 B	127.2 B	128.7 B
Albuminoidal substances modified starches; glues; enzymes - EU	POYC	0350000100	105.2	105.2	105.1 B	105.3 B	105.8 B	104.9 B	108.4 B	114.5 B	115.8 B
Albuminoidal substances modified starches; glues; enzymes - NEU	POYD	0350000200	107.2 B	107.0 B	106.4 B	110.1 B	115.9 B	125.6 B	135.6 B	141.6 B	144.6 B
Photographic and cinematographic goods											
Photographic or cinematographic goods - EU	POYG	0370000100	124.5 F	124.5 F	124.7 F	124.7 F	125.5 F	123.7 F	130.6 F	142.4 F	144.1 F
Chemical products											
Miscellaneous chemical products - EU	POYI	0380000100	111.2 F	111.1 F	110.5 B	116.4 B	116.9 B	116.4 B	118.9 B	121.9 B	121.4 B
Miscellaneous chemical products - NEU	POYJ	0380000200	94.4 B	94.2 B	94.1 B	97.7 B	102.0 B	106.2 B	111.3 B	114.8 B	115.5 B
Other miscellaneous chemical products - EU	POYK	0381000100	100.2 B	100.0 B	99.1 B	102.5 B	105.3 B	108.6 B	116.2 B	121.3 B	125.0 B
Other miscellaneous chemical products - NEU	POYL	0381000200	116.1 B	116.0 B	115.3 B	121.0 B	126.1 B	133.1 B	143.8 B	147.8 B	151.4 B
Prepared culture media; diagnostic or laboratory reagents; binders for foundry moulds - EU	POYM	0382000100	108.2 B	108.2 B	112.7 B	116.1 B	117.3 B	114.3 B	116.6 B	119.5 B	121.0 B
Prepared culture media; diagnostic or laboratory reagents; binders for foundry moulds - NEU	POYN	0382000200	100.8 B	100.7 B	100.3 B	104.4 B	109.0 B	112.9 B	122.2 B	135.9 B	145.4 B
Plastics and articles thereof											
Plastics in primary forms - EU	RWCQ	0390000100	127.2 B	127.3 B	130.1 B	130.9 B	131.9 B	127.7 B	129.6 B	135.2 B	137.1 B
Plastics in primary forms - NEU	RWCR	0390000200	112.0 B	112.1 B	97.3 B	117.9 B	119.8 B	121.5 B	126.4 B	128.1 B	129.2 B
Semi manufactured plastics & articles thereof - EU	POYO	0391000100	114.2 B	114.2 B	114.2 B	114.5 B	116.1 B	117.0 B	122.3 B	128.3 B	129.8 B
Semi manufactured plastics & articles thereof - NEU	POYP	0391000200	101.0 B	100.6 B	100.5 B	102.9 B	105.5 B	109.4 B	115.1 B	117.3 B	119.4 B
Other semi manufactured plastics & articles thereof - EU	POYQ	0392000100	115.8 B	116.3 B	116.9 B	119.2 B	120.5 B	119.6 B	124.3 B	129.6 B	130.4 B
Other semi manufactured plastics & articles thereof - NEU	POYR	0392000200	109.3 B	107.5 B	106.6 B	111.8 B	113.3 B	113.9 B	117.7 B	116.0 B	117.1 B
Rubber products											
Rubber - EU	RWER	0401000100	99.0 B	99.1 B	99.1 B	99.2 B	99.5 B	98.9 B	101.6 B	105.9 B	106.5 B
Rubber - NEU	RWES	0401000200	100.2 B	100.2 B	99.6 B	102.4 B	105.7 B	111.8 B	118.2 B	120.6 B	122.8 B

EU - Exported within the European Union.
NEU - Exported outside of the European Union.

For B and F see notes.

6 PRICE INDICES OF GOODS EXPORTED FROM THE UNITED KINGDOM

continued

Export Prices Index: 2005=100

	2009 Feb	2009 Mar	2009 Apr	2009 May	2009 Jun	2009 Jul	2009 Aug	2009 Sep	2009 Oct	2009 Nov	2009 Dec	2010 Jan	Annual Average	2009
POXW	111.1 B	111.6 B	113.8 B	115.5 B	114.2 B	114.2pB	113.5pB	POXW	..
POXX	124.4	123.5	120.3	118.3	113.4	114.0	113.6	116.1	117.8	116.6	117.6p	118.1p	POXX	118.4
POXY	119.9 F	123.4 F	120.8 F	119.7 F	116.5 F	117.0 F	117.2 F	120.4 F	122.9 F	121.1 F	121.1pF	120.6pF	POXY	120.1
RWEP	122.6 B	125.3 B	123.3 B	122.4 B	119.7 B	120.1 B	120.1 B	123.2 B	125.1 B	123.5 B	123.5pB	122.0pB	RWEP	122.8
RWEQ	112.0 B	112.6 B	110.9 B	109.4 B	107.1 B	107.3 B	107.2 B	108.3 B	109.9 B	108.9 B	109.3pB	109.6pB	RWEQ	109.6
POYA	148.1 B	152.7 B	149.7 B	149.1 B	144.9 B	145.6 B	145.9 B	150.2 B	153.6 B	150.6 B	150.6pB	148.7pB	POYA	149.4
POYB	131.9 B	132.9 B	131.0 B	128.1 B	125.7 B	127.3 B	127.2 B	127.9 B	128.4 B	124.0 B	124.8pB	125.2pB	POYB	128.2
POYC	113.4 B	116.0 B	114.2 B	113.4 B	110.8 B	111.1 B	111.2 B	113.4 B	115.0 B	113.6 B	113.8pB	112.5pB	POYC	113.5
POYD	144.0 B	144.3 B	139.7 B	133.3 B	124.4 B	125.1 B	124.7 B	128.4 B	128.4 B	126.2 B	127.9pB	127.5pB	POYD	132.6
POYG	139.7 F	144.8 F	141.1 F	139.3 F	134.9 F	135.6 F	135.9 F	140.5 F	145.0 F	142.5 F	142.5pF	140.4pF	POYG	140.5
POYI	120.4 B	123.5 B	122.5 B	121.9 B	120.8 B	POYI	..
POYJ	115.6 B	119.8 B	117.4 B	114.7 B	110.4 B	POYJ	..
POYK	122.9 B	126.4 B	123.2 B	119.6 B	114.5 B	114.5 B	114.7 B	116.9 B	118.3 B	116.1 B	117.4pB	120.3pB	POYK	119.1
POYL	155.4 B	157.8 B	152.8 B	147.0 B	140.1 B	140.2 B	139.6 B	141.3 B	142.4 B	139.6 B	142.6pB	143.4pB	POYL	145.8
POYM	120.0 B	121.5 B	120.3 B	119.5 B	117.9 B	110.6 B	110.6 B	112.2 B	113.3 B	112.4 B	112.5pB	112.2pB	POYM	116.0
POYN	145.6 B	147.5 B	143.9 B	139.4 B	134.5 B	134.8 B	133.7 B	136.6 B	137.3 B	135.0 B	137.7pB	138.2pB	POYN	139.3
RWCQ	135.9 B	138.6 B	133.9 B	131.2 B	127.1 B	123.3 B	116.6 B	117.7 B	121.8 B	122.4 B	121.3pB	122.6pB	RWCQ	127.2
RWCR	129.5 B	130.9 B	128.5 B	127.5 B	125.5 B	108.5 B	105.4 B	108.0 B	108.3 B	104.6 B	110.3pB	111.8pB	RWCR	118.0
POYO	127.4 B	130.3 B	128.7 B	128.1 B	125.3 B	125.4 B	125.8 B	128.4 B	130.2 B	128.7 B	128.6pB	127.0pB	POYO	128.1
POYP	120.2 B	123.6 B	122.6 B	119.6 B	116.4 B	116.4 B	115.8 B	116.7rB	117.1 B	119.8 B	121.4pB	121.9pB	POYP	119.1
POYQ	127.3 B	130.1 B	127.8 B	127.3 B	124.0 B	124.0 B	124.6 B	127.4 B	130.0 B	129.0 B	128.9pB	127.9pB	POYQ	127.6
POYR	115.6 B	117.6 B	116.6 B	115.3 B	113.7 B	113.9 B	113.8 B	115.5 B	116.6 B	115.1 B	115.8pB	116.1pB	POYR	115.5
RWER	105.0 B	108.0 B	106.6 B	105.8 B	111.1 B	111.3 B	111.3 B	112.9 B	114.2 B	113.4 B	113.4pB	112.7pB	RWER	110.0
RWES	123.2 B	124.7 B	122.1 B	119.1 B	114.9 B	114.8 B	114.2 B	115.4 B	115.7 B	114.1 B	116.6pB	117.0pB	RWES	118.1

6 PRICE INDICES OF GOODS EXPORTED FROM THE UNITED KINGDOM

continued

Export Prices Index: 2005=100

			2008 May	2008 Jun	2008 Jul	2008 Aug	2008 Sep	2008 Oct	2008 Nov	2008 Dec	2009 Jan
Paper and paperboard											
Paper, paperboard & articles of paper pulp - EU	RWET	0480000100	122.4 B	122.5 B	122.7 B	122.7 B	123.5 B	122.0 B	128.3 B	139.1 B	141.4 B
Paper and paperboard, coated on one or both sides, with or without a binder and with no other coating - EU	PWVE	0481000100	119.0 B	119.0 B	121.4 B	121.8 B	122.5 B	121.2 B	127.9 B	136.4 B	136.1 B
Paper and paperboard, coated on one or both sides, with or without a binder, and with no other coating - NEU	PWVF	0481000200	109.1 B	109.1 B	109.1 B	110.5 B	111.8 B	111.6 B	112.5 B	113.5 B	113.5 B
Printing & publishing											
Printed books, newspapers and other products - EU	PWVG	0490000100	109.6 B	109.9 B	110.3	111.1	111.6	110.7	114.1	119.6	119.7
Printed books, newspapers and other products - NEU	PWVH	0490000200	101.3 B	101.3 B	101.2 B	101.8 B	102.3 B	103.4 B	105.1 B	105.6 B	106.2 B
Wool, fine or coarse animal hair, horsehair yarn and woven fabrics											
Wool, fine or coarse animal hair - EU	POYS	0510000100	106.9 F	106.5 F	105.5 F	105.0 F	106.5 F	107.6 F	108.0 F	108.2 F	109.0 F
Wool, fine or coarse animal hair - NEU	POYT	0510000200	103.5 F	102.8 F	101.7 F	105.7 F	109.0 F	118.3 F	121.8 F	128.2 F	123.4 F
Horsehair yarn and woven fabrics - EU	POYU	0511000100	114.7 B	114.4 B	114.5 B	114.8 B	116.0 B	113.5 B	119.5 B	127.1 B	130.1 B
Horsehair yarn and woven fabric - NEU	POYV	0511000200	106.9 B	106.9 B	106.9 B	107.0 B	107.8 B	110.9 B	116.1 B	116.6 B	117.3 B
Man-made fibres											
Man-made filaments - EU	RWEV	0540000100	114.7 B	114.7 B	114.7 B	114.8 B	115.7 B	114.5 B	120.3 B	131.2 B	133.0 B
Man-made filaments - NEU	RWEW	0540000200	101.3 B	101.2 B	100.4 B	90.6 B	93.4 B	98.0 B	105.8 B	106.7 B	111.4 B
Special woven fabrics											
Special woven fabrics, tufted textile fabrics, lace, tapestries and trimmings - EU	POYW	0580000100	108.2 B	108.6 B	109.1 B	108.0 B	108.9 B	108.1 B	112.4 B	119.6 B	122.0 B
Special woven fabrics, tufted textile fabrics, lace, tapestries and trimmings - NEU	POYX	0580000200	102.4 B	103.0 B	102.8 B	103.2 B	104.3 B	104.8 B	107.4 B	108.7 B	110.2 B
Articles of apparel and clothing accessories											
Articles of apparel and clothing accessories, not knitted or crocheted - EU	PWVI	0620000100	119.8 B	119.2 B	119.4 B	119.4 B	120.1 B	118.4 B	124.0 B	135.0 B	135.9 B
Articles of apparel and clothing accessories, not knitted or crocheted - NEU	PWVJ	0620000200	101.1 B	99.6 B	99.2 B	101.0 B	102.7 B	109.8 B	115.3 B	117.8 B	125.4 B
Footwear											
Footwear - EU	RWEZ	0640000100	101.6 B	101.3 B	104.1 B	102.4 B	101.5 B	98.3 B	100.0 B	103.1 B	108.8 B
Footwear - NEU	RWFA	0640000200	104.0 B	104.1 B	103.9 B	105.4 B	106.7 B	109.5 B	113.4 B	115.3 B	116.5 B
Goods of siliceous fossil meals or of similar earths & refractory goods											
Goods of siliceous fossil meals or of similar earths & refractory goods - EU	RXPB	0691000100	113.3	113.6	114.0	118.6	119.0	118.3	121.3	126.4	126.3
Goods of siliceous fossil meals or of similar earths & refractory goods - NEU	RXPC	0691000200	111.4	111.2	113.1	113.9	115.2	115.4	117.9	118.7	119.5

EU - Exported within the European Union.
NEU - Exported outside of the European Union.

For B and F see notes.

6 PRICE INDICES OF GOODS EXPORTED FROM THE UNITED KINGDOM

continued

Export Prices Index: 2005=100

	2009 Feb	2009 Mar	2009 Apr	2009 May	2009 Jun	2009 Jul	2009 Aug	2009 Sep	2009 Oct	2009 Nov	2009 Dec	2010 Jan	Annual Average	2009
RWET	139.2 B	143.6 B	140.1 B	138.4 B	133.4 B	134.0 B	134.3 B	138.3 B	141.7 B	139.3 B	139.3pB	138.1pB	RWET	138.6
PWVE	131.2 B	136.9 B	133.6 B	131.9 B	128.5 B	127.5 B	128.1 B	130.6 B	132.4 B	131.2 B	131.4pB	130.9pB	PWVE	131.6
PWVF	113.8 B	114.5 B	112.4 B	112.1 B	111.5 B	111.6 B	112.9 B	113.7 B	114.3 B	113.9 B	114.1pB	114.5pB	PWVF	113.2
PWVG	117.4	119.3	117.9	117.6	115.6	115.9	115.8	118.1	119.9	122.1	121.6p	120.5p	PWVG	118.4
PWVH	105.7 B	105.8 B	105.2 B	108.6 B	107.7 B	107.7 B	107.6 B	107.6 B	108.1 B	107.8 B	108.1pB	108.9pB	PWVH	107.2
POYS	105.7 F	106.4 F	105.6 F	106.4 F	104.8 F	POYS	..
POYT	119.8 F	122.5 F	119.4 F	119.3 F	114.8 F	116.3 F	114.7 F	116.1 F	117.1 F	117.5 F	120.0pF	123.1pF	POYT	118.4
POYU	127.3 B	130.4 B	128.2 B	127.0 B	124.1 B	124.5 B	124.3 B	130.2 B	131.4 B	130.1 B	130.1pB	129.4pB	POYU	128.1
POYV	116.8 B	117.0 B	116.8 B	117.2 B	116.9 B	116.9 B	117.0 B	117.8 B	116.3 B	116.3 B	117.3pB	116.5pB	POYV	117.0
RWEV	126.3 B	134.9 B	126.8 B	125.3 B	121.1 B	121.8 B	122.1 B	126.3 B	129.6 B	127.3 B	118.0pB	118.0pB	RWEV	126.0
RWEW	111.5 B	112.8 B	106.9 B	103.1 B	98.5 B	99.0 B	98.5 B	104.3 B	107.5 B	105.9 B	107.2pB	109.3pB	RWEW	105.6
POYW	120.4 B	124.6 B	122.3 B	119.4 B	116.6 B	117.0 B	117.2 B	121.2 B	123.7rB	122.0 B	121.9pB	120.6pB	POYW	120.7
POYX	110.1 B	111.1 B	110.4 B	109.5 B	109.1 B	109.1 B	109.2 B	109.8 B	110.6 B	109.9 B	110.4pB	110.8pB	POYX	110.0
PWVI	132.8 B	137.6 B	133.2 B	131.6 B	127.4 B	127.4 B	127.6 B	132.0 B	132.2 B	130.0 B	129.8pB	128.0pB	PWVI	131.5
PWVJ	126.2 B	126.7 B	124.1 B	119.8 B	116.5 B	116.7 F	116.1 F	117.2 F	117.6 F	116.4 F	117.5pF	117.6pF	PWVJ	120.0
RWEZ	108.7 B	106.7 B	107.7 B	113.9 B	111.9 B	112.0 B	112.1 B	113.1 B	113.7 B	113.1 B	113.1pB	112.2pB	RWEZ	111.2
RWFA	116.4 B	116.8 B	113.5 B	112.0 B	111.1 B	116.8 B	116.4 B	117.0 B	117.3 B	115.0 B	115.8pB	116.2pB	RWFA	115.4
RXPB	125.7	127.8	126.7	126.0	123.9	124.2 B	124.3 B	126.3 B	127.8 B	126.7 B	126.9pB	126.6pB	RXPB	126.1
RXPC	119.3	119.7	119.0	117.7	116.3	116.3 B	115.4 B	115.9 B	116.3 B	115.7 B	117.1pB	116.9pB	RXPC	117.3

6 PRICE INDICES OF GOODS EXPORTED FROM THE UNITED KINGDOM

continued

Export Prices Index: 2005=100

			2008 May	2008 Jun	2008 Jul	2008 Aug	2008 Sep	2008 Oct	2008 Nov	2008 Dec	2009 Jan
Glass & glassware											
Glass & glassware - EU	RXPD	0701000100	111.6 B	111.5 B	111.6 B	111.6 B	112.3 B	110.5 B	116.2 B	124.7 B	131.4 B
Glass & glassware - NEU	RXPE	0701000200	104.2 B	104.1 B	103.6 B	105.2 B	107.2 B	109.7 B	114.9 B	116.8 B	118.5 B
Pearls, precious and semi precious stones and metals											
Iron and steel - EU	POYZ	0720000100	193.9 B	198.3 B	208.1 B	198.5 B	179.4 B	130.7 B	120.6 B	133.0 B	143.8 B
Iron and steel - NEU	POZA	0720000200	164.8 B	163.5 B	160.3 B	138.8 B	121.2 B	101.4 B	85.4 B	84.3 B	96.0 B
Flat-rolled products of iron or non-alloy steel, of a width of 600mm or more, clad, plated or coated - EU	RWGE	0721000100	113.9 B	119.5 B	122.4 B	127.7 B	129.1 B	125.9 B	132.7 B	138.7 B	151.4 B
Flat-rolled products of iron or non-alloy steel, of a width of 600mm or more, clad, plated or coated - NEU	RWFB	0721000200	114.0 F	116.8 F	117.2 F	136.5 F	137.9 F	130.1 F	137.6 F	149.6 F	133.7 F
Articles of iron & steel											
Articles of iron & steel - EU	RWFC	0730000100	143.7 B	132.4 B	133.1 B	134.0 B	134.0 B	134.3 B	138.2 B	149.9 B	135.8 B
Articles of iron & steel - NEU	RWFD	0730000200	124.2 B	127.9 B	130.6 B	134.3 B	135.7 B	138.0 B	139.8 B	141.5 B	142.1 B
Tanks, casks, drums, cans, boxes & similar containers, for any material of iron or steel - EU	RWFE	0731000100	121.3 B	121.5 B	122.4 B	121.9 B	127.9 B	128.0 B	133.0 B	139.3 B	162.2 B
Tanks, casks, drums, cans, boxes and similar containers, for any material of iron and steel - NEU	RWFF	0731000200	129.8 B	132.5 B	132.8 B	137.1 B	144.5 B	152.8 B	159.8 B	163.1 B	139.9 B
Articles of iron & steel including table, kitchen or other household articles; other cast articles - EU	POZB	0732000100	129.1 B	130.3 B	132.9 B	133.2 B	136.7 B	133.4 B	137.8 B	145.7 B	142.8 B
Articles of iron & steel including table, kitchen or other household articles; other cast articles - NEU	POZC	0732000200	114.7 B	115.3 B	115.8 B	117.0 B	118.6 B	113.8 B	117.4 B	119.6 B	120.1 B
Articles of copper											
Copper and articles thereof - EU	POZD	0741000100	127.1 B	126.8 B	126.9 B	126.6 B	125.7 B	119.3 B	122.1 B	127.9 B	119.4 B
Copper and articles thereof - NEU	POZE	0741000200	127.2 B	130.4 B	130.5 B	128.7 B	132.4 B	132.3 B	139.7 B	141.9 B	131.3 B
Aluminium and articles thereof											
Metal core & scrap - EU	RWFG	0760000100	140.2 B	139.9 B	140.6 B	142.6 B	139.9 B	137.6 B	142.4 B	146.8 B	148.1 B
Metal core & scrap - NEU	RWFFH	0760000200	133.7 B	129.5 B	129.1 B	135.0 B	91.8 B	86.2 B	93.9 B	93.4 B	92.0 B
Aluminium and articles thereof - EU	POZF	0761000100	106.8 B	106.9 B	107.3 B	107.3 B	107.7 B	105.5 B	109.4 B	113.8 B	113.2 B
Tools, implements, cutlery, spoons & forks of base metal											
Tools, implements, cutlery, spoons & forks of base metal - EU	RXPN	0820000100	113.2 B	113.5 B	114.0 B	114.2 B	114.5 B	114.5 B	116.9 B	120.2 B	120.9 B
Tools, implements, cutlery, spoons & forks of base metal - NEU	RXPo	0820000200	102.3 B	102.9 B	102.8 B	103.8 B	104.9 B	106.8 B	109.3 B	110.3 B	113.5 B
Miscellaneous base metals											
Miscellaneous articles of base metal - EU	POZH	0830000100	115.8 B	116.0 B	116.1 B	115.6 B	116.2 B	115.7 B	120.9 B	129.8 B	131.6 B
Miscellaneous articles of base metal - NEU	POZI	0830000200	109.8 F	109.8 F	109.4 F	111.1 F	113.0 F	118.3 F	124.9 F	126.5 F	127.6 F
Nuclear reactors, boilers, machinery & mechanical appliances; parts thereof											
Turbines; spark & compression ignition, combustion piston engines & parts thereof - EU	POZL	0840000100	111.2 B	111.2 B	111.3 B	111.3 B	111.7 B	110.8 B	114.0 B	119.0 B	120.1 B
Turbines; spark & compression ignition, combustion piston engines & parts thereof - NEU	POZM	0840000200	119.2 F	119.1 F	117.7 F	120.6 F	123.8 F	127.4 F	136.5 F	143.4 F	147.1 F
Hydraulic turbines, water wheels and regulators - EU	POZN	0841000100	123.7 B	124.2 B	124.3 B	124.8 B	125.6 B	125.5 B	127.2 B	130.0 B	133.2 B
Hydraulic turbines, water wheels and regulators - NEU	POZO	0841000200	117.8 B	117.9 B	117.6 B	119.1 B	120.9 B	122.3 B	125.4 B	126.9 B	128.8 B

EU - Exported within the European Union.
NEU - Exported outside of the European Union.

For B and F see notes.

6 PRICE INDICES OF GOODS EXPORTED FROM THE UNITED KINGDOM

continued

Export Prices Index: 2005=100

													Annual Average	
	2009 Feb	2009 Mar	2009 Apr	2009 May	2009 Jun	2009 Jul	2009 Aug	2009 Sep	2009 Oct	2009 Nov	2009 Dec	2010 Jan		2009
RXPD	127.9 B	132.2 B	129.2 B	128.0 B	123.6 B	122.3 B	123.7 B	127.9 B	130.7 B	128.3 B	128.2pB	127.1pB	RXPD	127.8
RXPE	118.8 B	120.1 B	118.0 B	116.9 B	113.7 B	113.9 B	114.8 B	117.0 B	119.4 B	117.3 B	118.2pB	122.2pB	RXPE	117.2
POYZ	129.6 B	118.1 B	119.7 B	120.5 B	116.8 B	118.7 B	119.1 B	128.2 B	130.8 B	127.0 B	136.3pB	137.5pB	POYZ	125.7
POZA	88.7 B	107.5 B	75.9 B	77.4 B	84.7 B	86.1 B	94.5 B	95.2 B	96.8 B	94.4 B	93.8pB	98.7pB	POZA	90.9
RWGE	139.8 B	144.0 B	136.9 B	133.6 B	131.2 B	119.2 B	118.9 B	122.6 B	126.6 B	125.6 B	124.5pB	122.9pB	RWGE	131.2
RWFB	129.3 F	132.7 F	117.2 F	110.3 F	107.3 F	101.9 B	102.5 B	105.6 B	113.9 B	114.6 B	111.8pB	111.8pB	RWFB	115.1
RWFC	134.0 B	136.4 B	135.2 B	131.6 B	131.4 B	132.1 B	132.4 B	132.2 B	133.3 B	132.9 B	132.5pB	131.4pB	RWFC	133.3
RWFD	143.3 B	144.1 B	142.3 B	139.9 B	138.0 B	139.3 B	139.9 B	141.1 B	142.9 B	149.0 B	150.6pB	151.2pB	RWFD	142.7
RWFE	161.7 B	164.6 B	162.3 B	161.6 B	155.6 B	161.6 B	161.8 B	164.3 B	166.8 B	165.0 B	165.0pB	159.2pB	RWFE	162.7
RWFF	140.5 B	142.1 B	138.5 B	134.9 B	129.9 B	129.8 B	128.8 B	134.5 B	134.9 B	133.0 B	134.5pB	135.0pB	RWFF	135.1
POZB	137.3 B	141.3 B	138.6 B	139.9 B	136.8 B	137.6 B	134.6 B	137.7 B	140.1 B	135.3 B	135.3pB	134.2pB	POZB	138.1
POZC	118.8 B	119.6 B	128.4 B	128.3 B	127.1 B	127.4 B	117.6 B	117.9 B	119.5 B	119.5 B	119.4pB	119.0pB	POZC	122.0
POZD	115.5 B	117.8 B	115.8 B	115.7 B	111.9 B	112.6 B	115.2 B	120.6 B	122.9 B	121.1 B	120.8pB	128.6pB	POZD	117.4
POZE	130.6 B	134.5 B	132.7 B	133.6 B	131.4 B	129.3 B	128.7 B	130.3 B	133.1 B	129.6 B	130.3pB	148.5pB	POZE	131.3
RWFG	127.1 B	129.9 B	125.4 B	125.2 B	121.6 B	123.1 B	124.3 B	137.0 B	135.3 B	133.0 B	135.0pB	134.0pB	RWFG	130.4
RWFH	83.0 B	82.1 B	94.9 B	93.0 B	88.8 B	92.6 B	99.3 B	102.3 B	104.9 B	102.6 B	103.4pB	103.6pB	RWFH	94.9
POZF	111.0 B	114.2 B	109.4 B	108.0 B	105.9 B	106.2 B	106.2 B	108.3 B	105.4 B	103.6 B	103.9pB	102.7pB	POZF	107.9
RXPN	119.4 B	121.0 B	119.7 B	119.0 B	117.4 B	117.6 B	117.7 B	119.3 B	120.4 B	119.6 B	119.6pB	118.9pB	RXPN	119.3
RXPO	113.6 B	114.1 B	113.0 B	111.5 B	110.0 B	110.4 B	110.2 B	110.9 B	111.2 B	110.5 B	111.1pB	111.5pB	RXPO	111.7
POZH	141.8 B	149.0 B	145.7 B	144.3 B	140.3 B	140.9 B	141.1 B	145.2 B	148.4 B	146.1 B	146.1pB	144.1pB	POZH	143.4
POZI	137.7 F	139.8 F	137.4 F	134.7 F	131.4 F	131.4 B	130.8 B	131.6 B	131.9 B	130.2 B	131.7pB	132.1pB	POZI	133.0
POZL	119.5 B	121.7 B	120.1 B	119.4 B	117.4 B	117.7 B	117.9 B	119.8 B	121.4 B	120.3 B	120.3pB	119.5pB	POZL	119.6
POZM	146.7 F	149.3 F	145.3 F	141.1 F	135.6 F	135.6 B	134.8 B	135.2 B	136.1 B	133.7 B	135.5pB	135.5pB	POZM	139.7
POZN	132.2 B	133.4 B	132.5 B	132.0 B	130.9 B	130.6 B	130.6 B	131.1 B	131.6rB	131.3 B	131.4pB	130.5pB	POZN	131.7
POZO	128.7 B	130.7 B	131.6 B	130.4 B	128.8 B	128.8 B	128.5 B	129.3 B	129.8 B	128.8 B	129.5pB	130.8pB	POZO	129.5

6 PRICE INDICES OF GOODS EXPORTED FROM THE UNITED KINGDOM

continued

Export Prices Index: 2005=100

			2008 May	2008 Jun	2008 Jul	2008 Aug	2008 Sep	2008 Oct	2008 Nov	2008 Dec	2009 Jan
Air or vacuum pumps, air or other gas compressors & fans; ventilating or recycling hoods incorporating a fan; parts of the above - EU	PVTW	0841490100	117.1	117.1	117.8 B	117.9 B	118.4 B	118.1 B	121.6 B	128.6 B	129.8 B
Mechanical appliances & parts thereof - EU	POZP	0842000100	119.5 B	120.5 B	120.5 B	121.1 B	121.9 B	120.5 B	127.1 B	136.7 B	134.7 B
Mechanical appliances & parts thereof - NEU	POZQ	0842000200	107.0 B	107.1 B	107.6 B	109.5 B	110.6 B	111.8 B	116.7 B	121.9 B	124.6 B
Machinery for agricultural use, manufacture of food & drink, paper & paperboard - EU	POZR	0843000100	109.8 B	109.7 B	109.9 B	109.9 B	110.6 B	115.7 B	118.4 B	121.0 B	121.5 B
Machinery for agricultural use, manufacture of food & drink, paper & paperboard - NEU	POZS	0843000200	103.5 B	106.2 B	105.5 B	111.1 B	114.8 B	121.3 B	129.1 B	131.2 B	134.1 B
Machinery for book binding, making up paper & paperboard, printing & spinning - EU	POZT	0844000100	107.0 B	107.1 B	107.1 B	107.3 B	107.8 B	107.9 B	110.1 B	113.3 B	114.0 B
Machinery for book binding, making up paper & paperboard, printing & spinning - NEU	POZU	0844000200	103.8 B	103.8 B	103.7 B	104.3 B	105.3 B	105.9 B	107.4 B	109.5 B	110.5 B
Machinery for washing, ironing, sewing, tanning, castings & rolling - EU	POZV	0845000100	117.1	117.1	117.3	117.3	118.0	116.8	123.0	133.5	135.0
Machinery for washing, ironing, sewing, tanning, casting & rolling - NEU	POZW	0845000200	157.0 F	157.0 F	157.0 F	157.0 F	157.7 F	156.1 F	162.3 F	172.8 F	174.3 F
Machine tools & their parts - EU	POZX	0846000100	117.6 B	117.6 B	119.9 B	120.0 B	120.3 B	119.7 B	123.3 B	127.9 B	130.9 B
Machine tools & their parts - NEU	POZY	0846000200	103.7 B	103.1 B	102.8 B	103.7 B	104.7 B	109.1 B	112.3 B	113.5 B	114.8 B
Machinery for data processing, extracting, vending and machines not elsewhere specified - EU	POZZ	0847000100	64.2 B	64.2 B
Machinery for data processing, extracting, vending and machines not elsewhere specified - NEU	PTLM	0847000200	87.5 B	87.5 B	87.7 B	87.9 B	88.2 B	88.5 B	89.4 B	90.3 B	90.6 B
Automatic data processing machines and units thereof; magnetic or optical readers, etc: other units of automatic data processing machines than periperal - NEU	QTDA	0847190200	94.2 B	94.2 B	94.1 F	94.6 F	95.4 F	95.7 F	98.6 F	102.0 F	102.7 F
Moulding boxes, bases, patterns and other moulds of glass, minerals, rubber & plastics - EU	PWVO	0848000100	114.3	114.1	114.2	114.5	114.5	114.4	119.2	124.8	126.1
Moulding boxes, bases, patterns and other moulds of glass, minerals, rubber & plastics - NEU	PWVP	0848000200	101.4 B	101.3 B	100.9 B	102.5 B	104.5 B	107.4 B	114.0 B	115.9 B	115.7 B
Electrical machinery & Equipment and parts thereof sound recorders and reproducers											
Electric motors, generators, converters, accumulators, transformers; electro-magnets - EU	PTLN	0850000100	123.2 B	123.2 B	123.6 B	123.7 B	119.3 B	118.4 B	123.4 B	130.2 B	128.4 B
Electric motors, generators, converters, accumulators, transformers; electro-magnets - NEU	PTLO	0850000200	103.9 B	103.9 B	103.8 B	105.1 B	105.8 B	107.2 B	109.3 B	110.0 B	116.0 B
Equipment for starting, lighting, signalling, heating & sound; telephonic apparatus - EU	PTLP	0851000100	109.8 B	109.9 B	109.9 B	109.9 B	108.5 B	107.9 B	112.9 B	117.0 B	124.2 B
Equipment for starting, lighting, signalling, heating & sound; telephonic apparatus - NEU	PTLQ	0851000200	98.5 B	98.3 B	97.5 B	101.4 B	106.8 B	112.7 B	121.4 B	124.7 B	137.5 B
Recording, radar, reception & transmission apparatus; parts & accessories thereof - EU	PTLR	0852000100	124.5 B	124.5 B	124.5 F	124.5 F	124.6 F	124.5 F	98.5 F	99.2 F	99.4 F
Electrical capacitors; printed circuits; mounting boards and panels; parts thereof - EU	PTLT	0853000100	105.9 B	105.8 B	106.0 B	107.1 B	108.4 B	109.5 B	114.0 B	118.6 B	117.9 B
Electrical capacitors; printed circuits; mounting boards and panels; parts thereof - NEU	PTLU	0853000200	99.5 B	99.6 B	99.4 B	100.2 B	101.7 B	117.9 B	121.8 B	125.8 B	127.0 B
Cathodes valves & tubes, semi conductor devices, circuits; parts thereof - EU	PTLV	0854000100	100.5 B	100.4 B	100.1 B	101.9 B	103.9 B	106.5 B	111.0 B	113.1 B	115.5 B
Cathodes valves & tubes, semi conductor devices, circuits; parts thereof - NEU	PTLW	0854000200	98.0 F	97.8 F	97.4 F	100.1 F	102.7 F	106.8 F	112.6 F	115.1 F	118.2 F

EU - Exported within the European Union.
NEU - Exported outside of the European Union.

For B and F see notes.

6 PRICE INDICES OF GOODS EXPORTED FROM THE UNITED KINGDOM

continued

Export Prices Index: 2005=100

	2009 Feb	2009 Mar	2009 Apr	2009 May	2009 Jun	2009 Jul	2009 Aug	2009 Sep	2009 Oct	2009 Nov	2009 Dec	2010 Jan	Annual Average 2009
PVTW	127.2 B	130.9 B	128.7 B	127.7 B	124.9 B	121.5 B	121.6 B	122.9 B	123.6 B	123.0 B	123.0pB	118.7pB	PVTW 125.4
POZP	131.2 B	134.9 B	132.2 B	130.8 B	127.1 B	127.6 B	128.1 B	132.0 B	134.6 B	129.1 B	129.1pB	127.8pB	POZP 130.9
POZQ	123.4 B	124.8 B	123.1 B	121.1 B	117.9 B	118.1 B	118.2 B	120.6 B	122.2 B	120.5 B	121.2pB	121.6pB	POZQ 121.3
POZR	118.6 B	117.4 B	116.2 B	115.7 B	110.6 B	111.1 B	111.2 B	112.8 B	114.0rB	113.4 B	113.4pB	112.7pB	POZR 114.7
POZS	134.9 B	136.7 B	133.1 B	126.1 B	120.3 B	117.3 B	116.7 B	117.8 B	118.2 B	116.4 B	118.0pB	118.4pB	POZS 124.1
POZT	112.0 B	113.4 B	112.3 B	112.0 B	110.5 B	108.6 F	108.8 F	112.9 F	112.4 F	111.3 F	111.3pF	111.4pF	POZT 111.6
POZU	109.4 B	110.0 B	109.4 B	108.8 B	107.8 B	106.8 B	107.5 B	109.9 B	109.5 B	108.7 B	109.5pB	109.2pB	POZU 109.0
POZV	131.4	135.7	131.8	130.4	126.7	127.3 F	127.7 F	131.8 F	135.0 F	132.9 F	132.9pF	131.0pF	POZV 131.6
POZW	170.3 F	174.9 F	171.5 F	170.0 F	165.9 F	166.5 F	166.8 F	170.9 F	174.2 F	171.9 F	171.9pF	170.0pF	POZW 170.8
POZX	129.3 B	131.4 B	129.9 B	129.2 B	127.3 B	127.6 B	127.6 B	133.6 B	134.8 B	134.0 B	134.0pB	133.3pB	POZX 130.8
POZY	114.8 B	115.1 B	113.8 B	112.2 B	110.4 B	110.4 B	110.2 B	110.5 B	110.4 B	109.8 B	110.3pB	110.4pB	POZY 111.9
POZZ	POZZ ..
PTLM	90.3 B	90.8 B	88.5 B	85.7 B	85.2 B	85.3 B	85.6 B	86.2 B	86.7 B	86.3 B	86.4pB	86.1pB	PTLM 87.3
QTDA	101.7 F	103.2 F	94.9 F	93.8 F	92.2 F	92.5 F	93.7 F	96.1 F	98.0 F	96.5 F	96.7pF	95.7pF	QTDA 96.8
PWVO	123.8	127.5	125.2	121.6	120.1	121.8 B	122.7 B	125.1 B	126.3 B	123.8 B	123.9pB	125.1pB	PWVO 124.0
PWVP	115.9 B	117.2 B	115.1 B	112.7 B	109.7 B	109.7 B	109.7 B	110.5 B	111.1 B	110.2 B	110.9pB	111.2pB	PWVP 112.4
PTLN	123.0 B	129.4 B	127.1 B	126.6 B	124.1 B	124.7 B	125.9 B	132.4 B	135.6 B	134.1 B	134.1pB	132.9pB	PTLN 128.8
PTLO	116.3 B	116.9 B	115.8 B	115.5 B	114.1 B	113.8 B	113.9 B	114.6 B	114.8 B	114.2 B	114.7pB	117.0pB	PTLO 115.0
PTLP	122.7 B	124.2 B	122.9 B	122.5 B	122.3 B	122.6 B	122.9 B	124.7 B	125.7 B	125.1 B	125.2pB	124.0pB	PTLP 123.8
PTLQ	138.0 B	140.2 B	135.8 B	130.2 B	126.0 B	126.7 B	127.1 B	127.7 B	127.7 B	126.5 B	127.5pB	127.8pB	PTLQ 130.9
PTLR	99.3 F	132.8 F	132.5 F	132.4 F	132.1 F	132.3 F	132.4 F	133.9 F	135.1 F	133.8 F	133.8pF	134.6pF	PTLR 127.5
PTLT	117.5 B	119.6 B	117.3 B	114.4 B	112.3 B	112.9 B	113.3 B	114.2 B	114.0 B	108.0 B	108.6pB	108.7pB	PTLT 114.2
PTLU	126.2 B	128.1 B	126.0 B	124.0 B	119.5 B	119.4 B	119.3 B	119.7 B	119.7 B	118.9 B	120.0pB	120.3pB	PTLU 122.3
PTLV	114.2 B	115.4 B	114.6 B	115.1 B	113.8 B	PTLV ..
PTLW	118.1 F	118.6 F	116.8 F	114.4 F	112.1 F	112.3 B	109.4 B	111.3 B	112.0 B	111.0 B	113.2pB	112.3pB	PTLW 114.0

6 PRICE INDICES OF GOODS EXPORTED FROM THE UNITED KINGDOM

continued

Export Prices Index: 2005=100

			2008 May	2008 Jun	2008 Jul	2008 Aug	2008 Sep	2008 Oct	2008 Nov	2008 Dec	2009 Jan
Vehicles other than tram or railway rolling stock, parts and accessories thereof											
Vehicles other than tram or railway rolling stock, parts & accessories thereof - EU	PTLX	0870000100	114.1	B 114.0	B 114.5	B 114.7	B 114.9	B 114.6	B 117.1	B 120.7	B 120.6
Vehicles other than tram or railway rolling stock, parts and accessories thereof - NEU	PTLY	0870000200	109.1	B 109.2	B 109.3	B 109.5	B 109.7	B 109.9	B 110.4	B 111.1	B 110.8
Optical, photographic, cinematographic, measuring and checking apparatus											
Optical elements, fibres & lenses; photographic and photocopying equipment - EU	PTMA	0900000200	95.9	B 98.7	B 101.7	B 106.1	B 112.6	B 115.1	B 155.8
Equipment for photographic labs & surveying, microscopes; compasses - EU	PTMB	0901000100	102.5	B 102.1	B 102.0	B 102.0	B 102.6	B 106.3	B 107.7	B 111.3	B 112.3
Equipment for photographic labs & surveying, microscopes; compasses - NEU	PTMC	0901000200	103.4	B 102.4	B 102.2	B 103.3	B 105.5	B 110.4	B 111.2	B 113.4	B 115.0
Orthopaedic appliances; x-ray, measuring, checking & calibrating apparatus - EU	PTMD	0902000100	107.6	B 107.6	B 107.2	B 109.0	B 111.6	B 114.1	B 119.4	B 123.7	B 126.6
Orthopaedic appliances; x-ray, measuring, checking & calibrating apparatus - NEU	PTME	0902000200	96.3	B 96.5	B 96.2	B 98.0	B 102.6	B 106.4	B 109.3	B 111.3	B 114.0
Measuring, checking and regulating instruments - EU	PTMF	0903000100	121.0	B 121.2	B 121.3	B 121.3	B 121.9	B 120.9	B 125.6	B 133.5	B 135.5
Measuring, checking and regulating instruments - NEU	PTMG	0903000200	103.6	B 103.8	B 103.1	B 106.5	B 110.0	B 114.5	B 121.1	B 123.7	B 126.0
Miscellaneous articles											
Miscellaneous manufactured articles - EU	RWFK	0940000100	116.7	B 116.6	B 117.2	B 117.9	B 118.9	B 118.2	B 122.2	B 128.2	B 128.1
Miscellaneous manufactured articles - NEU	RWFL	0940000200	114.2	B 114.3	B 115.5	B 117.1	B 119.8	B 122.8	B 127.6	B 132.1	B 133.8
Toys, games & sports requisites; parts & accessories thereof - EU	PTMH	0950000100	108.0	B 108.7	B 110.0	B 110.0	B 110.9	B 111.2	B 111.7	B 115.6	B 118.8
Toys, games & sports requisites; parts & accessories thereof - NEU	PTMI	0950000200	103.1	B 114.4	B 113.9	B 116.5	B 118.7	B 122.3	B 127.0	B 129.3	B 134.3

EU - Exported within the European Union.
NEU - Exported outside of the European Union.

For B and F see notes.

6 PRICE INDICES OF GOODS EXPORTED FROM THE UNITED KINGDOM

continued

Export Prices Index: 2005=100

														Annual Average
	2009 Feb	2009 Mar	2009 Apr	2009 May	2009 Jun	2009 Jul	2009 Aug	2009 Sep	2009 Oct	2009 Nov	2009 Dec	2010 Jan		2009
PTLX	119.4 B	121.7 B	121.4 B	122.0 B	120.5 B	120.8 B	121.0 B	124.6 B	127.1 B	125.4 B	125.6pB	124.3pB	PTLX	122.5
PTLY	110.6 B	110.8 B	111.6 B	111.8 B	115.2 B	115.2 B	114.8 B	115.5 B	115.8 B	114.6 B	115.6pB	116.8pB	PTLY	113.5
PTMA	155.4 B	156.5 B	152.8 B	147.5 B	141.2 B	PTMA	..
PTMB	113.9 B	115.3 B	114.0 B	113.1 B	111.2 B	111.7 B	111.6 B	112.9 B	114.0 B	114.8 B	115.0pB	114.5pB	PTMB	113.3
PTMC	114.6 B	114.7 B	112.7 B	111.5 B	109.7 B	110.0 B	109.6 B	110.9 B	111.5 B	110.4 B	110.6pB	110.5pB	PTMC	111.8
PTMD	126.0 B	127.9 B	125.9 B	123.1 B	121.5 B	123.8 B	123.9 B	125.0 B	125.8 B	125.4 B	126.0pB	125.9pB	PTMD	125.1
PTME	114.4 B	115.3 B	113.9 B	111.9 B	109.0 B	111.5 B	110.9 B	111.3 B	111.7 B	110.4 B	111.5pB	112.4pB	PTME	112.1
PTMF	132.7 B	136.0 B	133.6 B	132.5 B	129.6 B	130.0 B	130.2 B	132.9 B	135.1 B	133.6 B	133.6pB	132.3pB	PTMF	132.9
PTMG	126.1 B	127.6 B	124.5 B	121.3 B	117.5 B	117.5 B	116.9 B	117.9 B	118.4 B	116.8 B	118.4pB	119.0pB	PTMG	120.7
RWFK	125.9 B	128.6 B	125.3 B	126.0 B	123.7 B	124.2 B	124.2 B	126.0 B	127.3 B	125.9 B	126.0pB	125.2pB	RWFK	125.9
RWFL	132.3 B	132.8 B	130.2 B	130.6 B	127.8 B	128.6 B	128.7 B	130.1 B	131.7 B	130.7 B	131.2pB	131.1pB	RWFL	130.7
PTMH	118.6 B	119.6 B	119.2 B	118.9 B	118.4 B	119.4 B	119.4 B	120.0 B	120.6 B	120.5 B	120.5pB	122.9pB	PTMH	119.5
PTMI	134.5 B	136.0 B	133.8 B	131.2 B	128.3 B	128.3 B	127.8 B	128.5 B	129.0 B	128.3 B	129.4pB	129.7pB	PTMI	130.8