

Producer Price Indices

MM22

Data for January 2011

Editor: Patrick Fice
Newport: Office for National Statistics
Published: 22 February 2011
Crown copyright © 2011

A National Statistics publication

National Statistics are produced to high professional standards set out in the Code of Practice for Official Statistics. They are produced free from political influence.

About us

The Office for National Statistics

The Office for National Statistics (ONS) is the executive office of the UK Statistics Authority, a non-ministerial department which reports directly to Parliament. ONS is the UK government's single largest statistical producer. It compiles information about the UK's society and economy, and provides the evidence-base for policy and decision-making, the allocation of resources, and public accountability. The Director-General of ONS reports directly to the National Statistician who is the Authority's Chief Executive and the Head of the Government Statistical Service.

The Government Statistical Service

The Government Statistical Service (GSS) is a network of professional statisticians and their staff operating both within the Office for National Statistics and across more than 30 other government departments and agencies.

Contacts

This publication

For information about the content of this publication, contact

Editor: Patrick Fice

Tel: 01633 455941

Email: patrick.fice@ons.gsi.gov.uk

Other customer enquiries

ONS Customer Contact Centre

Tel: 0845 601 3034

International: +44 (0)845 601 3034

Minicom: 01633 812399

Email: info@statistics.gsi.gov.uk

Fax: 01633 455606

Post: Room 1015, Government Buildings,
Cardiff Road, Newport, South Wales NP10 8XG
www.ons.gov.uk

Media enquiries

Tel: 0845 604 1858

Email: press.office@ons.gsi.gov.uk

Copyright and reproduction

© Crown copyright 2011

Published with the permission of the Office of Public Sector Information (OPSI)

You may use this publication (excluding logos) free of charge in any format for research, private study or internal circulation within an organisation providing it is used accurately and not in a misleading context. The material must be acknowledged as Crown copyright and you must give the title of the source publication. Where we have identified any third party copyright material you will need to obtain permission from the copyright holders concerned.

For re-use of this material you must apply for a Click-Use Public Sector Information (PSI) Licence from:

Office of Public Sector Information, Crown Copyright Licensing and Public Sector Information, Kew, Richmond, Surrey, TW9 4DU

Tel: 020 8876 3444

www.opsi.gov.uk/click-use/index.htm

BACKGROUND TO PRODUCER PRICES

INTRODUCTION

This publication contains price information from UK manufacturers and importers. All data is now based on the Standard Industrial Classification SIC (2007).

PRODUCER PRICES IMPLEMENTATION OF SIC 2007

Producer prices (PPI) implemented the change onto the Standard Industrial Classification of All Economic Activities 2007 (UKSIC 2007) in November 2010. The most significant change to PPI output prices is the reclassification of recovered secondary raw materials (i.e. recycling) and publishing out of manufacturing and into the service sector. The SIC 2007 project has included fundamental changes made to the classification of the PPI Trade surveys, import price indices (IPI) and export price indices (EPI). The collection of these is now on an SIC basis, a switch for the Standard International Trade Classification (SITC) and Combined Nomenclature (CN) previously used. As a result PPI trade surveys are now compliant with Eurostat Short Term Statistics Regulation. This change of classification used will have a direct impact on the framework structure of PPI input prices, as IPI's account for a large proportion of total input price sales.

Further information on the changes and impact of the SIC 2007 on the PPI can be found by following this link:

www.statistics.gov.uk/downloads/theme_economy/ppi-sppi-implementation-of-sic2007.pdf

WHAT ARE PRODUCER PRICES?

Producer Price Indices (PPIs) are a series of economic indicators that measure the price movement of goods bought and sold by UK manufacturers. It is a base weighted index working on the basket of goods concept. A wide range of representative products are selected and the prices of these goods collected each month. The movement in these prices are weighted to reflect the relative importance of the products in a chosen year (known as the base year) currently 2005. These are then aggregated for various sectors of industry to provide the published indices in the monitor.

The input PPIs (table 3) measure changes in the price of materials and fuel bought by manufacturers for processing. The output PPIs (table 4) indicate changes in the prices manufacturers charge for goods destined for the UK market as they leave the factory net of VAT and after discounts.

More information can be found on our website
<http://www.statistics.gov.uk/ppi>

National Statistics Online:

www.statistics.gov.uk

Users can download time series, cross sectional data and metadata from across the Government Statistical Service (GSS) using the search and index functions from the homepage. Many datasets can be downloaded, in whole or in part, and directory information for all GSS statistical resources can be consulted, including censuses, surveys, periodicals and enquiry services. Information is posted as PDF electronic documents or in XLS and CSV formats, compatible with most spreadsheet packages.

Time Series Data

The Time Series data facility on the website provides access to around 40,000 time series, of primarily macro-economic data, drawn from the main tables in a range of our major economic and market publications. Users can download complete releases, or view and download customised selections of individual time series.

<http://www.statistics.gov.uk/statbase/tsdintro.asp>

PRODUCER PRICE INDICES MM22 TABLE OF CONTENTS
--

Table 1	Price indices of materials and fuels purchased – all manufacturing and selected industries SIC(2007)	Page 24
Table 2	Price indices of United Kingdom output – all manufacturing and selected industries SIC(2007)	Page 26
Table 3	Price indices of materials and fuels purchased by Group SIC(2007)	Page 27
Table 4	Price indices of products manufactured in the United Kingdom SIC(2007)	Page 32
Table 5	Price indices of commodities imported into the United Kingdom SIC(2007)	Page 44
Table 6	Price indices of goods exported from the United Kingdom SIC(2007)	Page 48

How to use this Publication

Need Some Help?

This publication gives you all the available information on price data. However, if you have any technical queries the following help line is available and staff will be happy to take your call:

☎ (01633) 455941

For general enquiries and tables 1 to 6.

Alternatively you can email us at ppi@ons.gov.uk

Publication Dates

The dates on which this publication is available in 2010/2011 are:

25 January 2011	17 May 2011	20 September 2011
22 February 2011	21 June 2011	18 October 2011
22 March 2011	19 July 2011	22 November 2011
19 April 2011	16 August 2011	20 December 2011

What is MM22?

This publication is produced monthly and provides price movement data at all manufacturing, aggregated industry and product group level. It consists of data supplied from individual UK manufacturers, importers and exporters.

What's Included?

The Producer Price Indices are calculated from the price movements of around 6,750 closely defined materials and products purchased (including imports) and manufactured by UK industry. This price data is converted into a basic set of price indices from which broad series are built up. Products destined for sale in the UK are grouped in accordance with the Standard Industrial Classification 2007 with weighting patterns based on overall purchases and sales by manufacturers within those groupings. The indices published in this monitor are widely used by business in price escalation clauses in contracts and for monitoring price movements in the products they trade.

A number of export price indices classified to the European harmonised tariff code system are published in table 6. Coverage is being extended to include other areas of manufacturing exports.

Special Indices

ONS may for a charge, make up a special index for you and provide regular monthly updates. Each case is considered against the resources required to produce and maintain the series requested.

If you would like more details of this service please call **(01633) 455941** or write to the following address **National Statistics, Publication Section, Room 1.227, Government Buildings, Cardiff Road, Newport, South Wales, NP10 8XG** or email us at ppi@ons.gov.uk

Data Formats

Data can be downloaded in either plain text file or Navidata[®] 3.1 formats. Navidata[®] 3.1 is free software developed specifically for analysing and using economic time series data - it enables you to create tables and charts, and export in CSV (comma or tab separated) formats which are compatible with your PC's spreadsheet software [Download Navidata[®] 3.1 software](#) and a [sample dataset](#).

NOTES

Reading the data

These notes should help you interpret the information in the following tables.

What are Net Sector Output Indices?

The weighting patterns used to calculate net sector output indices exclude transactions between companies classified to the same sector e.g. manufacturing sector or manufacturing excluding food, drink, tobacco and petroleum. For example, for Net Sector Output purposes, the value of an electronic component manufacturer's sales to a car manufacturer would be excluded from the weighting patterns used to derive final index values (thereby reflecting the value of sales to only those purchasers outside the manufacturing sector).

What are Gross Sector Output Indices?

This series is found in tables 2 and 4 represents the price movement of goods sold within the UK by companies classified to manufacturing as defined by SIC (2007). Weights are calculated on a gross basis i.e. all transactions are included in deriving the weighting patterns, including sales within the same industry.

What are Input/Output Group Input Indices?	This series represents the price movement of materials and fuels purchased by UK manufacturers and is found in table 3. The I/O group input series all include purchases of materials and fuel including those between manufacturers classified to the same sector of industry (e.g. one chemical manufacturer to another).
How are Export Prices calculated?	The Export Price Indices (EPIs) use broadly the same methodology as the PPI. A range of representative products are selected and the prices of these goods collected each month from established exporters within specified 6 digit SIC (2007) codes. The movement in these prices are weighted to reflect the relative importance of these products and aggregated to provide the published indices in table 6. The series are calculated on a base year of 2005=100.
What about VAT and Excise Duties?	All indices are compiled exclusive of Value Added Tax. Excise duties (on cigarettes, tobacco, alcoholic liquor and hydrocarbon oils) are included except where specified otherwise.
What about Provisional Data?	Indices for the latest two months are provisional and flagged with a 'p' marker due to the level of imputation present for items where the latest prices are not available. The latest five months are subject to revisions in light of (a) late and revised contributor data and (b) revisions to seasonal adjustment factors which are re-estimated every month.
What about Revisions?	Occasionally, information is received that produces a change in an index value that has already been published as firm. Where the change is significant, index values are recalculated and annotated with an 'r' marker. More information on the cause of the revisions is presented in the PPI Statistical Bulletin http://www.statistics.gov.uk/StatBase/Product.asp?vlnk=790
What about Price Changes?	The monthly index data relates to an average calculation for the month. The effect of price changes occurring part way through the period will only be reflected in an index in the following month's publication.

No Data?

You will see that various symbols are used throughout this publication to provide meaning to the gaps in the data or where the quality of the index values is reduced. There are a number of these and the following key will provide an explanation:

B These index values are considered less reliable mainly due to the lack of market coverage.

F Indices labelled F are based on relatively few quotes and in the long term should not be relied upon for contractual purposes.

" These values have been suppressed because the index would risk disclosure of individual price movements.

n.e.c. Not elsewhere classified.



Producer Prices

January 2011

Date: 11 February 2011

Coverage: United Kingdom **Theme:** The Economy

Output prices: summary

In the year to January 2011, movements in output prices for UK manufactured products were as follows:

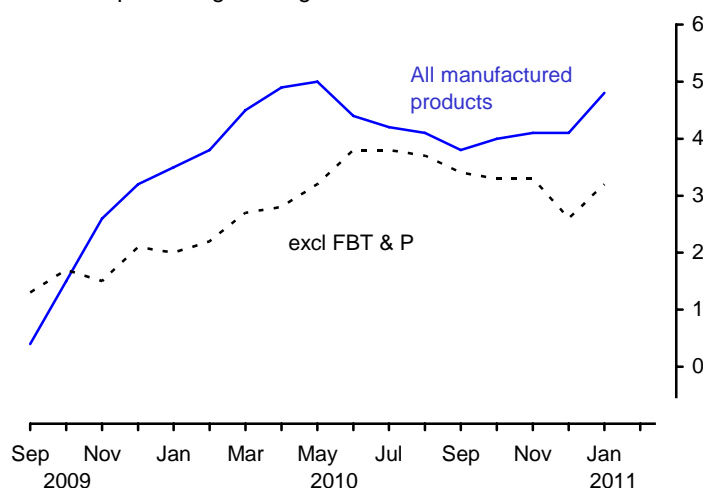
- The output price index for home sales of manufactured products rose 4.8 per cent, compared with 4.1 per cent last month.
- The output index excluding food, beverages, tobacco and petroleum rose 3.2 per cent.
- The output price index excluding excise duty rose 4.8 per cent.

Between December 2010 and January 2011:

- The output price index for home sales of manufactured products rose 1.0 per cent, mainly reflecting price rises in petroleum, food and chemical products.

Output prices

12 months percentage change



Output prices (home sales)

Percentage change (Not seasonally adjusted)

		All manufactured Products		Excluding food, beverages, tobacco and petroleum		All manufactured products excluding duty	
		12 months	1 month	12 months	1 month	12 months	1 month
2010	Aug	4.2	0.1	3.7	0.0	3.9	0.1
	Sep	3.8	0.0	3.4	0.1	3.6	0.0
	Oct	4.0	0.6	3.2	0.3	3.9	0.6
	Nov	4.1	0.4	3.3	0.2	3.9	0.4
	Dec	4.1	0.4	2.6	-0.1	3.9	0.5
2011	Jan	4.8	1.0	3.2	0.7	4.8	1.0

Input prices: summary

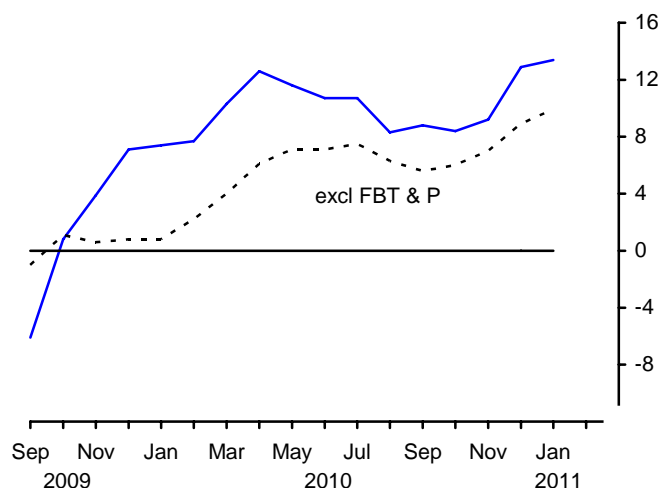
In the year to January 2011, movements in input prices of materials and fuels purchased by the UK manufacturing industry were as follows:

- The total input price index rose by 13.4 per cent.
- The input price index for the manufacturing industry excluding the food, beverages tobacco and petroleum industries rose 9.9 per cent.

Between December 2010 and January 2011:

- The total input price index rose 1.7 per cent, mainly reflecting price rises in crude oil, other imported products and imported metals.
- Seasonally adjusted, the input price index for the manufacturing industry excluding the food, beverages tobacco and petroleum industries rose 1.0 per cent.
- Price of imported materials as a whole (including crude oil) rose 2.2 per cent.

Input prices (materials & fuel) manufacturing industry
12 months percentage change



Input prices^{1, 2}

Percentage change

		Materials and fuels purchased		Excluding food, beverages, tobacco and petroleum industries		
		12 months (NSA)	1 month (NSA)	12 months (NSA)	1 month (NSA)	1 month (SA)
2010	Aug	8.3	-0.1	6.3	-0.3	0.4
	Sep	8.8	0.6	5.6	0.5	0.6
	Oct	8.4	2.3	6.0	2.0	1.5
	Nov	9.2	0.9	7.0	0.8	0.7
	Dec	12.9	3.9	8.9	2.3	1.7
2011	Jan	13.4	1.7	9.9	1.5	1.0

NSA/SA not/seasonally adjusted

¹ These indices include the Climate Change Levy which was introduced in June 2001

² These indices include the Aggregates Levy which was introduced in June 2002

Revisions (Tables 8R and 9R)

For this bulletin Tables 8R and 9R highlight revisions to movements in price indices previously published in last month's Statistical Bulletin. These are mainly caused by changes to the most recent estimates, as more price quotes are received, and revisions to seasonal adjustment factors, which are re-estimated every month.

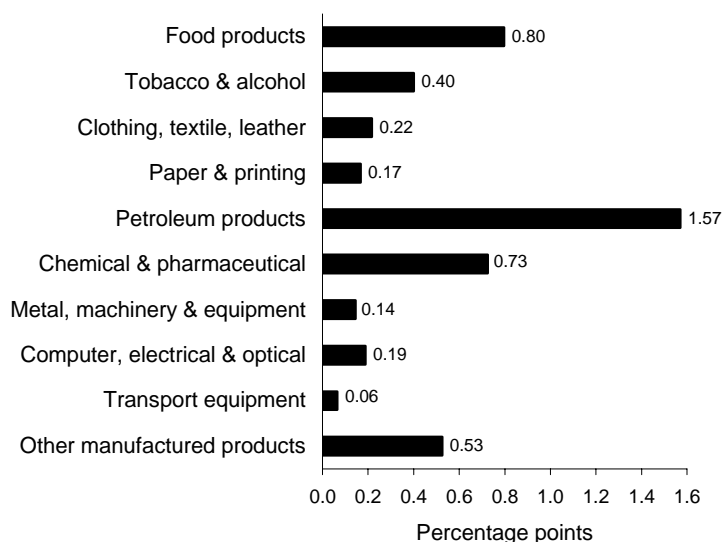
Output prices: detail

The contributions to movements in the total output index by the main product groups over the last year and month (not seasonally adjusted) are:

12 month change to January

Product group	Percentage change
Food products	5.1
Tobacco & alcohol	3.9
Clothing, textiles, leather	2.0
Paper & printing	4.5
Petroleum products	15.3
Chemicals & pharmaceuticals	8.6
Metal, machinery & equipment	4.1
Computer, electrical & optical	2.1
Transport equipment	0.6
Other manufactured products	3.0
All manufacturing	4.8

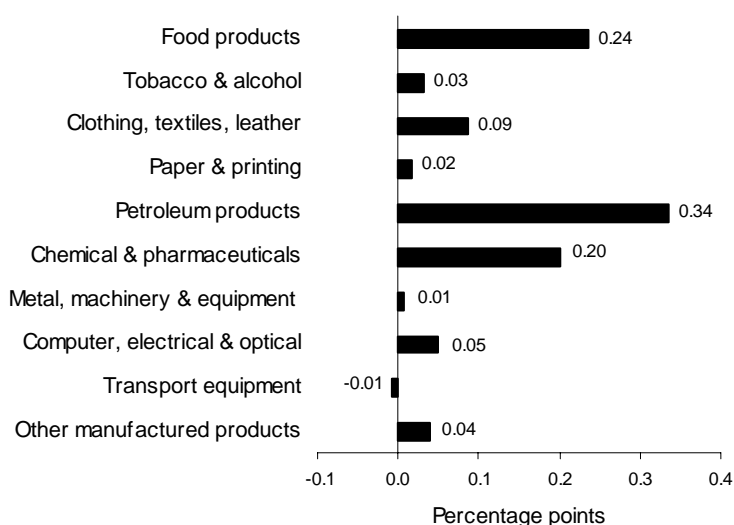
Contribution to 12 months percentage change in total (4.8%)



1 month change to January

Product group	Percentage change
Food products	1.6
Tobacco & alcohol	0.3
Clothing, textiles, leather	0.9
Paper & printing	0.5
Petroleum products	3.2
Chemicals & pharmaceuticals	2.4
Metal, machinery & equipment	0.2
Computer, electrical & optical	0.6
Transport equipment	-0.1
Other manufactured products	0.2
All manufacturing	1.0

Contribution to 1 month percentage change in total (1.0%)



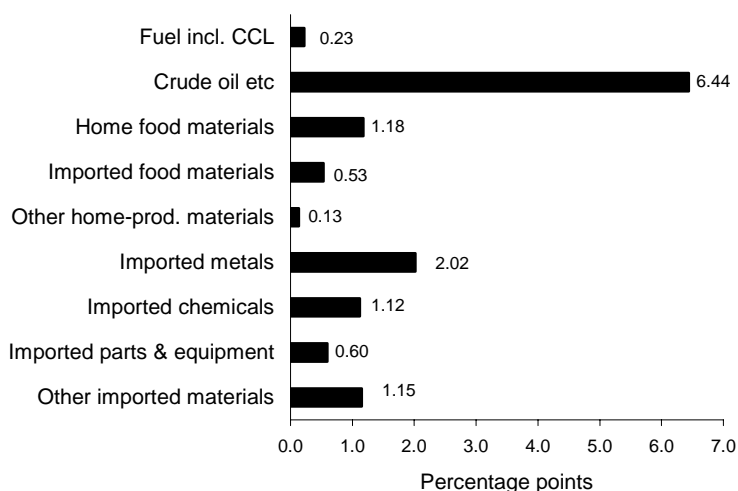
Input prices: detail

The contributions to movements in the total input index by the main commodities over the year and month (not seasonally adjusted) are:

12 month change to January

Product group	Percentage change
Fuel incl. CCL	2.1
Crude oil etc	28.8
Home food materials	11.2
Imported food materials	9.5
Other home-prod. materials	3.0
Imported metals	26.4
Imported chemicals	9.8
Imported parts & equipment	3.4
Other imported materials	11.4
All manufacturing	13.4

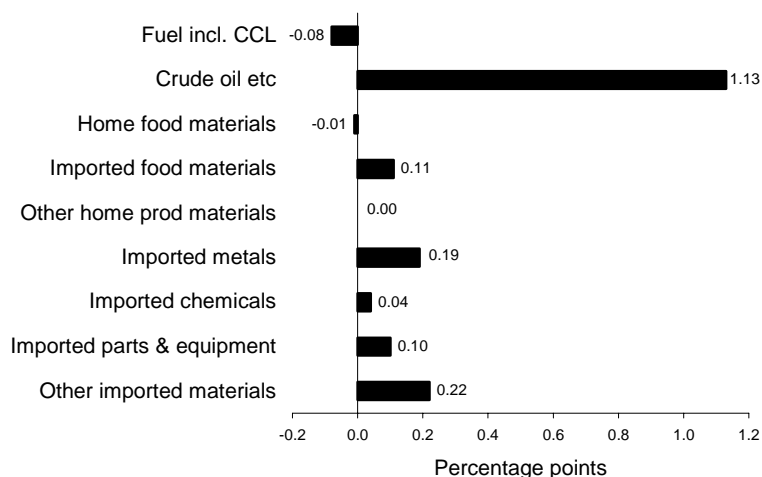
Contribution to 12 months percentage change
in total (13.4%)



1 month change to January

Product group	Percentage change
Fuel incl. CCL	-0.8
Crude oil etc	4.6
Home food materials	-0.1
Imported food materials	2.1
Other home-prod. materials	0.1
Imported metals	2.2
Imported chemicals	0.3
Imported parts & equipment	0.6
Other imported materials	2.2
All manufacturing	1.7

Contribution to 1 month percentage change
in total (1.7%)



Summary of statistics for producer prices – January 2011

Output prices

The overall output price index rose 4.8 per cent in the year to January 2011, compared with a rise of 4.1 per cent in the year to December 2010. The index rose 1.0 per cent between December 2010 and January 2011, mainly reflecting price rises in petroleum products (including duty), food and chemical products. This is the largest monthly rise since April 2010 when the index also rose 1.0 per cent. The last time it was higher was in May 2008 (1.4%). Between December 2009 and January 2010 the index rose 0.3 per cent.

Petroleum product (including duty) prices rose 3.2 per cent between December and January and rose by 15.3 per cent in the year to January. The monthly rise was mainly due to increases of 3.4 per cent in unleaded petrol and 2.7 per cent in the price of diesel and gas oil.

Food product prices rose 1.6 per cent between December and January and rose by 5.1 per cent in the year to January. This is the largest monthly rise since May 2008, when the index rose 2.3 per cent and the highest annual rate since April 2009, when the index rose 5.6 per cent. The monthly rise was mainly due to widespread increases across a range of products, including a 2.2 per cent rise in other food products, most notably sugar, coffee and chocolate, a 6.3 per cent rise in vegetable and animal oils and fats and a 1.5 per cent rise in dairy products.

Chemical and pharmaceutical products rose 2.4 per cent between December and January and rose 8.6 per cent in the year to January. This is the largest monthly rise since July 2008, when the index rose 3.6 per cent and the highest annual rate since February 2009, when the index rose 9.2 per cent. The monthly rise was mainly due to a rise of 9.5 per cent in the price of other organic basic chemicals and a 4.8 per cent rise in the price of plastics in primary forms.

Apart from a small fall in transport equipment prices all other product groups recorded price rises in the month of January.

Output price index excluding food, beverages, tobacco and petroleum

The output price index for manufactured products excluding food, beverages, tobacco and petroleum rose 3.2 per cent in the year to January, compared with a rise of 2.6 per cent in the year to December. This index is not affected by changes in excise duty. The index rose 0.7 per cent between December 2010 and January 2011 compared with a rise of 0.2 per cent between December 2009 and January 2010. This is the largest monthly rise since July 2008 when the index rose 0.8 per cent.

Output price index excluding excise duty

The output price index for all manufactured products excluding excise duty is shown in Table 3 of the Statistical Bulletin. This index rose 4.8 per cent in the year to January, compared with a rise of 3.9 per cent in the year to December. This is the highest annual rate since November 2008 when the index rose 5.3 per cent. The index excluding excise duty rose 1.0 per cent between December 2010 and January 2011, compared with a rise of 0.2 per cent between December 2009 and January 2010. This is the largest monthly rise since June 2008 when the index also rose 1.0 per cent. The last time it was higher was in May 2008 (1.5%).

Input prices

The overall input index rose 13.4 per cent in the year to January 2011, compared with a rise of 12.9 per cent in the year to December 2010 (Table 5). This is the highest annual rate since October 2008, when the index rose 15.7 per cent.

The input index for all manufacturing rose 1.7 per cent between December 2010 and January 2011 compared with a rise of 1.3 per cent between December 2009 and January 2010. The monthly rise in the input index between December and January mainly reflected rises in the price of crude oil, other imported products and imported metals.

Crude oil prices rose 4.6 per cent between December and January and rose 28.8 per cent in the year to January.

Other imported product prices rose 2.2 per cent between December and January and rose 11.4 per cent in the year to January. The monthly rise was mainly due to price increases across a range of products, most notably a 9.3 per cent rise in the price of imported metal ores and other non mining and quarrying products and a 6.9 per cent rise in imported textiles.

Imported metal prices rose 2.2 per cent between December and January and rose 26.4 per cent in the year to January. The monthly rise was due to increases across a range of imported metals, most notably copper and platinum.

Apart from price falls in fuels (inc CCL) and home produced food all other product groups recorded price rises in the month of January.

Input price index excluding the food, beverages, tobacco and petroleum industries

The index for materials and fuels purchased by manufacturing industry excluding the food, beverages, tobacco and petroleum industries rose 1.0 per cent in seasonally adjusted terms between December and January. The unadjusted index rose 9.9 per cent in the year to January, compared with a rise of 8.9 per cent in the year to December (Table 5). This is the highest annual rate since January 2009, when the index rose 11.4 per cent.

More information on producer prices can be found at: www.statistics.gov.uk/ppi.

January records – Output prices

All manufactured products	Annual rate 4.8%, up from 4.1% last month. Last higher in May 2010 (5.0%). Monthly rate 1.0% up from 0.4% last month. Also 1.0% in April 2010. Last higher in May 2008 (1.4%).
Excluding food, beverages, tobacco and petroleum	Annual rate 3.2%, up from 2.6% last month. Last higher in November 2010 (3.3%). Monthly rate 0.7% up from -0.1% last month. Last higher in July 2008 (0.8%).
All manufactured products excluding duty	Annual rate 4.8%, up from 3.9% last month. Last higher in November 2008 (5.3%). Monthly rate 1.0% up from 0.5% last month. Also 1.0% in June 2008. Last higher in May 2008 (1.5%).
Food products	Annual rate 5.1%, up from 3.3% last month. Last higher in April 2009 (5.6%). Monthly rate 1.6% up from 1.0% last month. Also 1.0% in November 2010. Last higher in May 2008 (2.3%).
Tobacco and alcohol (inc duty)	Annual rate 3.9%, down from 4.8% last month. Last lower in July 2010 (3.8%). Monthly rate 0.3% up from -0.2% last month. Last higher in May 2010 (0.9%).
Clothing, textiles and leather	Annual rate 2.0%, up from 1.2% last month. Also 2.0% in November and December 1997. Last higher in October 1997 (2.2%). Monthly rate 0.9% up from 0.1% last month. This is the highest monthly rise since records began (February 1996).
Paper and printing	Annual rate 4.5%, up from 4.1% last month. This is the highest annual rate since records began (January 1997). Monthly rate 0.5% up from 0.4% last month. Also 0.5% in July and Oct 2010. Last higher in May 2010 (0.6%).
Petroleum products	Annual rate 15.3%, up from 13.2% last month. Last higher in June 2010 (15.8%). Monthly rate 3.2% up from 2.9% last month. Last higher in April 2010 (4.5%).
Chemical and pharmaceutical products	Annual rate 8.6%, up from 6.2% last month. Last higher in February 2009 (9.2%). Monthly rate 2.4% up from 0.5% last month. Last higher in July 2008 (3.6%).
Metal, machinery and equipment nec	Annual rate 4.1%, up from 4.0% last month. Last higher in October 2010 (4.8%). Monthly rate 0.2%, down from 0.3% last month.
Computer, electrical and optical equipment	Annual rate 2.1%, up from 1.8% last month. Last higher in November 2010 (5.0%). Monthly rate 0.6% up from -1.4% last month. Last higher in May 2010 (1.0%).
Transport equipment	Annual rate 0.6%, down from 1.0% last month. Last lower in September 2007 (0.4%). Monthly rate -0.1% down from 0.0% last month. Also -0.1% in July, August and September 2010. Last lower in May 2010 (-0.3%).

Other manufactured products	Annual rate 3.0%, up from 2.8% last month. Last higher in November 2010 (3.5%). Monthly rate 0.2% unchanged from last month.
-----------------------------	--

January records – Input Prices

Materials and fuels purchased	Annual rate 13.4%, up from 12.9% last month. Last higher in October 2008 (15.7%). Monthly rate 1.7% down from 3.9% last month. Last lower in November 2010 (0.9%).
Excluding food, beverages, tobacco and petroleum industries	Annual rate 9.9%, up from 8.9% last month. Last higher in January 2009 (11.4%). Monthly rate 1.5% down from 2.3% last month. Last lower in November 2010 (0.8%).
Fuel including climate change levy	Annual rate 2.1%, down from 4.4% last month. Last lower in November 2010 (-1.1%). Monthly rate -0.8% down from 6.0% last month. Last lower in September 2010 (-1.7%).
Crude oil etc	Annual rate 28.8%, up from 27.0% last month. Last higher in May 2010 (38.7%). Monthly rate 4.6% down from 8.8% last month. Last lower in November 2010 (2.4%).
Home food materials	Annual rate 11.2%, down from 13.3% last month. Last lower in November 2010 (10.4%). Monthly rate -0.1% down from 4.7% last month. Last lower in September 2010 (-0.2%).
Imported food materials	Annual rate 9.5%, up from 6.8% last month. Last higher in April 2009 (10.5%). Monthly rate 2.1% up from 1.3% last month. Last higher in December 2008 (2.6%).
Other home-produced materials	Annual rate 3.0%, up from 2.2% last month. Last higher in May 2009 (3.4%). Monthly rate 0.1% up from -0.4% last month. Last higher in November 2010 (0.3%).
Imported metals	Annual rate 26.4%, up from 24.9% last month. Last higher in June 2010 (27.8%). Monthly rate 2.2% down from 3.6% last month. Last lower in November 2010 (0.2%).
Imported chemicals	Annual rate 9.8%, down from 10.2% last month. Last lower in October 2010 (8.2%). Monthly rate 0.3% down from 0.5% last month. Last lower in July 2010 (0.1%).
Imported parts and equipment	Annual rate 3.4%, up from 3.2% last month. Last higher in July 2010 (5.3%). Monthly rate 0.6% down from 1.2% last month. Last lower in November 2010 (-0.4%).
Other imported materials	Annual rate 11.4%, up from 9.7% last month. Also 11.4% in July 2010. Last higher in June 2010 (11.5%). Monthly rate 2.2% up from 0.8% last month. Last higher in March 2010 (2.3%).

Background Notes

Well-being

1. On the 25 November 2010 the National Statistician Jil Matheson announced plans to lead a national debate on measuring the nation's well-being (see www.ons.gov.uk/about/newsroom/statements/national-statistician-launches-well-being-debate.pdf) Measuring National Well-Being – What matters to you? Join the debate @ www.ons.gov.uk/well-being

Link to Summary Quality Report

2. A Summary Quality Report for the PPI can be found at:
www.ons.gov.uk/about-statistics/methodology-and-quality/quality/qual-info-economic-social-and-bus-stats/quality-reports-for-business-statistics/summary-quality-report-for-producer-price-indices.pdf

This report describes in detail the intended uses of the statistics presented in this publication, their general quality and the methods used to produce them.

Implementation of SIC 2007 in ONS: Update on PPIs and SPPIs

3. Producer Prices has implemented the change to the Standard Industrial Classification 2007 (SIC 2007). The most significant change to PPI output prices involves the reclassification of 'recovered secondary raw materials' and 'publishing'. These are no longer classified in the manufacturing sector, but are classified under services. In addition to this, a new SIC division, 'repair, installation and maintenance of machinery and equipment' has been created. Under SIC 2003 these activities were classified within the output of manufacturing, but as part of the specific industries where this activity took place. Fundamental changes have been made to the classification of the PPI Trade surveys, Import Price indices (IPI) and Export Price Indices (EPI). As part of the reclassification project the classification of these trade surveys have become compliant with Eurostat's Short Term Statistics Regulation. The collection of IPI and EPI will now be on an SIC basis, a switch from the Standard International Trade Classification (SITC) and Combined Nomenclature (CN) previously used. PPI input prices are heavily dependant on IPI.

Further information on the changes and impact of the SIC 2007 on prices can be found by following these links:

www.statistics.gov.uk/statbase/Product.asp?vlnk=15375

www.statistics.gov.uk/StatBase/Product.asp?vlnk=790&Pos=1&ColRank=1&Rank=208

More general information on UK SIC 2007, including correlation tables can be found by following this link: www.statistics.gov.uk/statbase/Product.asp?vlnk=14012

Any comments about this work and its impact on PPI please contact ppi@ons.gov.uk.

Relevance to users

4. Index numbers shown in the main text of this bulletin are on a net sector basis. The index for any sector relates only to transactions between that sector and other sectors, sales and purchases within sectors are excluded. However, the more detailed figures shown in tables 4 and 6 are on a gross basis; that is, intra industry sales and purchases are included in each of these indices.
5. Indices relate to average prices for a month. The full effect of a price change occurring part way through any month will only be reflected in the following month's index.
6. All index numbers exclude VAT. Excise duty (on cigarettes, manufactured tobacco, alcoholic liquor and petroleum products) are included, except where labelled otherwise. Since PPIs exclude VAT, they are not affected by the increase in the standard rate of VAT to 20 per cent from 4 January 2011.
7. The detailed input indices of prices of materials and fuels purchased by industry (Table 6) do not include the climate change levy (CCL). This is because each industry can, in practice, pay its own rate for the various forms of energy, depending on the various negotiated discounts and exemptions that apply.

Common pitfalls in interpreting series

8. Expectations of accuracy and reliability in sample surveys are often too high. Revisions and sampling variability are inevitable consequences of the trade between timeliness, accuracy and the burden on respondents. Details of sampling variability are included elsewhere in this bulletin.
9. Very few statistical revisions arise as a result of 'errors' in the popular sense of the word. All estimates, by definition, are subject to statistical 'error' but, in this context, the word refers to the uncertainty in any process or calculation that uses sampling, estimation or modelling. Most revisions reflect either the adoption of new statistical techniques or the incorporation of new information which allows the statistical error of previous estimates to be reduced. Only rarely are there avoidable 'errors' such as human or system failures, and such mistakes are made quite clear when they are discovered and corrected.

Accuracy

10. Figures for the latest two months are provisional and the latest five months are subject to revisions in light of (a) late and revised respondent data and (b), for the seasonally adjusted series, revisions to seasonal adjustment factors which are re-estimated every month. A routine seasonal adjustment review is normally conducted in the autumn annually. There are no planned methodological changes in the next 12 months.

Revisions

11. Revisions to data provide one indication of the reliability of key indicators. The tables below show summary information on the size and direction of the revisions which have been made to the data covering a five year period. A statistical test has been applied to the average revision to find out if it is statistically significantly different from zero. An asterisk (*) shows that the test is significant.
12. The table below presents a summary of the differences between the first estimates published between January 2005 and December 2009 and the estimates published 12 months later. These numbers include the effect of the reclassification onto SIC 2007. For more information on this see: www.statistics.gov.uk/statbase/Product.asp?vlnk=15375

Revisions between first publication and estimates twelve months later

	Value in latest period	Percentages	
		Revisions between first publication and estimates twelve months later	
		Average over the last 5 years	Average over the last 5 years without regard to sign (average absolute revision)
Total output (JVZ7) -12 months	4.8	-0.02	0.09
Total output (JVZ7) - 1 month	1.0	0.04*	0.09*
Total input (K646) - 12 months	13.4	0.42*	0.71*
Total input (K646) - 1 month	1.7	0.16*	0.47*

* Statistically significant

13. Spreadsheets giving revisions triangles of estimates for all months from January 1998 through to December 2010 and the calculations behind the averages in the table are available on the Office for National Statistics website at: www.statistics.gov.uk/StatBase/Product.asp?vlnk=790

Publication Policy

14. The complete run of data in the tables of this bulletin are also available to view and download in other electronic formats free of charge using the Office for National Statistics Time Series Data website service. Users can download the complete release in a choice of zipped formats or view and download their own selections of individual series. The Time Series Data service can be accessed at: www.statistics.gov.uk/statbase/tsdintro.asp
15. Details of the policy governing the release of new data are available from the Media Relations Office. Also available is a list of the names of those given pre-publication access to the contents of this bulletin. In the light of the timing of the Monetary Policy Committee (MPC) meeting, the PPI is provided to the Bank of England at 9.30am on Thursday in line with release protocols.
16. Follow us on [www.twitter.com/statisticsONS](https://twitter.com/statisticsONS)
17. National Statistics are produced to high professional standards set out in the Code of Practice for Official Statistics. They undergo regular quality assurance reviews to ensure that they meet customer needs. They are produced free from any political interference.
© Crown copyright 2011.

.....

Next publication:

11 March 2011

Issued by:

Office for National Statistics, Government Buildings, Cardiff Road, Newport NP10 8XG

Media contact:

Tel: Media Relations Office 0845 6041858

Emergency on-call 07867 906553

E-mail: media.relations@ons.gsi.gov.uk

Statistical contact:

Tel: Simon Woodsford 01633 455917

E-mail: ppi@ons.gov.uk

Website: www.ons.gov.uk

1 Price indices of materials and fuel purchased: All manufacturing and selected industries - SIC 2007

Producer Prices Index: 2005=100, SIC2007

			2010 Jun	2010 Jul	2010 Aug	2010 Sep	2010 Oct	2010 Nov	2010 Dec	2011 Jan	Annual Average ¹ 2010
Net Sector											
All manufacturing (materials and fuel purchased) ²	K646	6207000050	145.6	144.5	144.4	145.2	148.6r	149.9	155.7p	158.4p	146.1p
Materials	K644	6207000010	145.1	143.4	143.5	144.6	147.8r	149.0	154.4p	157.4p	145.1p
Fuel ²	K647	6207000060	150.7	154.5	153.5	150.9	156.2	159.3	168.9p	167.6p	156.2p
Materials and fuel purchased by manufacturing industry excluding food, beverages, tobacco and petroleum Not seasonally adjusted ²	K655	6207990050	136.8	137.3	136.9	137.6	140.3	141.4	144.6p	146.7p	138.0p
Materials	K653	6207990010	135.4	135.5	135.1	136.2	138.6	139.5	142.1p	144.4p	136.0p
Fuel ²	K656	6207990060	150.7	154.6	153.5	150.9	156.3	159.4	168.9p	167.6p	156.2p
Materials and fuel purchased by manufacturing industry excluding food, beverages, tobacco and petroleum Seasonally adjusted ²	K658	6207998950	137.1	137.5	138.1	138.9	141.0	142.0	144.4p	145.9p	138.0p
Gross sector³											
Other mining & quarrying products ⁴	K5WC	6112070000	124.2	124.5	124.4	124.7	126.3	127.1	128.8p	129.9p	131.3p
Manufacture of food products, beverages, tobacco	K5VS	6107101200	131.6	130.4	131.4	131.4	133.1r	134.5	137.4p	138.9p	131.3p
Food products and beverages	K5WE	6112100000	131.2	130.7	131.8	131.9r	133.7r	135.1	137.9p	139.4p	131.9p
Tobacco products	K5WI	6112120000	131.9	130.4	132.5	133.4r	135.1	135.7	139.2p	140.1p	131.9p
Manufacture of textiles and textile products	K5VT	6107131400	117.0	117.6	117.6	117.9	118.9	119.6	120.5p	123.3p	117.5p
Textiles	K5WJ	6112130000	119.8	120.7	120.7	121.0	122.3	123.1	124.3p	127.4p	120.5p
Wearing apparel	K5WK	6112140000	112.6	112.8	112.8	113.0	113.6	114.0	114.6p	116.8p	112.7p
Manufacture of leather and related products	K5VU	6107150000	123.5	123.5	123.1	122.7	123.2	123.4	125.4p	126.1p	123.1p
Manufacture of wood and wood products	K5VV	6107160000	127.0	130.2	130.8	131.2r	131.9r	132.4	133.1p	133.2p	128.6p
Manufacture of pulp, paper & paper products, recording media and printing services	K5VW	6107171800	118.4	119.2	119.3	119.7	120.8	121.4	122.3p	123.4p	118.6p
Pulp, paper and paper products	K5WN	6112170000	125.5	127.0	127.2	127.8	129.2	130.1	131.2p	132.8p	126.0p
Printing and recording services	K5WO	6112180000	113.6	114.0	114.0	114.3	115.1	115.5	116.2p	117.1p	113.7p
Manufacture of coke and refined petroleum products	K5VX	6107190000	168.1	165.7	166.3	166.6	173.9	177.8	192.6p	201.0p	171.2p
Manufacture of chemicals, chemical products and man-made fibres	K5VY	6107200000	138.1	139.9	140.5	141.1	143.5	144.7	146.7p	151.3p	139.7p
Manufacture of rubber and plastic products	K5W2	6107220000	130.3	131.7	132.0	132.3	134.1	134.9	136.5p	139.9p	131.3p
Manufacture of other non-metallic mineral products	K5W3	6107230000	128.5	129.7	128.8	129.0r	130.3r	130.9	132.8p	134.8p	128.9p
Manufacture of basic metals and fabricated products	K5W4	6107242500	134.8	136.1	135.8	135.8	136.8	137.0	138.6p	140.3p	133.6p
Basic metals	K5WU	6112240000	135.3	136.4	136.0	136.1	137.4r	137.8	139.7p	141.6p	134.3p
Fabricated metal products, except machinery and equipment	K5WV	6112250000	133.9	135.4	135.2	135.0	135.7	135.7	136.9p	138.3p	132.3p
Manufacture of computer, electronic and optical products, electrical equipment	K5W5	6107262700	119.1	119.4	118.3	118.6	119.0	119.1	119.6p	120.3p	118.0p
Computer, electronic and optical products	K5WW	6112260000	115.0	115.2	113.7	113.9	114.0	113.9	114.0p	114.4p	113.6p
Electrical equipment	K5WX	6112270000	123.9	124.3	123.9	124.3	125.1	125.3	126.3p	127.5p	123.3p
Manufacture of machinery and equipment nec	K5W6	6107280000	121.9	122.4	122.0	122.0	122.5	122.3	122.9p	123.5p	121.1p

1 Average index value for the calendar year January to December 2010.

4 Indices include the Aggregate Levy which was introduced in April 2002.

2 These indices include the Climate Change Levy which was introduced in April 2001.

p = provisional
r = revised

3 Climate Change Levy is excluded from the detailed industry input index (unless otherwise stated)

Source: Office for National Statistics

1 Price indices of materials and fuel purchased: All manufacturing and selected industries - SIC 2007

continued

			2010 Jun	2010 Jul	2010 Aug	2010 Sep	2010 Oct	2010 Nov	2010 Dec	2011 Jan	Annual average ¹ 2010
Manufacturing of motor vehicles and other transport equipment	κ5W7	6107293000	121.6	121.3	121.2	121.5	122.3	122.3	123.0p	123.7p	121.1p
Motor vehicles, trailers and semi trailers	κ5WZ	6112290000	121.2	120.9	120.7	121.1	121.9	121.9	122.6p	123.2p	120.8p
Other transport equipment	κ5X2	6112300000	124.0	123.6	123.4	123.7	124.3	124.6	125.2p	126.4p	123.1p
Manufacture of other manufactured goods nec	κ5W8	6107313300	123.5	124.1	123.8	124.1	125.0r	125.2	126.1p	127.2p	123.1p
Electricity, including Climate Change Levy	κ696	7167880000	173.3	174.8	175.1	173.7	176.3	176.4	182.1p	181.8p	178.2p
Gas, including Climate Change Levy	κ697	7167890000	116.5	124.2	121.3	116.3	126.1	133.8	149.4p	146.7p	123.1p
Collection, purification & distribution of water	κ698	7167900000	135.6	135.6	135.6	135.6	135.6	135.6	135.6p	135.6p	135.4p

1 Average index value for the calendar year January to December 2010.

Source: Office for National Statistics

2 Price indices of United Kingdom output: All manufacturing and selected industries - SIC 2007

Producer Prices Index: 2005=100, SIC2007

			2010 Jun	2010 Jul	2010 Aug	2010 Sep	2010 Oct	2010 Nov	2010 Dec	2011 Jan	Annual Average ¹ 2010
Net sector											
Output of manufactured products	JVZ7	7200700000	118.1	118.1	118.2	118.2	118.9	119.4	119.9p	121.1p	117.9p
All manufacturing, excluding duty	JVZ8	7200700010	116.6	116.7	116.8	116.8	117.5	118.0	118.6p	119.8p	116.5p
All manufacturing, excluding food, beverages, tobacco and petroleum	K3BI	7200799000	113.0	113.2	113.2	113.3	113.6	113.8	113.7p	114.5p	112.7p
Output of manufactured products minus Division 19 (JVZ7 minus Division 19)	K7JJ	9123158500	117.9	118.3	118.4	118.5	119.1	119.5	119.9p	120.9p	117.9p
Gross Sector											
Output of all manufactured products	K36V	7100700000	120.9	120.9	120.9	121.0	122.0	122.8	124.0p	125.7p	120.8p
Manufactured products excluding food, beverages, tobacco and petroleum	K36X	7100799000	115.6	116.0	116.1	116.3	116.7	116.8	117.0p	117.7p	115.4p
Other mining and quarrying	K37K	7112088000	118.0	122.0	121.0	119.7r	119.7	120.2	119.6p	119.7p	119.6p
Food products, beverages and tobacco, including duty	K65A	7111101280	123.7	124.1	124.5	124.2	125.0	126.0	126.9p	128.5p	124.2p
Food products	K37L	7112100000	122.1	122.9	123.3	123.0	124.1r	125.3	126.6p	128.6p	123.3p
Soft drinks, mineral waters and other bottled waters	JU5C	1107000000	115.4	115.0	115.0	114.3	114.8	115.9	114.9p	114.3p	114.3p
Tobacco products, including duty	K37Q	7112120080	128.1	128.1	128.1	128.1	128.4	129.1	129.1p	130.3p	127.2p
Alcoholic beverages, including duty	K38U	7113110180	128.4	127.6	127.7	127.8	128.0r	128.0	127.6p	127.6p	127.1p
Textiles	K37R	7112130000	109.2	109.4	109.5	109.4	109.8	109.9	110.0p	112.0p	109.2p
Wearing apparel	K37S	7112140000	102.3	102.7	102.7	102.3	102.0r	101.9	101.9p	102.2p	102.2p
Leather and related products	K37T	7112150000	110.4	110.8	110.6	111.1	111.2	111.2	111.4p	112.6p	109.8p
Wood and products of wood and cork, except furniture	K37U	7112160000	124.0	125.9	126.9	127.3r	127.7r	128.3	128.7p	128.3p	125.0p
Paper and paper products	K37V	7112170000	114.1	115.3	116.3	116.9	117.5	118.2	118.8p	119.9p	114.5p
Printing and recording services	K37W	7112180000	102.5	102.2	101.9	102.0	102.3	102.5	102.7p	102.7p	102.3p
Coke and refined petroleum products, including duty	K37Y	7112190080	137.3	135.8	135.1	135.1	138.6	140.1	144.2p	148.8p	136.6p
Chemicals and chemical products	K37Z	7112200000	131.7	132.9	133.4	134.0	135.8	136.4	137.5p	142.3p	132.7p
Basic pharmaceutical products and pharmaceutical preparations	K382	7112210000	113.4	112.7	112.7	112.9	112.1	112.4	112.4p	112.4p	111.7p
Rubber and plastic products	K383	7112220000	113.4	113.9	114.1	114.3	115.1r	115.7	115.8p	115.8p	113.6p
Other non-metallic mineral products	K384	7112230000	120.3	120.2	120.3	120.5	120.6	120.4	120.7p	121.4p	120.1p
Basic metals	K385	7112240000	135.9	138.4	138.0	136.9	137.1r	137.4	137.8p	139.3p	132.5p
Fabricated metal products, except machinery and equipment	K386	7112250000	116.8	117.1	117.6	118.0	118.0	118.2	118.6p	118.7p	116.7p
Computer, electronic and optical products	K387	7112260000	106.5	106.4	106.2	105.8	105.5	105.7	103.2p	103.2p	105.2p
Electrical equipment	K388	7112270000	122.2	121.8	121.5	122.6	122.3r	123.1	123.8p	125.9p	121.3p
Machinery and equipment n.e.c.	K389	7112280000	114.6	114.8	114.6	115.0	115.5	115.4	115.2p	116.2p	114.8p
Motor vehicles, trailers and semi-trailers	K38A	7112290000	111.0	111.0	110.8	111.1	111.8	111.6	111.6p	111.4p	111.3p
Other transport equipment	K38B	7112300000	111.5	111.4	111.5	111.6	112.0	112.0	111.8p	112.1p	111.1p
Furniture	K38C	7112310000	110.2	110.7	110.7	110.7	111.4	111.2	111.1p	111.4p	110.1p
Other manufactured goods	K38D	7112320000	115.1	115.2	115.1	115.2	115.6	116.0	116.4p	116.9p	114.6p
Repair and installation services of machinery and equipment	K38E	7112330000	112.1	112.1	111.5	111.6	111.6	111.6	111.7p	112.2p	111.7p

1 Average index value for the calendar year January to December 2010.

Source: Office for National Statistics

p=provisional
r=revised

3 Price indices of materials and fuels purchased by Group - SIC 2007¹

Producer Prices Index: 2005=100, SIC2007

			2010 Jun	2010 Jul	2010 Aug	2010 Sep	2010 Oct	2010 Nov	2010 Dec	2011 Jan	Annual Average ¹ 2010
Metal ores, other mining & quarrying											
Metal ores & other non-mining & quarrying products ² Group 07	K5X5	6113070000	130.4	131.5	130.2	129.8r	130.7r	130.7	131.9p	134.9p	130.1p
Food products & beverages											
Preserved meat & meat products Group 09	K5X9	6113090000	138.1	136.1	136.3	135.1r	136.0	137.6	141.9p	142.1p	136.4p
Processed & preserved fruit & vegetables Group 11	K5XD	6113110000	142.4	131.6	131.7	129.0r	129.1	130.9	135.1p	135.6p	130.3p
Vegetables & animal oils & fats Group 12	K5XF	6113120000	151.9	159.6	162.9	165.3	167.0	177.5	183.1p	191.2p	163.4p
Dairy products Group 13	K5XH	6113130000	129.4	130.3	131.5	132.9	135.0	136.4	136.9p	138.0p	131.8p
Grain mill products, starches & starch products Group 14	K5XJ	6113140000	132.8	132.4	139.0	142.2	148.1r	145.6	152.9p	155.8p	138.4p
Bakery & other farinaceous products Group 15	K5XL	6113150000	124.5	125.6	126.2	126.7	129.1	130.8	132.3p	134.8p	126.7p
Sugar; cocoa, chocolate & sugar confectionery Group 16	K5XN	6113160000	115.4	115.9	116.0	115.8	116.9	117.7	118.4p	121.0p	115.8p
Processed tea & coffee; condiments & seasonings; prepared meals & dishes; homogenised food preparations Group 17	K5XP	6113170000	125.4	126.1	127.4	128.1	130.3	130.8	133.1p	134.8p	127.5p
Prepared animal feeds Group 18	K5XR	6113180000	137.4	136.5	139.6	141.0	145.1	146.2	151.2p	154.3p	138.6p
Distilled alcoholic beverages & malt Group 19	K5XT	6113190000	121.0	121.3	121.9	123.1	125.3	125.4	126.5p	127.3p	122.2p
Wine from grape; cider & other fruit wines; other non-distilled fermented beverages; beer Group 20	K5XV	6113200000	121.2	121.3	121.3	121.7	123.5	124.0	124.9p	125.8p	121.6p
Soft drinks; mineral waters & other bottled waters Group 21	K5XX	6113210000	120.1	120.2	120.2	120.3	121.2	121.5	122.1p	123.5p	120.2p
Tobacco products											
Tobacco products Group 22	K5XZ	6113220000	131.9	130.4	132.5	133.4r	135.1	135.7	139.2p	140.1p	131.9p
Textiles											
Textile yarn & thread; woven textiles; textile finishing services Group 23	K5Y3	6113230000	125.2	126.6	126.7	127.0	128.9	129.9	131.6p	135.3p	126.4p
Other textiles Group 24	K5Y5	6113240000	117.1	117.8	117.8	118.1	119.1	119.8	120.8p	123.6p	117.6p
Wearing apparel											
Wearing apparel Group 25	K5Y7	6113250000	112.6	112.8	112.8	113.0	113.6	114.1	114.6p	116.8p	112.7p

1 Average index value for the calendar year January to December 2010.

Source: Office for National Statistics

2 The Climate Change Levy, introduced in April 2001, is not included in data shown in this table.

3 Indices include the Aggregates Levy, which was introduced in April 2002.

3 Price indices of materials and fuels purchased by Group - SIC 2007¹

continued

Producer Prices Index: 2005=100, SIC2007

			2010 Jun	2010 Jul	2010 Aug	2010 Sep	2010 Oct	2010 Nov	2010 Dec	2011 Jan	Annual Average ¹ 2010
Leather & leather products											
Leather & related products Group 26	K5Y9	6113260000	123.5	123.5	123.1	122.7	123.2	123.4	125.4p	126.1p	123.1p
Wood & wood products											
Wood & products of wood & cork, except furniture; articles of straw & plaiting materials Group 27	K5YB	6113270000	127.0	130.2	130.8	131.2r	131.9r	132.4	133.1p	133.1p	128.6p
Pulp, paper & paper products											
Pulp, paper & paperboard Group 28	K5YD	6113280000	128.6	130.3	130.4	130.8	132.7	133.8	135.7p	137.3p	129.6p
Articles of paper & paperboard Group 29	K5YF	6113290000	124.5	125.9	126.2	126.9	128.1	128.9	129.8p	131.4p	124.9p
Printing & recording											
Printing & recording services Group 30	K5YH	6113300000	113.6	114.0	114.0	114.3	115.1	115.5	116.2p	117.1p	113.7p
Coke, refined petroleum products & nuclear fuel											
Coke & refined petroleum products Group 31	K5YJ	6113310000	168.1	165.7	166.3	166.6	173.9	177.8	192.6p	201.0p	171.2p
Processed nuclear fuel Group 47	K5ZH	6113470000	167.6	165.2	165.8	166.2	173.3	177.3	191.9p	200.2p	170.7p
Chemicals & chemical products											
Industrial gases; other inorganic basic chemicals; fertilizers & nitrogen compounds Group 32	K5YL	6113320000	141.8	143.3	143.6	144.0r	146.7	147.8	150.2p	153.1p	143.1p
Dyes & pigments; pesticides & other agrochemical products Group 33	K5YN	6113330000	142.1	143.7	144.3	144.9	147.3	148.6	150.7p	154.3p	143.5p
Other organic based chemicals; plastics in primary forms; synthetic rubber in primary forms; man made fibres Group 34	K5YP	6113340000	141.5	143.9	144.6	145.1	147.8	149.2	151.6p	157.6p	143.5p
Paints, varnishes & similar coatings, printing ink & mastics Group 35	K5YR	6113350000	136.4	138.0	138.7	139.5	141.6	142.9	144.4p	148.7p	137.9p
Soaps & detergents, cleaning & polishing preparations, perfumes & toilet preparations Group 36	K5YT	6113360000	123.1	124.0	124.3	124.7	126.0	126.7	127.5p	129.2p	123.9p
Other chemical products Group 37	K5YV	6113370000	134.2	135.4	136.0	136.8	138.8	139.7	141.2p	144.9p	135.6p
Basic pharmaceutical products & pharmaceutical preparations Group 38	K5YX	6113380000	117.7	117.5	118.0	117.8	118.3	118.6	119.4p	120.3p	117.2p
Rubber & plastic products											
Rubber products Group 39	K5YZ	6113390000	125.4	126.0	126.3	126.6	128.2	128.6	130.0p	132.1p	126.0p
Plastic products Group 40	K5Z3	6113400000	131.2	132.7	133.0	133.4	135.1	136.1	137.7p	141.3p	132.3p

1 Average index value for the calendar year January to December 2010.

Source: Office for National Statistics

2 The Climate Change Levy, introduced in April 2001, is not included in data shown in this table.

3 Price indices of materials and fuels purchased by Group - SIC 2007¹

continued

Producer Prices Index: 2005=100, SIC2007

			2010 Jun	2010 Jul	2010 Aug	2010 Sep	2010 Oct	2010 Nov	2010 Dec	2011 Jan	Annual Average ¹ 2010
Non-metallic mineral products											
Glass & glass products Group 41	K5Z5	6113410000	128.5	129.7	129.7	129.5	131.2r	131.9	134.3p	136.1p	129.5p
Refractory products; clay building materials; other porcelain & ceramic products Group 42	K5Z7	6113420000	127.2	128.7	127.7	127.1	128.9	129.7	132.2p	134.0p	127.6p
Cement, lime & Plaster; articles of concrete, cement & plaster Group 43	K5Z9	6113430000	129.1	130.3	129.1	129.6	130.7	131.1	133.0p	134.9p	129.5p
Cut, shaped & finished stone; other non-metallic mineral products Group 44	K5ZB	6113440000	128.3	129.3	128.7	128.7	129.8	130.0	131.2p	133.7p	128.3p
Basic metals											
Basic iron & steel & ferro-alloys; tubes pipes, hollow profiles & related fittings, of steel; cold rolled Group 45	K5ZD	6113450000	132.8	134.9	134.3	133.5	133.8r	133.7	134.8p	136.5p	130.9p
Cold formed or folded products; cold drawn wire; precious metals; aluminium; lead, zinc & tin; copper; Group 46	K5ZF	6113460000	138.8	138.5	138.4	139.9	142.5	143.6	146.6p	148.9p	139.1p
Fabricated metal products, except machinery and equipment											
Structural metal products Group 48	K5ZJ	6113480000	133.6	135.7	135.3	134.6	134.7r	134.3	135.0p	136.3p	131.3p
Tanks, reservoirs & other containers of metal; steam generators, except central heating hot water boilers Group 49	K5ZL	6113490000	126.2	127.0	126.7	126.6	127.2r	127.2	128.6p	129.6p	125.9p
Forging, pressing stamping & roll forming services of metal; powder metallurgy; treatment & coating Group 51	K5ZP	6113510000	135.4	136.6	136.4	136.5	137.7	138.0	139.7p	141.2p	134.3p
Cutlery, tools & general hardware Group 52	K5ZR	6113520000	131.6	132.7	132.6	132.7	133.8	134.3	135.8p	137.1p	130.7p
Other fabricated metal products Group 53	K5ZT	6113530000	137.0	138.7	138.4	138.3	139.1	139.1	140.5p	142.1p	135.1p
Machinery and equipment n.e.c											
Weapons & ammunition Group 50	K5ZN	6113500000	119.7	119.8	120.0	120.3	121.0	121.2	122.0p	122.7p	119.9p
Domestic appliances Group 64	K62H	6113640000	126.0	126.6	126.3	126.6	127.3	127.6	128.7p	130.6p	125.3p
General purpose machinery Group 65	K62J	6113650000	127.2	127.3	127.3	127.8	128.9	129.2	130.5p	131.5p	126.7p
Other general purpose machinery Group 66	K62L	6113660000	126.4	127.0	126.6	126.6	127.6	127.9	129.0p	130.2p	125.4p
Agricultural & forestry machinery Group 67	K62N	6113670000	120.6	120.4	120.1	120.4	121.1	120.9	121.5p	122.0p	120.0p
Metal forming machinery & machine tools Group 68	K62P	6113680000	125.6	126.3	125.9	125.9	126.4	126.5	127.4p	128.4p	124.8p
Other special purpose machinery Group 69	K62R	6113690000	122.6	123.8	123.3	123.0	123.3	123.0	123.7p	124.4p	121.5p
Military fighting vehicles Group 76	K637	6113760000	119.7	119.8	120.0	120.3	121.0	121.2	122.0p	122.7p	119.9p
Repair services of fabricated metal services; repair services of machinery; repair services of electrical Group 83	K63L	6113830000	122.3	122.8	122.1	122.4	122.9	123.0	123.9p	124.7p	121.5p
Installation services of industrial machinery & equipment Group 87	K63T	6113870000	123.0	124.1	123.6	123.4	123.7	123.5	124.1p	124.9p	121.9p

1 Average index value for the calendar year January to December 2010.

Source: Office for National Statistics

2 The Climate Change Levy, introduced in April 2001, is not included in data shown in this table.

3 Price indices of materials and fuels purchased by Group - SIC 2007¹

continued

Producer Prices Index: 2005=100, SIC2007

			2010 Jun	2010 Jul	2010 Aug	2010 Sep	2010 Oct	2010 Nov	2010 Dec	2011 Jan	Annual Average ¹ 2010
Computers & peripheral equipment											
Computers & peripheral equipment Group 55	K5ZX	6113550000	116.6	116.4	115.1	115.1	115.3	115.3	114.4p	115.1p	114.6p
Radio, television & communication equipment & apparatus											
Electronic components & boards Group 54	K5ZV	6113540000	115.7	116.4	114.4	114.7	115.0	114.8	115.8p	116.0p	114.7p
Communication equipment Group 56	K5ZZ	6113560000	113.8	113.9	112.7	112.9	112.6	112.5	113.0p	113.3p	112.8p
Consumer electronics Group 57	K623	6113570000	115.7	115.6	115.3	115.5	115.4	115.5	115.8p	116.3p	115.1p
Medical, precision & optical instruments, watches & clocks											
Measuring, testing & navigating equipment; watches & clocks Group 58	K625	6113580000	117.4	118.0	116.3	116.6	116.9	116.8	117.6p	118.2p	116.4p
Irridation electromedical & electrotherapeutic equipment Group 59	K627	6113590000	118.2	118.2	118.1	118.2	118.6	118.8	119.3p	120.0p	117.8p
Optical instruments & photographic equipment; magnetic & optical media Group 60	K629	6113600000	117.4	118.0	116.3	116.6	116.9	116.8	117.6p	118.2p	116.4p
Medical & dental instruments & supplies Group 81	K63H	6113810000	117.4	118.0	116.3	116.6	116.9	116.8	117.6p	118.2p	116.4p
Electrical machinery & apparatus n.e.c											
Electric motors, generators, transformers & electricity distribution & control apparatus; Group 61	K62B	6113610000	120.8	121.2	120.2	120.6	121.2	121.3	122.2p	123.2p	120.1p
Wiring & wiring devices Group 62	K62D	6113620000	139.8	139.1	139.5	141.8	144.5	146.1	148.9p	151.6p	140.0p
Electrical lighting equipment; other electrical equipment Group 63	K62F	6113630000	119.3	119.5	118.6	119.0	119.1	119.3	120.2p	120.9p	118.5p
Transport equipment											
Motor vehicles Group 70	K62T	6113700000	121.2	120.9	120.7	121.1	121.9	121.9	122.6p	123.2p	120.8p
Bodies (coachwork) for motor vehicles; trailers & semi trailers Group 71	K62V	6113710000	121.2	120.9	120.7	121.1	121.9	121.9	122.6p	123.2p	120.8p
Parts & accessories for motor vehicles Group 72	K62X	6113720000	121.2	120.9	120.7	121.1	121.9	121.9	122.6p	123.2p	120.8p
Ships & boats Group 73	K62Z	6113730000	122.9	123.4	123.3	123.3	124.1	124.2	125.0p	126.2p	122.7p
Repair & maintenance services of ships & boats Group 84	K63N	6113840000	122.9	123.4	123.3	123.3	124.1	124.2	125.0p	126.2p	122.7p
Other transport equipment											
Railway locomotives & rolling stock Group 74	K633	6113740000	124.6	124.9	123.4	123.4	123.7	123.6	124.0p	124.4p	123.6p
Air and spacecraft & related machinery Group 75	K635	6113750000	124.2	123.3	123.5	123.9	124.6	125.0	125.5p	127.0p	123.1p
Transport equipment n.e.c. Group 77	K639	6113770000	124.6	124.9	123.4	123.4	123.7	123.6	124.0p	124.4p	123.6p
Repair & maintenance services of aircraft & spacecraft Group 85	K63P	6113850000	124.2	123.3	123.5	123.9	124.6	125.0	125.5p	127.0p	123.1p
Repair & maintenance service of other transport equipment Group 86	K63R	6113860000	124.6	124.9	123.4	123.4	123.7	123.6	124.0p	124.4p	123.6p

1 Average index value for the calendar year January to December 2010.

Source: Office for National Statistics

2 The Climate Change Levy, introduced in April 2001, is not included in data shown in this table.

3 Price indices of materials and fuels purchased by Group - SIC 2007¹

continued

Producer Prices Index: 2005=100, SIC2007

			2010 Jun	2010 Jul	2010 Aug	2010 Sep	2010 Oct	2010 Nov	2010 Dec	2011 Jan	Annual Average ¹ 2010
Furniture; manufacturing n.e.c											
Furniture Group 78	К 63 B	6113780000	124.2	125.3	125.4	125.6r	126.4r	126.5	127.1p	128.2p	123.9p
Jewellery, bijouterie & related articles, musical instruments Group 79	К 63 D	6113790000	142.8	141.5	141.8	144.2	147.5	149.3	152.8p	154.8p	142.8p
Sports goods, games & toys Group 80	К 63 F	6113800000	123.9	124.7	124.3	124.7r	125.6	125.8	126.9p	127.6p	123.5p
Manufactured goods n.e.c Group 82	К 63 J	6113820000	123.5	124.1	124.2	124.6	125.9	126.4	127.6p	129.4p	123.8p

1 Average index value for the calendar year January to December 2010.

Source: Office for National Statistics

2 The Climate Change Levy, introduced in April 2001, is not included in data shown in this table

4 Price indices of products manufactured in the United Kingdom (SIC07)

Producer Prices Index: 2005=100, SIC2007

			2010 Jun	2010 Jul	2010 Aug	2010 Sep	2010 Oct	2010 Nov	2010 Dec	2011 Jan	Annual Average ¹ 2010
Other mining & quarrying products											
Ornamental & building stone, limestone, gypsum, chalk & slate excl agg levy	JTU9	0811000000	107.7B	105.3B	105.8B	105.1B	105.6B	105.2B	104.1pB	104.1pB	106.2p
Granite, sandstone & other ornamental or building stone excl agg levy	K2V9	0811120000	108.5	107.9	107.3	107.3	107.3	107.3	107.3p	107.3p	108.0p
Limestone & gypsum excl agg levy	JTV3	0811200000	112.5B	106.9B	108.4B	106.8B	108.1B	106.9B	104.4pB	104.5pB	107.2p
Ornamental & building stone, limestone, gypsum, chalk & slate incl agg levy	K2V8	0811008000	108.7B	106.8B	107.1B	106.6B	107.0B	106.6B	105.7pB	105.8pB	107.6p
Limestone & gypsum incl agg levy	JTV4	0811208000	114.7	110.3	111.5	110.2	111.2	110.3	108.3p	108.4p	110.5p
Gravel, sand, clays & kaolin excl agg levy	JTV8	0812000000	117.2	123.0	123.4	122.1	120.6	121.8	122.3p	122.5p	119.1p
Natural sands excl agg levy	JTW2	0812110000	134.7	127.3	124.9	124.3	123.5	123.4	122.4p	122.9p	129.1p
Granules, chippings & powder excl agg levy	JTW4	0812120000	111.8	120.8	123.4	121.7	120.3	121.9	123.0p	123.1p	116.3p
Gravel, sand, clays & kaolin incl agg levy	JTV9	0812008000	118.8	123.9	123.8	122.2r	120.9	121.9	122.4p	122.6p	120.1p
Granules, chippings & powder incl agg levy	K2VA	0812128000	115.1	122.9	124.0	122.4	121.4	122.6	123.6p	123.7p	118.4p
Other mining & quarrying products nec	JTX3	0899000000	125.3B	125.3B	125.4B	126.2B	126.2B	126.5B	126.5pB	126.7pB	124.6p
Food products, soft drinks, mineral waters & other bottled waters											
Soft drinks; mineral waters & other bottled waters	JU5C	1107000000	115.4	115.0	115.0	114.3	114.8	115.9	114.9p	114.3p	114.3p
Processed & preserved meat	JTX6	1011000000	130.1B	135.1B	134.2B	129.0B	132.8B	133.5B	139.2pB	139.2pB	133.7p
Meat of bovine animals, fresh or chilled	K2VB	1011110000	133.3	145.7	145.7	135.0	143.8	141.6	145.5p	145.9p	141.9p
Meat of swine, fresh or chilled	JTX7	1011120000	125.6	125.7	125.4	125.3	124.1	123.8	138.0p	136.1p	125.8p
Meat of sheep, fresh or chilled	JTX8	1011130000	126.5	117.9	111.4	113.8	110.8	122.2	121.3p	121.3p	121.0p
Edible offal of bovine, swine, sheep, goat, horse & other equines, fresh or chilled	JTX9	1011200000	109.6B	108.7B	108.6B	109.3B	112.2B	112.2B	111.7pB	112.4pB	111.8p
Other raw hides & skins, bovine or equine	K5UR	1011430000	97.8	97.4	96.2	95.9	94.3	93.4	93.4p	95.2p	..
Raw hides & skins of sheep or lambs	JTY4	1011440000	205.7B	230.4B	231.7B	232.7B	233.6B	247.1B	260.4pB	268.6pB	..
Raw offal, inedible	K2VE	1011600000	208.3	212.3	212.5	212.4	215.8	216.4	217.0p	217.0p	..
Processed & preserved poultry meat	K2VF	1012000000	117.3	117.7	118.5	118.3	121.5	121.8	124.6p	124.3p	119.3p
Meat of poultry, fresh or chilled	JTY6	1012100000	114.8	115.1	116.0	115.8	119.0	119.3	122.2p	121.9p	116.8p
Meat of poultry, frozen	JTY7	1012200000	163.6	164.3	164.3	164.3	166.4	166.3	168.2p	168.1p	..
Meat & poultry meat products	JTY9	1013000000	122.4	122.0	122.0	121.4	120.8	121.2	121.2p	120.5p	121.6p
Swine meat, cuts, salted, dried or smoked	JTZ2	1013110000	121.1	120.5	120.6	120.6	119.0	118.9	118.6p	118.4p	119.8p
Sausages & similar products of meat	JTZ5	1013140000	121.6	121.8	121.5	120.8	122.8	122.6	121.8p	121.8p	121.9p
Other prepared & preserved meat	JTZ6	1013150000	122.0	121.6	121.6	120.7	120.2	120.9	121.1p	120.0p	121.5p
Processed & preserved fish, crustaceans & molluscs	JTZ8	1020000000	125.1	124.6	125.8	125.2	127.8	127.7	127.4p	127.6p	126.3p
Fish, including fillets smoked	JU24	1020240000	105.7	106.1	106.1	106.1	109.9	109.9	109.9p	109.9p	108.0p
Fish, otherwise prepared or preserved	JU25	1020250000	114.7	114.6	114.6	114.7	114.7	114.4	114.4p	114.3p	114.8p
Crustaceans, otherwise prepared or preserved	JU27	1020340000	120.7	120.0	121.2	121.2	122.2r	122.2	122.9p	122.9p	..
Processed & preserved potatoes	JU2A	1031000000	134.1	134.2	134.2	134.0	133.6	134.2	134.7p	139.6p	133.8p
Dried potatoes in the form of flour, meal, flakes, granulates & pellets	JU2C	1031130000	158.5	158.5	158.5	158.5	159.0	159.2	159.2p	159.1p	..
Potatoes prepared or preserved	JU2D	1031140000	135.3	135.4	135.4	135.4	135.0	135.7	136.1p	141.4p	135.1p
Fruit & vegetable juices	K2VJ	1032000000	117.2	117.3	117.3	118.0	118.6	128.3	140.7p	141.9p	120.3p
Orange juice	JU2F	1032120000	120.8	120.8	120.8	122.7	123.9	125.3	154.8p	154.9p	124.8p

For B and F see notes

Source: Office for National Statistics

4 Price indices of products manufactured in the United Kingdom (SIC07)

continued

Producer Prices Index: 2005=100, SIC2007

			2010 Jun	2010 Jul	2010 Aug	2010 Sep	2010 Oct	2010 Nov	2010 Dec	2011 Jan	Annual Average ¹ 2010
Processed & preserved fruit & vegetables	JU2K	1039000000	115.7	115.3	115.4	115.4	115.7	115.7	115.6p	117.4p	115.5p
Vegetables, frozen	JU2L	1039110000	113.1	119.5	119.7	116.1	116.7	110.4	109.0p	107.7p	115.3p
Cut & packaged vegetables & fruits	JU2N	1039140000	108.9	104.3	107.1	106.5	108.4	110.5	106.5p	108.9p	109.1p
Other vegetables (except potatoes), preserved other than by vinegar or acetic acid	JU2Q	1039170000	100.4	101.1	100.5	101.1	101.1	101.1	101.1p	101.6p	100.2p
Vegetables (except potatoes), fruit, nuts & other edible parts of plants	JU2R	1039180000	108.2	108.2	108.2	108.2	108.2	108.2	108.2p	108.3p	106.0p
Jams, fruit jellies & fruit or nut purees/pastes	K2VL	1039220000	110.5	110.5	110.5	110.5	110.5	110.5	110.5p	111.5p	110.4p
Nuts, groundnuts, roasted, salted or otherwise prepared	JU2T	1039230000	141.0	140.2	139.1	139.3	139.3	139.3	147.4p	150.2p	140.8p
Fruit & nuts provisionally preserved, not for immediate consumption	JU2U	1039240000	108.9	108.4	107.8	109.0	108.5	108.6	109.5p	109.4p	..
Other prepared or preserved fruits	K2VM	1039250000	103.3	102.8	102.0	103.0	102.5r	102.4	101.2p	102.1p	103.0p
Dairy & cheese products	JU37	1051000000	126.7	124.2	126.5	125.7	124.9	125.7	125.8p	127.8p	125.3p
Processed liquid milk	K2VR	1051110000	128.9	128.2	128.9	128.9	131.8	132.9	131.7p	130.6p	130.2p
Milk & cream of > 6% fat, not concentrated or sweetened	JU38	1051120000	116.3	117.1	121.5	121.5	121.7	121.5	121.4p	123.5p	117.4p
Butter & dairy spreads	JU3B	1051300000	122.0	120.3	119.7	118.7	119.9	122.8	122.4p	119.2p	116.7p
Cheese & curd	K2VS	1051400000	124.9	122.5	122.6	122.5	122.4	123.6	124.3p	125.2p	122.5p
Yoghurt & other fermented or acidified milk/cream	JU3D	1051520000	121.9	108.9	129.0	129.0	106.2	102.3	104.1p	129.8p	..
Whey	JU3F	1051550000	114.1	109.9	108.1	110.7	112.8	116.4	115.9p	116.0p	111.8p
Ice cream	JU3G	1052000000	115.2	122.9	123.0	112.5	115.0	115.4	115.9p	116.7p	118.2p
Ice cream & other edible ice	JU3H	1052100000	115.2	122.9	123.0	112.5	115.0	115.4	115.9p	116.7p	118.2p
Grain mill products	JU3I	1061000000	123.0	122.9	122.3	124.5	129.7	130.5	131.2p	132.4p	124.9p
Rice, semi or wholly milled or broken	JU3K	1061120000	122.0	122.2	122.2	122.5r	121.7	116.3	116.5p	116.3p	121.0p
Wheat or maslin flour	JU3L	1061210000	132.6	132.3	133.0	138.4	151.0	153.1	154.0p	156.7p	138.3p
Mixes for preparation of bakers' wares	K2VU	1061240000	114.7	114.6	104.7	105.2	105.6	105.6	105.4p	108.1p	109.8p
Breakfast cereals & other cereal grain products	K2VV	1061330000	117.4	117.4	117.4	117.5	117.5	117.9	118.3p	118.3p	117.6p
Bran, sharps & other residues from the working of cereals	JU3P	1061400000	86.5	86.7	86.6	88.7	108.5r	111.9	118.4p	118.3p	..
Starches & starch products	JU3Q	1062000000	95.5	94.7	100.4	100.3	124.3	132.6	132.6p	149.4p	106.2p
Glucose & glucose syrup; fructose syrup, invert sugar	JU3R	1062130000	94.4	94.2	94.0	93.8	94.0	94.0	94.0p	98.1p	..
Bread; fresh pastry goods & cakes	JU3T	1071000000	122.1	122.6	122.7	123.2	123.1	123.6	125.9p	127.1p	123.0p
Fresh bread	JU3U	1071110000	134.4	135.1	135.3	136.4	136.0	136.8	140.9p	141.9p	135.8p
Fresh pastry goods & cakes	JU3V	1071120000	111.1	111.4	111.5	111.5	111.6	111.8	112.4p	113.8p	111.5p
Rusks & biscuits; preserved pastry goods & cakes	K2VX	1072000000	113.8	114.3	113.7	113.9	113.8	114.0	114.3p	115.7p	..
Crispbread, rusks, toasted bread & similar	JU3W	1072110000	77.7	77.7	77.7	77.9	77.9	80.6	80.6p	80.6p	..
Gingerbread & the like; sweet biscuits, waffles and wafers	JU3X	1072120000	124.1	124.1	122.8	123.3	123.1	123.1	124.1p	125.3p	122.7p
Other dry or preserved bakers' wares	K2VY	1072190000	107.0	108.1	108.1	107.9	108.0	108.1	107.7p	109.6p	107.5p
Macaroni, noodles, couscous & similar products	JU3Y	1073000000	115.8B	115.7B	115.7B	115.7B	116.5B	118.7	118.9pB	118.9pB	..
Cocoa, chocolate & sugar confectionery	JU47	1082000000	121.7	121.7	121.8	121.4	122.7	122.8	123.0p	125.2p	121.5p
Chocolate & food preparations containing cocoa	JU4B	1082220000	122.0	122.1	122.4	122.4	124.3r	124.3	124.4p	127.5p	122.1p
Sugar confectionery (inc white chocolate), not containing cocoa	K2W2	1082230000	115.9	116.1	116.1	116.0	116.4	116.4	116.4p	116.7p	116.1p

For B and F see notes

Source: Office for National Statistics

4 Price indices of products manufactured in the United Kingdom (SIC07)

continued

Producer Prices Index: 2005=100, SIC2007

			2010 Jun	2010 Jul	2010 Aug	2010 Sep	2010 Oct	2010 Nov	2010 Dec	2011 Jan	Annual Average ¹ 2010
Processed tea & coffee	JU4D	1083000000	128.8	128.8	128.4	128.5	129.1	129.2	129.8p	135.9p	128.7p
Coffee, decaffeinated or roasted	JU4E	1083110000	115.1	115.1	115.1	115.1	115.1	115.3	117.4p	127.9p	114.9p
Green tea (not fermented), black tea (fermented) & partly fermented tea in immediate packings	K2W3	1083130000	154.5	154.3	153.5	153.6	155.0	155.2	156.1p	159.1p	153.4p
Condiments & seasonings	K2W4	1084000000	107.7	107.7	107.6	107.7	107.4	107.5	107.5p	107.7p	107.5p
Sauces; mixed condiments & mixed seasonings, mustard flour	JU4I	1084120000	104.7	104.7	104.7	104.8	104.5	104.5	104.5p	104.7p	104.5p
Prepared meals & dishes	JU4K	1085000000	109.8	109.8	110.0	109.7	109.8	110.6	110.7p	110.8p	109.9p
Prepared meals & dishes based on meat, meat offal or blood	JU4L	1085110000	108.8	108.4	109.2	108.5	109.3	110.6	110.2p	109.3p	109.0p
Prepared meals & dishes based on fish, crustaceans & molluscs	JU4M	1085120000	116.4	117.9	113.2	113.5	110.0	106.8	110.3p	118.5p	113.9p
Prepared meals & dishes based on vegetables	JU4N	1085130000	110.9	110.5	109.6	110.0	109.9	110.0	110.0p	110.2p	110.7p
Prepared meals & dishes based on pasta	K2W5	1085140000	107.1	108.9	108.9	108.9	108.9	109.0	109.0p	108.3p	108.0p
Other prepared dishes & meals (incl frozen pizza)	JU4O	1085190000	110.9	110.9	111.9	112.0	112.0	113.4	113.9p	113.7p	111.7p
Other food products nec	JU4Q	1089000000	119.0	119.2	119.2	119.2	119.1	119.5	119.5p	119.9p	119.1p
Soups & broths & preparations thereof	JU4R	1089110000	112.5	112.5	112.5	112.6	112.5	112.5	112.5p	113.5p	112.9p
Miscellaneous food products nec	JU4U	1089190000	119.0	119.3	119.3	119.3	119.3	120.0	120.0p	120.0p	119.2p
Prepared feeds for farm animals	JU4V	1091000000	135.0	134.9	136.7	140.8	143.5	146.7	148.2p	152.6p	138.3p
Prepared pet foods	JU4X	1092000000	127.1	127.5	127.6	127.6	128.1	127.9	128.1p	128.6p	127.4p
Beverages											
Distilled alcoholic beverages excl duty	JU4Y	1101000000	121.3F	121.3F	121.3F	121.3F	121.3F	121.3F	121.3pF	121.3pF	121.7p
Distilled alcoholic beverages incl duty	JU4Z	1101008000	118.2F	118.2F	118.2F	118.2F	118.2F	118.2F	118.2pF	118.2pF	..
Cider & other fruit wines excl duty	JU53	1103000000	114.8	115.4	115.7	116.0	116.5	115.8	115.7p	115.7p	114.7p
Other fermented beverages (e.g cider, perry, mead) excl duty	JU55	1103100000	114.8	115.4	115.7	116.0	116.5	115.8	115.7p	115.7p	114.7p
Cider & other fruit wines incl duty	JU54	1103008000	120.0	117.7	117.9	118.2	118.4	117.9	117.8p	117.8p	..
Other fermented beverages (e.g cider, perry, mead) incl duty	K2W9	1103108000	120.0	117.7	117.9	118.2	118.4	117.9	117.8p	117.8p	..
Beer, excluding duty	JU56	1105000000	115.5	114.4	114.4	114.2	114.5	114.4	113.6p	113.6p	113.5p
Beer except dregs from brewing excl duty	JU58	1105100000	115.7	114.6	114.6	114.4	114.6	114.5	113.7p	113.7p	..
Brewing or distilling of dregs excl duty	JU5A	1105200000	88.8B	88.8B	88.8B	88.8B	99.5B	99.5B	99.5pB	99.5pB	..
Beer incl duty	JU57	1105008000	129.4	128.7	128.7	128.6r	128.7	128.6	128.1p	128.1p	128.0p
Beer, except dregs from brewing incl duty	JU59	1105108000	129.4	128.7	128.7	128.6r	128.7	128.6	128.1p	128.1p	128.0p
Malt	K2WA	1106000000	146.5	145.7	148.7	154.5r	159.4r	162.2	161.9p	163.4p	..
Tobacco products											
Tobacco products excl duty	JU5F	1200000000	151.5	151.5	151.5	151.5	158.7	165.3	165.5p	166.9p	154.3p
Tobacco products incl duty	K2WB	1200008000	128.1F	128.1F	128.1F	128.1F	128.4F	129.1F	129.1pF	130.3pF	127.2p
Woven textiles											
Woven textiles	JU5Q	1320000000	102.8F	102.8F	102.5F	100.6F	101.7F	101.7F	100.6pF	100.6pF	102.5p
Textile finishing services	K2WF	1330000000	109.9	109.9	109.9	109.9	110.1	110.1	110.1p	113.5p	109.2p
Made-up textile articles, except apparel	JU64	1392000000	110.8	111.3	111.3	111.1	111.5	111.5	111.5p	114.2p	110.9p
Curtains (including drapes) & interior blinds	JU67	1392150000	115.2	115.2	115.2	114.6	114.4	114.5	114.5p	114.6p	114.6p
Quilts, eiderdowns, cushions, pouffes/pillows	JU6A	1392240000	91.3	93.8	93.8	93.8	93.7	93.6	93.6p	99.7p	92.5p

For B and F see notes

Source: Office for National Statistics

4 Price indices of products manufactured in the United Kingdom (SIC07)

continued

Producer Prices Index: 2005=100, SIC2007

			2010 Jun	2010 Jul	2010 Aug	2010 Sep	2010 Oct	2010 Nov	2010 Dec	2011 Jan	Annual Average ¹ 2010
Carpets & rugs	JU6C	1393000000	112.3	112.4	113.0	113.7	113.9	114.3	114.4p	115.9p	112.5p
Carpets & other textile floor coverings	JU6F	1393130000	112.5	112.6	113.1	114.1	114.1	114.5	114.5p	115.8p	112.7p
Cordage, rope, twine & netting	K2WJ	1394000000	101.1	101.1	101.1	101.3	101.3	101.3	101.3p	102.4p	101.1p
Non-wovens & articles made from non-wovens, except apparel	JU6J	1395000000	101.6	101.6	101.6	101.6	102.8	105.0	105.0p	104.0p	102.1p
Other technical & industrial textiles	K2WK	1396000000	108.8	108.9	108.9	108.9	109.1	109.1	109.1p	109.4p	108.2p
Clothing & footwear											
Workwear	JU6V	1412000000	105.0	105.0	105.0	107.5	107.8	107.8	107.8p	107.8p	105.8p
Other outerwear	JU6Y	1413000000	101.0	101.0	101.0	99.2	99.2	98.8	98.8p	98.8p	100.3p
Other wearing apparel & accessories n.e.c	K2WR	1419000000	103.7B	103.7B	103.7B	103.7B	103.7B	103.7B	103.7pB	103.8pB	103.5p
Knitted & crocheted hosiery	JU7P	1431000000	90.2F	90.6F	90.6F	90.6F	90.6F	90.7F	90.7pF	90.7pF	90.4p
Other knitted & crocheted apparel	K2WS	1439000000	111.4F	111.4F	111.4F	111.4F	106.9F	108.1F	108.7pF	110.0pF	110.4p
Footwear	JU82	1520000000	107.7	108.5	107.7	107.7	108.0	108.2	108.1p	108.3p	107.4p
Footwear with uppers of leather, other than sports footwear	JU84	1520130000	106.4	106.7	107.1	107.1	107.6	107.8	107.7p	107.9p	106.2p
Parts of footwear of leather removeable insoles, heel cushions & similar articles	JU88	1520400000	103.2	105.7	106.2	106.2	106.2	106.2	106.2p	106.2p	104.5p
Leather & leather products											
Tanned & dressed leather;dressed & dyed fur	JU7R	1511000000	110.7	110.7	111.3	111.7	111.4	110.3	110.5p	112.6p	107.9p
Luggage,handbags & the like; saddlery/harness	JU7X	1512000000	113.9	114.1	114.1	115.2	115.3	116.2	116.6p	118.6p	114.6p
Saddlery & harness for any animal	JU7Y	1512110000	125.7	125.8	125.6	126.9	126.9	128.6	129.1p	130.9p	..
Wood & wood products											
Wood, sawn & planed	JU89	1610000000	125.0	128.1	130.4	131.5	131.6	130.9	130.7p	130.8p	127.7p
Veneer sheets & wood-based panels	JU8F	1621000000	120.2	120.8	121.0	121.0	123.2	125.3	125.6p	126.3p	119.3p
Particle boards & similar boards of wood	JU8H	1621130000	117.6	118.4	118.7	119.0	120.2	123.3	123.7p	124.8p	117.3p
Other Builders' carpentry & joinery	JU8J	1623000000	124.7	126.1	127.1	127.6r	127.6	127.9	128.6p	127.7p	125.5p
Windows, french windows & their frames, doors & their frames	JU8K	1623110000	130.0	131.8	132.1	133.2r	132.7	132.4	132.6p	132.6p	130.8p
Builders' joinery & carpentry of wood nec	K2X2	1623190000	115.7	117.7	120.3	120.3	120.8	121.1	122.2p	120.0p	116.8p
Prefabricated wooden buildings	K2X3	1623200000	129.6B	129.6B	129.6B	129.6B	129.6B	130.9B	131.7pB	131.4pB	130.2p
Wooden containers	K2X4	1624000000	119.2	126.3	126.3	126.3	127.2	127.4	127.1p	127.1p	121.5p
Pallets, box pallets & other load boards	JU8L	1624110000	119.0	128.6	128.6	128.6	129.8	130.0	129.8p	129.8p	122.3p
Other products of wood; articles of cork, straw & plaiting	JU8O	1629000000	131.7	131.7	133.5	133.5	133.5	138.1	138.1p	139.0p	133.9p
Pulp, paper & paper products											
Paper & paperboard	JU8W	1712000000	124.4	125.7	126.8	127.7	128.7	130.3	131.1p	133.8p	125.3p
Sulphite wrapping paper & other uncoated paper	K2X6	1712420000	124.6	124.6	124.6	123.8	122.4	123.2	123.2p	125.2p	122.7p
Paper & paperboard used for writing, printing or other graphic purposes	JU98	1712730000	119.3F	121.6F	121.5F	124.3F	126.2F	125.9F	126.7pF	130.3pF	121.1p
Corrugated paper & paperboard & containers of paper & paperboard	JU9B	1721000000	111.4	113.0	114.6	115.3	115.7	116.3	117.1p	118.1p	112.2p
Corrugated board, in rolls or sheets	JU9C	1721110000	144.5	144.9	146.4	147.9	148.5	154.1	156.0p	156.6p	142.5p
Cartons, boxes & cases, of corrugated board/paperboard	K2X9	1721130000	111.2	114.0	117.3	118.5	119.1	119.7	121.0p	122.2p	113.7p

For B and F see notes

Source: Office for National Statistics

4 Price indices of products manufactured in the United Kingdom (SIC07)

continued

Producer Prices Index: 2005=100, SIC2007

			2010 Jun	2010 Jul	2010 Aug	2010 Sep	2010 Oct	2010 Nov	2010 Dec	2011 Jan	Annual Average ¹ 2010
Folding cartons, boxes & cases, of non-corrugated paper & paperboard	JU9D	1721140000	101.4	101.4	100.4	100.1	100.1	99.1	98.8p	99.8p	100.1p
Household & sanitary goods & toilet requisites	K2XA	1722000000	115.2	117.5	117.8	117.6	117.7	117.7	117.8p	117.7p	114.2p
Paper stationery	JU9G	1723000000	106.4	106.5	107.0	107.4	108.0	108.4	108.8p	109.3p	106.6p
Envelopes, letter cards, plain postcards & similar of paper/paperboard	JU9I	1723120000	114.5F	115.3F	117.0F	117.0F	120.2F	120.2F	121.8pF	121.8pF	115.3p
Registers, account books, binders, forms & other articles of stationery	JU9J	1723130000	100.4	100.3	100.5	101.2	101.2	101.8	101.8p	102.8p	100.4p
Wallpaper	JU9L	1724000000	109.4F	109.4F	109.9F	109.9F	112.9F	112.9F	114.1pF	114.4pF	110.0p
Other articles of paper & paperboard	JU9O	1729000000	105.2	105.5	105.6	105.6	105.6	105.6	105.6p	106.0p	105.9p
Labels of paper or paperboard	JU9P	1729110000	98.9F	99.5F	99.7F	99.7F	99.7F	99.7F	99.7pF	100.4pF	99.4p
Cigarette paper; bobbins, spools, cops & similar supports; filter paper & paperboard; other articles of paper	JU9Q	1729190000	111.5F	111.5F	111.5F	111.5F	111.5F	111.5F	111.5pF	111.5pF	112.3p
Printing & recording services											
Other printing services	JU9T	1812000000	104.8	104.7	104.4	104.5	104.5	104.7	104.9p	104.8p	104.7p
Printing services for advertising catalogues, prospectuses, posters & other printed advertising	JU9U	1812120000	102.6	102.5	100.4	100.6	100.3	102.1	102.5p	102.4p	101.5p
Printing services for journals & periodicals appearing less than four times a week	JU9V	1812130000	92.5	92.4	92.5	92.7	92.8	92.9	93.0p	93.0p	92.9p
Printing services for books, maps, hydrographic or similar charts of all kinds	K2XC	1812140000	109.1	109.0	109.0	108.0	108.0	108.0	108.0p	108.0p	109.2p
Printing services directly onto plastic, glass, metal, wood & ceramics	JU9W	1812160000	98.8	98.5	97.5	97.6	97.0	96.8	97.6p	97.4p	97.6p
Other printing services nec	JU9X	1812190000	112.1B	112.2B	112.3B	112.8B	113.1B	113.0B	113.0pB	113.0pB	112.4p
Pre-press & pre-media services	JU9Y	1813000000	89.6	89.7	89.7	89.7	89.7	89.7	89.7p	89.7p	89.7p
Ancillary services related to printing	K2XD	1813300000	89.5	89.6	89.6	89.6	89.6	89.6	89.6p	89.6p	89.4p
Reproduction services of recorded media	JUA4	1820000000	98.1	92.3	92.2	92.2r	100.3r	100.6	100.6p	100.4p	94.7p
Reproduction services of sound recording	K2XF	1820100000	110.1B	100.3B	100.3B	100.3B	112.2B	112.2B	112.2pB	112.2pB	104.2p
Reproduction services of video recording	JUA5	1820200000	77.8	77.9	77.9	77.9r	80.4r	80.4	80.4p	80.1p	78.2p
Reproduction services of software	K2XG	1820300000	96.2F	96.2F	96.2F	96.2F	96.2F	102.0F	102.0pF	102.0pF	97.2p
Coke & refined petroleum products											
Refined petroleum products excl duty	JUA8	1920000000	154.7	151.2	149.6	149.6	154.9	158.1	167.4p	175.9p	153.0p
Refined petroleum products incl duty	K2XH	1920080000	137.3	135.8	135.1	135.1	138.6	140.1	144.2p	148.8p	136.6p
Diesel and gas oil incl duty	K2XO	1920268000	135.1	132.4	132.2	133.6	137.9	139.0	144.2p	148.1p	134.4p
Chemicals & chemical products											
Dyes & pigments	JUB3	2012000000	111.7F	116.8F	118.0F	118.3F	123.3F	122.8F	124.3pF	128.6pF	115.0p
Other inorganic basic chemicals	JUB7	2013000000	127.0	126.7	126.4	126.2	126.6	126.7	127.0p	127.6p	126.2p
Oxides, hydroxides & peroxides; hydrazine & hydroxylamine & their inorganic salts	JUC4	2013250000	183.1F	183.1F	183.1F	183.1F	183.1F	183.1F	183.1pF	183.1pF	..
Carbonates	JUC8	2013430000	113.5F	117.6F	115.8F	115.8F	115.8F	115.8F	115.8pF	115.8pF	..
Other organic basic chemicals	JUD3	2014000000	147.6	156.6	157.6	157.2	159.8	163.0	169.3p	185.3p	155.4p
Unsaturated monocarboxylic, cyclanic, cyclenic or cycloterpenic acyclic polycarboxylic acids	JUD8	2014330000	130.1F	133.0F	142.5F	140.7F	147.6F	150.6F	149.6pF	152.9pF	134.5p
Aromatic polycarboxylic and carboxylic acids with additional oxygen functions	JUD9	2014340000	128.1F	132.9F	133.5F	133.7F	134.1F	146.3F	147.0pF	147.2pF	132.7p

For B and F see notes

Source: Office for National Statistics

4 Price indices of products manufactured in the United Kingdom (SIC07)

continued

Producer Prices Index: 2005=100, SIC2007

			2010 Jun	2010 Jul	2010 Aug	2010 Sep	2010 Oct	2010 Nov	2010 Dec	2011 Jan	Annual Average ¹ 2010
Fertilisers & nitrogen compounds	JUF3	2015000000	218.0	217.1	224.6	233.0	240.0	242.3	244.8p	252.6p	220.6p
Plastics in primary forms	JUG6	2016000000	135.8	135.2	134.9	136.0	138.7	138.8	138.9p	145.6p	134.4p
Polymers of ethylene, in primary forms	K2XW	2016100000	168.1	168.3	164.8	171.6	177.3	177.2	174.9p	192.0p	..
Paints, varnishes & similar coatings, printing ink & mastics	JUI2	2030000000	116.9	116.6	116.6	116.6	116.6	117.2	117.3p	121.5p	116.5p
Paints & varnishes based on polyesters, acrylic or vinyl polymers	JUI4	2030120000	113.6	113.8	113.9	114.1	114.2	115.4	115.5p	120.9p	114.0p
Other paints & varnishes; prepared driers	JUI6	2030220000	111.7F	115.5F	115.5F	115.5F	115.5F	115.5F	115.5pF	115.5pF	113.6p
Printing ink	JUI8	2030240000	107.5F	104.1F	104.1F	104.1F	104.1F	104.6F	104.6pF	103.9pF	105.8p
Soap & detergents, cleaning & polishing preparations	JUI9	2041000000	124.3	124.3	120.8	120.9	121.0	121.0	119.8p	119.8p	121.1p
Soap & organic surface-active products & preparations for use as soap	JUJ4	2041310000	101.4	101.4	102.3	103.6	105.5	105.5	105.5p	107.0p	101.9p
Detergents & washing preparations	K2Y2	2041320000	126.3	126.3	121.6	121.6	121.6	121.6	119.8p	119.8p	121.9p
Perfumes & toilet preparations	JUJ7	2042000000	102.5	102.8	102.8	102.8	103.6	103.5	103.5p	104.1p	103.2p
Beauty, make-up or skin-care preparations	K2Y4	2042150000	102.2F	102.2F	102.9F	103.0F	103.0F	103.0F	103.0pF	103.0pF	..
Shampoos, hair lacquers, preparations for permanent waving/straightening	K2Y5	2042160000	106.1	106.3	106.4	106.4	106.4	106.4	106.4p	106.4p	107.1p
Preparations for oral or dental hygiene	K2Y6	2042180000	117.2F	117.2F	117.2F	117.2F	117.2F	117.2F	117.2pF	117.2pF	117.2p
Shaving preparations; personal deodorants, antiperspirants; bath preparations	JUK3	2042190000	100.6	101.1	101.1	101.0	101.1	101.0	101.0p	102.3p	101.1p
Explosives	JUK4	2051000000	129.0F	129.0F	129.0F	127.7F	127.7F	127.7F	127.7pF	132.1pF	129.0p
Glues	JUK8	2052000000	113.2	113.2	115.9	116.1	116.1	116.4	116.4p	116.4p	114.4p
Essential oils	JUL2	2053000000	107.3	107.5	107.3	107.6	108.9	108.4	109.5p	109.5p	108.5p
Other chemical products nec	JUL4	2059000000	115.4B	115.4B	116.0B	116.1B	116.4B	117.6B	117.7pB	120.7pB	116.4p
Photographic plates & film & instant print film	K2Y7	2059110000	124.8F	124.9F	125.7F	126.1F	128.3F	129.0F	130.0pF	133.2pF	125.3p
Man-made fibres	JUM5	2060000000	127.3F	128.3F	127.9F	127.6F	129.4F	127.4F	127.1pF	126.9pF	124.3p
Pharmaceuticals											
Pharmaceutical preparations	JUN2	2120000000	110.0	111.4	111.5	111.0	109.4	109.4	109.4p	109.4p	108.7p
Medicaments, containing penicillins or other antibiotics	JUN3	2120110000	118.1	118.1	118.0	118.0	118.0	118.0	118.0p	118.0p	117.7p
Medicaments, containing hormones, but not antibiotics	K2YA	2120120000	132.7F	138.8F	138.8F	135.5F	123.8F	123.8F	123.8pF	123.8pF	..
Medicaments, containing alkaloids or derivatives thereof, not hormones or antibiotics	JUN4	2120130000	102.7	103.2	103.3	103.1	102.6	102.7	102.7p	102.7p	102.9p
Rubber & plastic products											
Rubber tyres & tubes; retreading & rebuilding of rubber tyres	K2YD	2211000000	110.6F	110.6F	111.3F	111.3F	112.2F	112.2F	112.2pF	113.8pF	110.4p
Other rubber products	JUN9	2219000000	116.5	116.7	116.7	116.9	117.7	117.5	117.4p	118.1p	116.5p
Unvulcanised rubber & articles thereof	JUO2	2219200000	135.6F	135.6F	135.6F	135.6F	135.6F	135.6F	135.6pF	135.6pF	131.9p
Other articles of vulcanised rubber nec	JUO8	2219730000	115.1	115.1	115.1	115.9	116.2	116.2	116.2p	116.2p	115.3p
Plastic plates, sheets, tubes & profiles	JUO9	2221000000	118.2	118.9	119.9	119.8	120.2	120.9	121.4p	121.7p	118.1p
Monofilament > 1 mm, rods, sticks & profile shapes, of plastics	JUP2	2221100000	97.7	97.2	97.3	100.0	100.0	100.0	101.1p	101.2p	97.9p
Artificial guts, of hardened proteins, cellulosic materials; tubes, pipes, hoses	JUP3	2221210000	120.0	120.7	123.3	123.7	123.8	123.0	123.5p	123.7p	121.5p

For B and F see notes

Source: Office for National Statistics

4 Price indices of products manufactured in the United Kingdom (SIC07)

continued

Producer Prices Index: 2005=100, SIC2007

			2010 Jun	2010 Jul	2010 Aug	2010 Sep	2010 Oct	2010 Nov	2010 Dec	2011 Jan	Annual Average ¹ 2010
Other tubes, pipes, hoses & fittings thereof, of plastics	K2YF	2221290000	129.4	131.8	132.3	132.3	132.3	132.3	132.3p	132.3p	130.3p
Plates, sheets, film, foil strip, of plastics	JUP4	2221300000	125.5	126.0	126.2	124.8	125.2	127.1	127.7p	128.7p	123.3p
Other plates, sheets, film, foil & strip, of plastics, cellular	JUP5	2221410000	100.6	101.4	104.8	106.1	107.5	106.9	107.1p	106.3p	103.2p
Other plates, sheets, film, foil & strip, of plastics, non-cellular	JUP6	2221420000	113.1B	113.1B	113.1B	113.1B	113.6B	115.3B	115.3pB	115.9pB	113.5p
Plastic packing goods	JUP7	2222000000	116.1	117.3	117.4	117.5	119.1	119.3	119.3p	119.4p	116.6p
Sacks & bags (including cones), polymers/ethylene	K2YG	2222110000	118.6	118.9	118.9	118.8	119.3	119.6	119.2p	119.6p	117.9p
Carboys, bottles, flasks & similar articles of plastics	JUQ2	2222140000	121.0	121.4	122.0	122.4	122.4	121.8	121.5p	120.2p	120.3p
Other plastic packing goods	JUQ3	2222190000	114.5	117.5	117.2	117.2	122.4	122.3	122.3p	124.2p	116.7p
Builders' ware of plastic	JUQ4	2223000000	111.2	111.3	111.3	111.1	111.4	112.0	112.1p	112.4p	111.1p
Baths, wash basins, lavatory pans & covers	JUQ5	2223120000	114.5	114.5	114.5	114.5	115.2	115.2	115.2p	115.5p	114.7p
Doors, windows & frames & thresholds for doors; shutters, blinds	K2YI	2223140000	107.8	108.0	108.0	108.0	107.9	108.8	108.9p	108.6p	108.1p
Builders' ware of plastics nec	JUQ7	2223190000	111.3	111.3	111.3	111.3	111.7	111.7	111.7p	111.7p	111.2p
Prefabricated buildings of plastics	JUQ8	2223200000	120.0	120.0	120.0	122.3	122.4	123.8	123.8p	129.1p	119.2p
Other plastic products	K2YJ	2229000000	107.7	108.0	108.0	109.3	110.5	111.5	111.5p	110.4p	109.0p
Tableware, kitchenware, other household articles & toilet articles of plastics	JUR3	2229230000	102.5F	102.5F	100.9F	105.1F	105.1F	105.1F	105.1pF	105.1pF	103.3p
Other articles of plastics	JUR6	2229290000	105.1	105.5	105.5	108.0	107.8	107.6	107.5p	105.5p	106.1p
Manufacturing services of other plastic products	JUR7	2229910000	106.2	106.5	106.5	106.8	109.4r	111.8	111.8p	111.0p	108.0p
Non-metallic mineral products											
Shaped & processed flat glass	K2YL	2312000000	126.2	125.8	126.3	126.3	124.4	124.1	125.7p	125.6p	125.4p
Glass mirrors; multiple walled insulating units of glass	JUS4	2312130000	144.6	144.6	144.5	144.5	144.5	144.5	144.5p	144.5p	144.2p
Hollow glass	JUS5	2313000000	127.5	127.5	127.5	127.5	127.5	127.5	127.5p	127.9p	127.6p
Bottles, jars, phials & other containers	JUS6	2313110000	128.3F	128.3F	128.3F	128.3F	128.3F	128.3F	128.3pF	128.7pF	128.4p
Refractory products	JUT6	2320000000	126.5F	126.5F	126.5F	126.5F	126.5F	126.5F	126.6pF	126.9pF	126.5p
Ceramic tiles & flags	JUT9	2331000000	91.4	91.4	91.4	91.1	91.1	91.5	91.5p	91.3p	90.1p
Bricks, tiles & construction products, baked clay	JUU3	2332000000	117.7	117.5	118.8	118.1	117.6	117.2	116.9p	116.3p	116.7p
Non-refractory ceramic building bricks, blocks	K2YO	2332110000	119.9	119.6	121.2	120.4	119.8	119.3	118.9p	118.3p	118.8p
Ceramic household & ornamental articles	JUU6	2341000000	121.3	123.1	123.1	123.1	123.1	123.1	123.1p	123.1p	121.0p
Ceramic sanitary fixtures	JUU8	2342000000	134.8	135.3	135.3	135.3	135.3	135.3	135.3p	138.5p	134.4p
Other ceramic products	JUV5	2349000000	118.7F	118.7F	118.7F	118.7F	118.5F	118.5F	118.5pF	118.5pF	118.5p
Cement	JUV6	2351000000	133.7	133.4	133.3	133.3	133.1	133.2	133.0p	133.0p	133.2p
Portland cement, aluminous cement, slag cement & similar hydraulic cements	JUV7	2351120000	133.7	133.4	133.3	133.3	133.1	133.2	133.0p	133.0p	133.2p
Lime & plaster	JUV8	2352000000	125.1	124.7	124.9	127.0	127.0	127.0	127.0p	129.3p	125.5p
Calcined or agglomerated dolomite	JUW3	2352300000	123.7F	123.1F	123.4F	126.1F	126.1F	126.1F	126.1pF	126.8pF	124.2p
Concrete products for construction purposes	JUW4	2361000000	116.9	117.3	117.2	117.4	118.1	118.1	118.3p	119.4p	117.4p
Tiles, flagstones, bricks & similar articles	JUW5	2361110000	120.4	120.8	120.7	120.8	121.7	121.8	122.1p	123.2p	121.0p
Prefabricated structural components for building or civil engineering	JUW6	2361120000	108.8	108.9	109.0	109.4	109.4	109.3	109.3p	110.5p	108.9p

For B and F see notes

Source: Office for National Statistics

4 Price indices of products manufactured in the United Kingdom (SIC07)

continued

Producer Prices Index: 2005=100, SIC2007

			2010 Jun	2010 Jul	2010 Aug	2010 Sep	2010 Oct	2010 Nov	2010 Dec	2011 Jan	Annual Average ¹ 2010
Ready-mixed concrete	JUW8	2363000000	111.4	111.3	110.1	110.9	111.1	110.4	111.4p	111.8p	110.5p
Mortars	JUW9	2364000000	109.9F	110.6F	110.0F	109.9F	108.6F	108.2F	110.4pF	110.8pF	109.3p
Other articles of concrete, plaster & cement	JUX6	2369000000	114.2F	114.2F	114.2F	114.2F	114.2F	114.2F	114.2pF	114.2pF	114.2p
Cut, shaped & finished stone	JUX8	2370000000	115.7B	115.6B	115.7B	115.8B	116.1B	115.9B	115.8pB	116.6pB	115.8p
Abrasive products	K2YW	2391000000	106.4	106.6	106.6	102.8	101.5	101.8	101.8p	101.9p	104.2p
Other non-metallic mineral products nec	JUY4	2399000000	133.6	133.3	131.9	131.4	132.1	131.8	132.7p	133.5p	132.0p
Articles of asphalt or similar material	K2YY	2399120000	160.3F	161.4F	164.6F	162.9F	165.3F	163.8F	167.8pF	173.6pF	162.0p
Bituminous mixtures based on natural & artificial stone	JUY6	2399130000	157.6B	155.4B	151.5B	150.4B	149.9B	150.5B	152.0pB	152.6pB	152.0p
Non-metallic mineral products nec	JUY8	2399190000	102.2	102.5	102.3	102.7	104.2	103.6	103.1p	102.9p	103.2p
Basic metals											
Basic iron & steel & of ferro alloys	K2YZ	2410000000	128.4B	131.3B	130.2B	129.6B	127.4rB	126.8B	125.9pB	128.1pB	122.8p
Bars & rods, hot rolled, in irregularly wound coils	K2Z2	2410650000	165.6	169.4	169.2	168.9	168.2	166.3	166.3p	168.0p	156.5p
Cold drawn bars	JV23	2431000000	154.1 F	150.4 F	150.7 F	152.1 F	155.7 F	154.6 F	155.9pF	157.2pF	144.4p
Cold rolled narrow strip	JV27	2432000000	130.8	126.1	117.0	118.6	121.0	116.9	119.3p	120.2p	..
Cold formed or folded products	K2Z3	2433000000	112.5B	116.6B	116.0B	116.2B	123.3B	126.9B	126.9pB	114.9pB	..
Cold drawn wire	JV2C	2434000000	158.4F	158.4F	162.5F	168.3F	168.3F	168.3F	168.1pF	168.3pF	159.4p
Precious metals	JV2E	2441000000	171.1F	170.2F	163.1F	166.8F	173.5F	181.9F	191.2pF	198.7pF	167.3p
Aluminium	JV2H	2442000000	102.0B	101.4B	102.3B	103.0B	104.8B	104.9B	106.0pB	107.3pB	..
Aluminium, unwrought	JV2I	2442110000	95.4	94.0	96.1	97.7	101.5	101.5	103.4p	104.2p	..
Aluminium bars, rods & profiles	K2Z7	2442220000	92.5F	92.5F	92.6F	92.6F	92.6F	92.6F	92.7pF	95.5pF	..
Aluminium foil, of a thickness less or equal to 0.2 mm	JV2L	2442250000	111.0F	111.0F	111.0F	110.1F	110.1F	111.1F	111.1pF	111.1pF	110.7p
Lead, zinc & tin	JV2N	2443000000	198.8	192.8	201.6	208.9	214.2	225.2	224.4p	230.4p	..
Lead plates, sheets, strip & foil; lead powders & flakes	JV2Q	2443210000	185.0F	177.5F	176.3F	180.7F	186.4F	201.1F	200.8pF	211.2pF	..
Copper	JV2R	2444000000	167.0B	167.1B	171.3B	166.5B	166.9B	168.3B	175.6pB	179.1pB	164.6p
Copper wire	JV2U	2444230000	172.8 F	176.2 F	184.5 F	170.9 F	168.0 F	168.6 F	172.6pF	174.3pF	..
Other non-ferrous metal	K2Z9	2445000000	121.6	115.1	116.4	121.6	128.8	127.8	127.8p	129.3p	116.4p
Other non-ferrous metals & articles thereof	K5VA	2445300000	69.5 F	69.3 F	69.1 F	70.1 F	76.2 F	76.2 F	77.6pF	77.3pF	70.6p
Casting services of iron	JV33	2451000000	134.3	133.8	133.9	135.9	136.3	136.5	138.1p	140.9p	134.3p
Casting services of spheroidal cast iron	JV35	2451120000	138.4F	137.1F	136.8F	138.2F	139.3F	138.9F	138.9pF	143.7pF	..
Casting services of grey cast iron	JV36	2451130000	131.9	131.9	132.2	135.9	135.9	136.6	140.3p	141.4p	133.8p
Casting services of light metals	JV3B	2453000000	119.9	119.7	119.7	119.7	120.4	120.4	119.8p	120.2p	119.3p
Fabricated metal products, except machinery & equipment											
Metal structures & parts of structures	JV3D	2511000000	123.1	124.7	125.5	126.4	126.5	126.1	126.2p	126.2p	122.3p
Doors & windows of metal	K2ZD	2512000000	90.6	90.6	92.1	92.5	92.1	92.1	93.0p	93.2p	91.2p
Central heating radiators & boilers	JV3H	2521000000	118.1F	118.1F	118.0F	118.0F	118.2F	118.4F	120.4pF	121.4pF	117.8p
Other tanks, reservoirs & containers of metal	JV3K	2529000000	126.9	132.5	133.4	134.1	136.1	137.3	137.3p	137.9p	131.8p
Steam generators, except central heating hot water boilers	K2ZF	2530000000	111.0F	111.0F	111.0F	111.0F	111.0F	111.0F	111.4pF	111.6pF	114.0p

For B and F see notes

Source: Office for National Statistics

4 Price indices of products manufactured in the United Kingdom (SIC07)

continued

Producer Prices Index: 2005=100, SIC2007

			2010 Jun	2010 Jul	2010 Aug	2010 Sep	2010 Oct	2010 Nov	2010 Dec	2011 Jan	Annual Average ¹ 2010
Weapons and ammunition	K2ZG	2540000000	111.5	112.0	112.6	112.6	112.6	112.6	113.7p	114.4p	111.7p
Manufacture, repair, maintenance & installation of weapons & ammunition	K2ZH	2540990000	111.5	112.0	112.6	112.6	112.6	112.6	113.7p	114.4p	111.7p
Forging, pressing, stamping, roll-forming services of metal; powder metallurgy	JV3U	2550000000	115.0	113.5	114.5	115.8	116.6	116.8	117.6p	117.9p	115.4p
Other forming services of metal	JV3X	2550130000	111.9	112.1	111.9	112.9	114.7	113.7	113.2p	113.7p	113.1p
Treatment & coating services of metals	JV3Y	2561000000	114.4	114.0	113.7	113.7	113.8	113.9	114.1p	114.1p	114.0p
Metallic coating services of metal	JV3Z	2561110000	125.5	124.2	123.4	123.4	123.7	123.9	124.5p	124.6p	124.4p
Non-metallic coating services of metal	JV42	2561120000	105.0F	105.0F	105.0F	105.0F	105.0F	105.0F	105.0pF	105.0pF	105.0p
Machining services	JV45	2562000000	121.8B	121.9B	122.5B	122.5B	122.5B	122.5B	122.6pB	121.9pB	122.6p
Cutlery	K2ZI	2571000000	111.4F	111.4F	111.4F	111.4F	109.6F	109.6F	109.6pF	109.6pF	111.1p
Locks & hinges	JV47	2572000000	110.6	110.6	110.7	110.7	110.7	117.1	117.1p	117.0p	111.5p
Tools	JV4B	2573000000	115.6	116.7	117.1	117.1	117.1	117.7	117.5p	118.3p	116.2p
Other tools	K2ZN	2573600000	117.2F	117.2F	117.2F	117.2F	117.2F	117.2F	117.2pF	117.2pF	117.2p
Light metal packaging	JV4J	2592000000	120.9F	120.8F	120.8F	120.9F	120.5F	120.5F	120.5pF	120.6pF	121.0p
Wire products, chain & springs	K2ZO	2593000000	124.4B	121.6B	118.8B	116.0B	114.7B	113.3B	111.9pB	111.9pB	116.1p
Other fabricated metal products nec	JV4X	2599000000	113.7	113.8	113.8	115.7	115.7	115.8	117.9p	117.9p	114.1p
Other articles of base metal nec	K2ZT	2599290000	116.2	116.2	116.3	116.4	116.4	116.6	116.2p	116.2p	115.9p
Computers, communication equipment & consumer electronics											
Computers & peripheral equipment	JV5A	2620000000	105.6B	103.8B	103.5B	102.4B	101.5B	101.3B	93.9pB	93.5pB	102.0p
Portable automatic data processing machines weighing up to 10kg, such as laptop & notebook computers	JV5B	2620110000	58.9F	58.9F	58.9F	59.4F	59.4F	64.1F	64.1pF	63.0pF	61.0p
Digital automatic data processing machines	JV5D	2620140000	66.0	66.0	66.0	61.0	60.9	60.9	62.7p	62.0p	64.9p
Communication equipment	JV5J	2630000000	108.0B	110.9B	110.9B	110.9B	110.9B	110.9B	110.6pB	112.0pB	109.4p
Burglar or fire alarms & similar apparatus	JV5N	2630500000	111.0F	111.0F	111.0F	111.0F	111.0F	111.0F	111.0pF	111.0pF	111.0p
Consumer electronics	JV5O	2640000000	90.3B	90.4B	89.3B	89.3B	89.2B	89.3B	89.2pB	85.4pB	89.1p
Irradiation, electromedical & electrotherapeutic equipment	K325	2660000000	112.8	112.8	112.8	112.8	112.8	112.8	112.8p	112.8p	112.8p
Apparatus based on the use of X-rays or of alpha, beta or gamma radiations	K326	2660110000	119.4F	119.4F	119.4F	119.4F	119.4F	119.4F	119.4pF	119.4pF	119.4p
Machinery & equipment nec											
Electric motors, generators & transformers	JV6R	2711000000	111.3	111.3	111.3	111.3	111.7	111.7	111.7p	112.3p	111.3p
Electricity distribution & control apparatus	JV72	2712000000	114.1	114.1	114.1	114.3	115.5	115.6	115.6p	119.4p	114.4p
Parts of electricity distribution or control apparatus	JV78	2712400000	109.5	109.7	109.7	110.0	109.1	109.1	108.9p	109.5p	109.5p
Other electronic & electric wires & cables	K32F	2732000000	195.0	193.6	192.8	201.9	206.8	214.1	219.8p	230.5p	196.9p
Other electric conductors, for a voltage up to & inc 1000 V	JV7F	2732130000	191.7	193.1	193.1	197.0	202.2	212.2	218.5p	231.3p	195.1p
Electric lighting equipment	K32G	2740000000	112.2	111.0	109.9	109.9	105.1	105.1	105.1p	105.7p	109.5p
Chandeliers & other electric ceiling or wall lighting fittings	JV7S	2740250000	109.7F	109.7F	103.9F	103.9F	104.7F	104.7F	104.7pF	105.2pF	107.5p
Other lamps & lighting fittings nec	K32I	2740390000	110.5	111.1	111.1	111.1	111.1	111.1	111.1p	111.8p	110.6p

For B and F see notes

Source: Office for National Statistics

4 Price indices of products manufactured in the United Kingdom (SIC07)

continued

Producer Prices Index: 2005=100, SIC2007

			2010 Jun	2010 Jul	2010 Aug	2010 Sep	2010 Oct	2010 Nov	2010 Dec	2011 Jan	Annual Average ¹ 2010
Electric domestic appliances	JV7V	2751000000	119.2	119.2	119.4	119.5	119.2	119.3	119.5p	119.9p	119.3p
Electrical instantaneous or storage water heaters & immersion heaters	JV82	2751250000	137.7F	137.7F	138.3F	138.4F	137.2F	137.8F	138.4pF	138.6pF	136.7p
Parts of electric domestic appliances	JV86	2751300000	125.9F	125.9F	127.1F	127.6F	127.1F	126.7F	127.5pF	128.1pF	126.1p
Non-electric domestic appliances	JV87	2752000000	117.4	117.4	117.8	118.4	118.4	118.4	118.4p	118.7p	117.6p
Other electrical equipment	JV8D	2790000000	106.2	105.6	104.9	105.5	103.2	103.4	103.5p	104.1p	103.9p
Electrical machines & apparatus having individual functions	JV8E	2790110000	97.6F	97.9F	97.9F	97.1F	92.3F	92.3F	92.3pF	93.2pF	93.8p
Other fixed capacitors	K320	2790520000	105.8F	104.0F	99.3F	101.6F	92.7F	93.3F	93.7pF	95.5pF	100.6p
Electrical signalling, safety or traffic control equipment	JV8K	2790700000	97.3	97.0	98.0	98.1	98.3	98.5	98.5p	98.5p	97.8p
Engines & turbines, except aircraft, vehicle & cycle engines	JV8L	2811000000	115.9	115.7	115.4	115.5	115.6	115.7	115.9p	116.1p	115.6p
Other compression-ignition internal combustion piston engines	K32P	2811130000	113.3	112.1	111.4	111.6	111.9	111.7	112.4p	112.0p	112.0p
Parts for spark-ignition internal combustion engines	JV8M	2811410000	119.8	120.3	120.3	120.3	120.3	120.3	120.3p	120.9p	120.3p
Fluid power equipment	JV8N	2812000000	119.2F	120.0F	120.0F	120.0F	120.0F	120.0F	120.0pF	120.0pF	119.6p
Other pumps & compressors	JV8R	2813000000	121.5	121.3	121.3	121.8	122.3	122.3	122.2p	122.8p	121.6p
Other taps & valves	JV8Z	2814000000	127.6	127.4	127.4	127.7	127.9	128.0	128.0p	129.8p	127.1p
Pressure-reducing, control, check & safety valves	JV92	2814110000	111.4F	111.4F	111.4F	114.2F	115.2F	115.2F	115.2pF	115.2pF	112.6p
Taps, cocks, valves for sinks, wash basins, bidets, water cisterns, bath & similar fixtures	JV93	2814120000	159.5F	159.1F	159.1F	159.1F	159.1F	159.4F	159.5pF	163.4pF	158.2p
Process control valves, gate valves, globe valves & other valves	JV94	2814130000	100.1F	100.1F	100.1F	100.1F	100.1F	100.1F	100.1pF	100.1pF	100.2p
Bearings, gears, gearing & driving elements	JV95	2815000000	122.2	122.2	120.0	120.4	121.4	120.9	120.7p	120.8p	121.7p
Lifting & handling equipment	JV9F	2822000000	111.5	111.7	111.6	111.6	111.8	111.6	111.0p	111.4p	111.6p
Derricks; cranes; mobile lifting frames, straddle carriers & works trucks fitted with a crane	JV9I	2822140000	105.9F	106.0F	105.7F	106.0F	106.8F	106.3F	106.2pF	106.2pF	106.4p
Other lifting, handling, loading or unloading machinery	JV9M	2822180000	90.3F	90.6F	90.8F	90.8F	90.8F	90.8F	90.8pF	90.9pF	91.0p
Buckets, shovels, grabs & grips for cranes, excavators	JV9N	2822200000	116.9F	116.5F	116.4F	116.4F	116.4F	116.8F	110.2pF	106.2pF	115.9p
Office machinery & equipment (except computers & peripheral equipment)	JV9O	2823000000	108.4F	109.2F	109.1F	109.3F	109.6F	109.4F	109.3pF	118.9pF	109.0p
Non-domestic cooling & ventilation equipment	JV9U	2825000000	114.4	116.5	116.0	118.3	118.9	118.0	117.7p	118.1p	116.3p
Heat exchange units & machinery for liquefying air	JV9V	2825110000	164.5	165.1	165.0	165.1	165.0	164.9	165.1p	165.7p	167.0p
Air conditioning machines	K333	2825120000	109.0F	109.0F	109.0F	109.0F	109.0F	109.0F	109.0pF	109.0pF	109.0p
Refrigeration & freezing equipment & heat pumps	JV9W	2825130000	107.7F	109.0F	108.8F	109.0F	109.7F	109.3F	109.2pF	109.1pF	..
Other general-purpose machinery nec	K334	2829000000	107.3	107.2	107.1	107.2	110.2	110.2	110.1p	112.0p	108.0p
Filtering or purifying machinery & apparatus, for liquid	JVA2	2829120000	103.2	102.4	102.4	101.9	101.9	101.9	101.9p	102.1p	103.4p
Machinery for cleaning, filling, packing or wrapping bottles or other containers	JVA4	2829210000	109.7F	109.7F	109.7F	109.7F	109.7F	109.7F	109.6pF	110.3pF	107.7p

For B and F see notes

Source: Office for National Statistics

4 Price indices of products manufactured in the United Kingdom (SIC07)

continued

Producer Prices Index: 2005=100, SIC2007

			2010 Jun	2010 Jul	2010 Aug	2010 Sep	2010 Oct	2010 Nov	2010 Dec	2011 Jan	Annual Average ¹ 2010
Parts of centrifuges; parts of filtering or purifying machinery & apparatus for liquids or gases	K337	2829820000	109.9F	109.7F	109.5F	109.8F	123.6F	124.5F	124.3pF	125.3pF	113.9p
Agricultural and forestry machinery	JVB2	2830000000	115.4	115.3	114.6	115.4	116.2	116.3	117.0p	119.1p	115.5p
Metal forming machinery	K33B	2841000000	108.8F	108.8F	108.7F	108.8F	110.7F	111.2F	111.2pF	112.3pF	109.4p
Machine tools nec	JVD6	2849000000	105.0	105.0	105.0	105.0	105.0	105.0	105.6p	105.9p	105.1p
Machinery for mining, quarrying & construction	K33E	2892000000	110.2	110.7	110.6	110.8	111.0	110.9	110.2p	110.6p	110.3p
Other self-propelled mechanical shovels, excavators & shovel loaders; other self-propelled machinery for mining	JVE7	2892270000	110.8F	110.8F	110.8F	111.1F	111.1F	111.1F	111.1pF	111.4pF	110.9p
Dumpers for off-highway use	JVE8	2892290000	105.2F	105.4F	105.1F	105.5F	106.4F	106.1F	105.9pF	105.9pF	105.7p
Machinery for sorting, grinding, mixing & similar treatment of earth, stone, ores & other mineral substances	JVE9	2892400000	106.4F	106.6F	106.4F	106.6F	106.8F	106.7F	100.6pF	101.1pF	104.9p
Machinery for food, beverage & tobacco processing	JVF4	2893000000	165.9B	165.9B	165.9B	165.9B	165.9B	165.9B	165.9pB	166.6pB	165.7p
Machinery for textile, apparel & leather production	JVG2	2894000000	101.9B	101.9B	101.9B	101.9B	102.8B	102.8B	102.8pB	102.8pB	102.1p
Machinery for paper & paperboard production	K33J	2895000000	104.7F	104.7F	104.7F	104.7F	104.7F	104.7F	104.7pF	106.4pF	104.4p
Transport equipment											
Motor vehicles	JVH7	2910000000	112.4	112.2	112.3	112.3	112.2	112.2	112.2p	111.7p	112.1p
Vehicles with spark-ignition engine of a cylinder capacity up to & including 1500 cm ³ , new	JVH9	2912010000	104.5F	104.5F	104.5F	104.6F	104.6F	104.6F	104.6pF	104.5pF	104.6p
Vehicles with spark-ignition engine of a cylinder capacity >1500 cm ³ , new	JVI2	2910220000	115.3	115.3	115.3	115.4	115.4	115.4	115.4p	114.6p	115.0p
Vehicles with compression-ignition internal combustion piston engine (diesel or semi-diesel), new	JVI3	2910230000	102.0	102.1	102.2	102.3	102.3	102.3	102.3p	102.7p	102.2p
Special-purpose motor vehicles nec	JVI7	2910590000	102.8F	101.5F	101.5F	101.5F	101.5F	101.7F	101.7pF	101.7pF	102.1p
Bodies (coachwork) for motor vehicles; trailers & semi-trailers	K33Q	2920000000	116.0	115.5	115.3	115.9	116.2	116.8	117.3p	117.4p	115.8p
Bodies for motor vehicles	JVI8	2920100000	112.2	112.6	112.1	111.9	111.9	112.1	112.6p	112.9p	111.4p
Trailers & semi-trailers of the caravan type, for housing or camping	JVI9	2920220000	112.1	112.1	112.0	114.6	115.4	115.5	115.9p	116.0p	113.2p
Other trailers & semi-trailers	JVJ2	2920230000	117.6B	117.7B	117.7B	117.7B	117.7B	118.7B	118.8pB	118.8pB	117.4p
Electrical & electronic equipment for motor vehicles	JVJ4	2931000000	103.6	104.2	103.4	104.5	106.9	105.5	105.1p	108.6p	105.6p
Other parts & accessories for motor vehicles	K33S	2932000000	107.5	107.8	107.2	107.9	109.8	109.2	109.1p	108.8p	108.7p
Safety seat belts, airbags & parts & accessories of bodies	JVK2	2932200000	103.8	104.1	103.5	104.4	105.4	104.7	104.6p	104.2p	104.8p
Parts & accessories nec, for motor vehicles	JVK3	2932300000	111.4	111.6	111.1	111.5	114.4	114.0	113.9p	113.8p	112.7p
Railway locomotives & rolling stock	K33U	3020000000	105.1B	105.3B	105.1B	105.1B	105.1B	105.0B	105.8pB	105.8pB	..
Air & spacecraft & related machinery	K33V	3030000000	112.0	111.8	112.1	112.1	112.6	112.6	112.0p	112.5p	111.7p
Manufacture, repair, maintenance & installation of air & spacecraft & related machinery	JVL7	3030990000	114.1	113.9	113.8	113.9	114.4	114.2	114.2p	115.0p	..
Bicycles & invalid carriages	JVM3	3092000000	108.3F	108.3F	108.3F	108.3F	108.4F	108.4F	108.4pF	110.1pF	108.3p

For B and F see notes

Source: Office for National Statistics

4 Price indices of products manufactured in the United Kingdom (SIC07)

continued

Producer Prices Index: 2005=100, SIC2007

			2010 Jun	2010 Jul	2010 Aug	2010 Sep	2010 Oct	2010 Nov	2010 Dec	2011 Jan	Annual Average ¹ 2010
Furniture & other manufacturing nec											
Seats and parts thereof; parts of furniture	JVM9	3100000000	109.5	109.7	109.7	109.6	109.6	109.6	109.6p	110.4p	108.9p
Seats, primarily with metal frames	JVN2	3100110000	113.0	114.0	114.3	114.3	114.3	114.3	113.8p	115.7p	111.7p
Seats, primarily with wooden frames	K33Z	3100120000	108.3	108.3	108.3	108.2	108.2	108.2	108.3p	109.0p	107.7p
Office & shop furniture	K342	3101000000	106.4	107.2	107.3	107.4	107.5	107.4	107.4p	107.5p	106.8p
Wooden furniture for shops	JVN7	3101130000	102.6F	103.8F	104.0F	104.0F	104.0F	103.8F	103.8pF	104.0pF	103.1p
Kitchen furniture	JVN8	3102000000	110.6	111.4	111.2	111.2	110.3	108.6	108.6p	108.9p	109.1p
Mattresses	JVO2	3103000000	106.9	106.6	106.9	107.2	114.8	117.1	117.1p	117.1p	109.3p
Other furniture	JVO4	3109000000	113.8	114.8	114.5	114.6	114.6	114.2	113.9p	113.9p	113.9p
Metal furniture n.e.c	K344	3109110000	97.8	98.3	97.5	97.4	97.5	97.5	97.2p	97.1p	97.3p
Wooden furniture of a kind used in the bedroom, dining room & living room	JVO5	3109120000	118.4	118.4	118.4	118.7	118.7	118.7	118.7p	118.7p	118.5p
Jewellery & related articles	JVO9	3212000000	182.0	182.0	178.9	177.9	182.5	186.5	191.6p	192.6p	176.4p
Musical Instruments	JVP5	3220000000	123.1F	123.1F	123.1F	123.1F	123.1F	123.1F	123.1pF	123.1pF	122.1p
Sports goods	JVP8	3230000000	111.0	111.0	112.9	112.9	112.9	112.9	113.8p	114.2p	111.8p
Other articles & equipment for sports or outdoor games; swimming pools & paddling pools	K347	3230150000	110.0F	110.0F	110.0F	110.0F	110.0F	110.0F	111.1pF	111.6pF	110.0p
Medical & dental instruments & supplies	JVQ6	3250000000	107.5	107.5	107.5	107.6	107.6	107.6	107.6p	108.0p	107.5p
Syringes, needles, catheters, canulae & the like; ophthalmic & other instruments and appliances n.e.c.	JVQ8	3250130000	111.3	111.3	111.3	111.3	111.3	111.3	111.3p	111.3p	111.2p
Artificial joints; orthopaedic appliances; artificial teeth; dental fittings; artificial parts of the body n.e.c.	JVR2	3250220000	103.6	103.6	103.6	105.4	105.4	105.4	105.4p	105.4p	104.7p
Medical, surgical, dental or veterinary furniture barbers' chairs & similar chairs & parts thereof	K349	3250300000	114.5F	114.5F	114.5F	114.5F	114.5F	114.5F	114.5pF	117.3pF	114.5p
Contact lenses; spectacle lenses of any material	JVR3	3250410000	101.3F	101.3F	101.3F	101.3F	101.3F	101.3F	101.3pF	101.3pF	101.3p
Brooms & Brushes	K34A	3291000000	119.0F	121.4F	121.7F	121.7F	121.7F	121.7F	121.7pF	126.6pF	120.3p
Other manufactured goods nec	JVR8	3299000000	114.9	114.9	114.9	114.9	114.9	115.2	115.3p	115.6p	114.2p
Other miscellaneous articles nec	K34D	3299590000	127.5	127.5	127.5	127.5	127.5	128.1	128.1p	128.8p	126.3p
Repair services of electronic & optical equipment	K34G	3313000000	104.8F	106.0F	106.0F	106.0F	106.0F	106.0F	107.2pF	107.2pF	105.5p
Repair & maintenance services of ships & boats	K34H	3315000000	119.2	119.7	119.7	119.7	119.7	119.9	119.9p	121.8p	119.0p
Repair & maintenance services of aircraft & spacecraft	JVU7	3316000000	136.9	135.2	134.1	133.9	133.0	132.7	133.9p	138.1p	132.7p
Repair & maintenance services of other transport equipment	JVU9	3317000000	151.2	151.5	145.8	145.5	145.5	145.5	144.1p	144.7p	148.1p
Repair & maintenance services of railway locomotives & rolling stock	JVV2	3317110000	151.2	151.5	145.8	145.5	145.5	145.5	144.1p	144.7p	148.1p
Installation services of industrial machinery & equipment	JVV4	3320000000	100.8	100.8	100.8	101.1	101.6	101.6	101.6p	101.7p	101.1p
Installation services of industrial process control equipment	K34K	3320600000	107.3	107.3	107.3	107.3	109.1	109.1	109.1p	109.4p	107.7p

For B and F see notes

Source: Office for National Statistics

5 Price indices of commodities imported into the United Kingdom (SIC2007)

Producer Prices Index: 2005=100, SIC2007

			2010 Jun	2010 Jul	2010 Aug	2010 Sep	2010 Oct	2010 Nov	2010 Dec	2011 Jan	Annual Average ¹ 2010
Food & beverages											
Food Products - EU	K3KS	8112100100	137.8B	139.0B	137.8B	137.9rB	139.6B	139.1B	139.5pB	141.9pB	138.8p
Food products - NEU	K3KT	8112100200	152.2	150.8	150.3	152.5	154.1r	156.0	159.3p	160.5p	152.2p
Processed & preserved meat - EU	K3FA	8101100100	140.5B	139.1B	135.0B	134.3B	134.9rB	135.0B	138.1pB	139.8pB	136.3p
Processed & preserved meat - NEU	K3FB	8101100200	174.0B	172.9B	169.5B	173.4B	173.9B	176.5B	183.5pB	178.2pB	166.0p
Processed & preserved poultry meat - EU	K3FQ	8101200100	122.6B	128.1B	127.4B	127.8B	127.7B	127.1B	126.7pB	126.8pB	126.2p
Meat & poultry meat products - EU	K3FY	8101300100	141.3B	142.1B	141.5B	144.4B	141.7B	141.8B	142.4pB	145.6pB	144.0p
Processed & preserved fish, crustaceans & molluscs - EU	K3G8	8102000100	132.3B	133.2B	132.9B	133.8B	137.8rB	143.1B	143.3pB	145.9pB	134.3p
Processed & preserved fish, crustaceans & molluscs - NEU	K3G9	8102000200	132.2B	136.7B	134.7B	134.6rB	134.2B	133.2B	135.5pB	138.6pB	131.7p
Fruit & vegetable juices - EU	K3GJ	8103200100	125.8	127.1	125.4	115.0r	119.6	116.8	115.9p	118.9p	125.7p
Processed & preserved fruit & vegetables - EU	K3GT	8103900100	149.5B	149.6B	150.3B	147.7B	151.5B	149.5B	149.5pB	149.9pB	148.6p
Processed & preserved fruit & vegetables - NEU	K3GU	8103900200	116.5B	116.4B	120.6B	117.0B	124.0B	134.4B	134.5pB	138.8pB	123.0p
Oils & fats - EU	K3H4	8104100100	162.1B	162.2B	163.9B	169.1B	174.4B	178.3B	179.9pB	186.1pB	169.6p
Oils & fats - NEU	K3H5	8104100200	235.8B	213.6B	218.8B	228.0B	230.2rB	240.4 B	248.0pB	251.0pB	236.0p
Dairy & cheese products - EU	K3HV	8105100100	115.7B	120.7B	118.4B	116.6B	117.8B	115.5B	115.9pB	118.7pB	117.0p
Grain mill products - EU	K3I6	8106100100	173.6B	173.9B	173.6B	174.4B	176.5B	180.3B	180.0pB	180.7pB	175.7p
Cocoa, chocolate & sugar confectionery - EU	K3IU	8108200100	138.4B	139.3B	138.6B	139.6B	140.5B	140.0B	139.9pB	140.1pB	137.1p
Cocoa, chocolate & sugar confectionery - NEU	K3IV	8108200200	138.7B	142.6B	140.4B	130.3B	126.2B	131.6B	131.4pB	135.1pB	136.4p
Processed tea & coffee - NEU	K3J6	8108300200	155.9B	154.6B	153.9B	177.1B	180.7B	179.7B	192.2pB	193.1pB	162.9p
Beverages - EU	K3KU	8112110100	124.2B	125.1B	124.5B	125.3B	128.3B	127.5B	126.9pB	127.4pB	126.1p
Beverages - NEU	K3KV	8112110200	85.9B	88.4B	88.7B	88.8B	89.3B	89.7B	90.0pB	90.9pB	87.5p
Wine from grape - EU	K3K7	8110200100	127.3B	128.3B	127.7B	129.0B	132.4B	131.7B	131.1pB	131.8pB	129.5p
Wine from grape - NEU	K3K8	8110200200	75.9B	79.5B	80.5B	80.2B	80.2B	80.8B	80.8pB	81.8pB	..
Textiles											
Textiles - EU	K3KY	8112130100	118.1B	118.8B	118.4B	119.7rB	121.8B	120.8B	120.3pB	121.3pB	119.8p
Textiles - NEU	K3KZ	8112130200	132.4B	130.9B	131.0B	133.2B	133.0B	135.7B	138.5pB	145.7pB	130.6p
Textile yarn & thread - EU	K3M7	8131000100	113.9B	114.5B	113.0B	114.0B	116.0B	117.6B	117.5pB	121.8pB	114.4p
Textile yarn & thread - NEU	K3M8	8131000200	155.3B	149.6B	157.2B	165.9B	167.2B	185.5B	190.8pB	229.8pB	157.2p
Woven textiles - EU	K3MQ	8132000100	116.6B	118.2B	117.2B	119.7rB	122.7B	120.6B	120.1pB	120.7pB	119.8p
Woven textiles - Non EU	K3MR	8132000200	122.8B	126.2B	124.8B	126.8B	126.1B	132.3B	135.1pB	147.8pB	123.7p
Made-up textile articles, except apparel - NEU	K3NB	8139200200	132.5B	130.4B	130.3B	131.9B	132.0B	131.4B	133.8pB	136.3pB	129.6p
Carpets & rugs - EU	K3NK	8139300100	127.7B	127.7B	127.5B	128.3B	128.9B	128.3B	127.6pB	128.1pB	128.1p
Other technical & industrial textiles - EU	K3O3	8139600100	110.8B	111.3B	109.9B	111.8B	115.9B	114.1B	113.2pB	113.5pB	113.9p
Other technical & industrial textiles - NEU	K3O4	8139600200	162.9B	157.8B	156.4B	153.8B	153.8B	153.7B	158.2pB	159.0pB	..

1 Average index value for the calendar year January to December 2010.

Source: Office for National Statistics

EU - Imported within the European Union.
NEU - Imported outside the European Union.

For B and F see notes.

5 Price indices of commodities imported into the United Kingdom (SIC2007)

continued

Producer Prices Index: 2005=100, SIC2007

			2010 Jun	2010 Jul	2010 Aug	2010 Sep	2010 Oct	2010 Nov	2010 Dec	2011 Jan	Annual Average ¹ 2010
Wood & wood products											
Wood & products of wood & cork, except furniture; articles of straw & plaiting materials - EU	K3L3	8112160100	140.6	143.1	144.5	146.8	148.1	147.5	146.5p	144.4p	141.7p
Wood & products of wood & cork, except furniture; articles of straw & plaiting materials - NEU	K3L4	8112160200	126.3B	123.7B	123.1B	122.5B	121.8B	121.3B	123.4pB	122.3pB	121.0p
Wood, sawn & planed - EU	K3OI	8161000100	157.7B	162.1B	164.4B	164.7B	166.4B	164.9B	163.2pB	159.5pB	157.7p
Wood, sawn & planed - NEU	K3OJ	8161000200	143.8B	144.1B	144.3B	143.5B	143.7B	142.4B	142.4pB	142.2pB	..
Veneer sheets & wood-based panels - EU	K3OO	8162100100	118.8B	119.0B	120.0B	127.1B	127.5B	127.7B	127.6pB	126.8pB	121.5p
Veneer sheets & wood-based panels - NEU	K3OP	8162100200	100.8	96.2	94.0	91.9	90.3	89.6	95.7p	92.0p	93.9p
Other Builders' carpentry & joinery - EU	K3OZ	8162300100	126.4B	126.7B	126.4B	126.1B	127.5B	130.0B	130.0pB	130.0pB	..
Pulp, paper & paper products											
Paper & paper products - EU	K3L5	8112170100	123.1B	124.7B	124.2B	126.0B	128.5B	127.7B	128.1pB	128.3pB	123.7p
Paper & paperboard - EU	K3PL	8171200100	118.5B	118.5B	118.2B	120.0B	122.6B	122.4B	122.3pB	122.6pB	118.0p
Household & sanitary goods & toilet requisites - EU	K3PX	8172200100	140.2B	141.0B	139.7B	141.3B	145.3rB	142.8B	143.7pB	145.2pB	141.2p
Household & sanitary goods & toilet requisites - NEU	K3PY	8172200200	90.4	88.9	87.9	88.7	88.9	88.6	89.8p	91.5p	89.5p
Paper stationery - EU	K3Q6	8172300100	122.1B	123.1B	123.2B	123.5B	127.3B	124.8B	124.3pB	126.6pB	123.1p
Paper stationery - NEU	K3Q7	8172300200	122.6B	121.8B	121.6B	122.4B	122.3B	122.2B	122.3pB	121.6pB	122.3p
Chemicals & chemical products											
Chemicals & chemical products - EU	K3LA	8112200100	134.8B	135.4B	136.3B	137.7B	140.5B	140.7B	140.5pB	141.7pB	137.5p
Chemicals & chemical products - NEU	K3LB	8112200200	156.0B	155.2B	155.8B	158.9B	160.4B	163.4B	164.8pB	164.1pB	154.2p
Other inorganic basic chemicals - EU	K3R6	8201300100	195.8B	203.0B	206.6B	209.0B	213.1B	227.7B	227.5pB	229.6pB	204.9p
Other inorganic basic chemicals - NEU	K3R7	8201300200	201.1B	206.2B	211.7B	217.3B	220.4B	218.0B	221.9pB	220.6pB	194.4p
Other organic basic chemicals - EU	K3RM	8201400100	139.1B	137.2B	138.0B	139.5B	141.2rB	141.7B	140.8pB	142.1pB	139.8p
Other organic basic chemicals - NEU	K3RN	8201400200	152.2B	151.3B	151.9B	154.5B	155.3B	161.4B	161.9pB	159.9pB	149.8p
Plastics in primary forms - EU	K3SK	8201600100	142.3B	143.5B	142.6B	142.7B	144.5rB	144.8B	144.9pB	145.5pB	141.2p
Plastics in primary forms - NEU	K3SL	8201600200	133.0B	133.7B	131.5B	133.0B	131.7B	130.6B	133.6pB	133.4pB	131.2p
Perfumes & toilet preparations - EU	K3TM	8204200100	113.3B	113.2B	113.6B	114.5B	116.5B	115.3B	115.5pB	116.0pB	115.2p
Perfumes & toilet preparations - NEU	K3TN	8204200200	111.5	104.8	107.0	106.1	106.5	106.3	106.5p	109.9p	107.7p
Other chemical products nec - EU	K3U3	8205900100	129.6B	130.7B	129.9B	131.1B	132.9B	132.2B	132.0pB	132.4pB	132.1p
Other chemical products nec - NEU	K3U4	8205900200	152.8B	153.4B	152.1B	157.5B	161.6B	159.5B	159.4pB	159.6pB	157.2p
Basic pharmaceutical products											
Basic pharmaceutical products & pharmaceutical preparations - EU	K3LC	8112210100	120.9B	118.4B	120.6B	118.6B	121.3B	119.8B	120.8pB	120.4pB	120.8p
Basic pharmaceutical products & pharmaceutical preparations - NEU	K3LD	8112210200	103.1B	102.3B	104.9B	103.1B	102.7B	102.5B	103.1pB	105.0pB	102.1p
Basic pharmaceutical products - NEU	K3UR	8211000200	104.2B	101.1B	99.1B	92.3B	90.8B	90.2B	92.2pB	99.4pB	..
Pharmaceutical preparations - NEU	K3UV	8212000200	102.8B	102.7B	106.6B	106.3B	106.4B	106.2B	106.4pB	106.6pB	..
Rubber & plastic products											
Rubber & plastics products - EU	K3LE	8112220100	126.9B	127.7B	127.2B	127.9B	130.2rB	130.2B	129.7pB	130.1pB	127.5p
Rubber & plastics products - NEU	K3LF	8112220200	112.1B	111.6B	110.9B	112.2B	115.0B	116.4B	119.0pB	120.4pB	112.2p
Rubber tyres & tubes; retreading & rebuilding of rubber tyres - EU	K3V4	8221100100	118.5B	119.8B	119.6B	120.1B	120.8B	121.2B	121.3pB	121.7pB	119.6p
Rubber tyres & tubes; retreading & rebuilding of rubber tyres - NEU	K3V5	8221100200	135.9B	134.8B	133.2B	135.7B	140.7B	140.5B	145.6pB	147.9pB	134.5p

¹ Average index value for the calendar year January to December 2010.

Source: Office for National Statistics

5 Price indices of commodities imported into the United Kingdom (SIC2007)

continued

Producer Prices Index: 2005=100, SIC2007

			2010 Jun	2010 Jul	2010 Aug	2010 Sep	2010 Oct	2010 Nov	2010 Dec	2011 Jan	Annual Average ¹ 2010
Other rubber products - EU	K3VA	8221900100	99.3B	100.1B	98.9B	100.6B	105.5B	103.3B	102.5p	102.1pB	101.8p
Other rubber products - NEU	K3VB	8221900200	87.0B	86.4B	86.2B	86.9B	88.7rB	88.0B	88.1pB	89.1pB	87.5p
Plastic plates, sheets, tubes & profiles - EU	K3VK	8222100100	137.2B	138.1B	137.4B	137.5B	138.8B	139.6B	138.6pB	139.5pB	135.9p
Plastic plates, sheets, tubes & profiles - NEU	K3VL	8222100200	129.1B	129.5B	129.6B	132.2B	139.2B	148.8B	155.3pB	160.1pB	..
Other plastic products - EU	K3VU	8222900100	134.6B	134.8B	134.8B	136.0B	139.9B	139.8B	139.6pB	139.4pB	136.6p
Other non-metallic mineral products											
Other non-metallic mineral products - EU	K3LG	8112230100	118.8B	119.4B	119.4B	120.2B	122.6B	120.9B	120.6pB	121.4pB	121.3p
Other non-metallic mineral products - NEU	K3LH	8112230200	113.2B	111.8B	111.3B	112.3B	112.4B	111.6B	112.7pB	113.8pB	112.6p
Shaped & processed flat glass - EU	K3VZ	8231200100	97.8B	97.9B	101.6B	101.8B	102.3B	102.0B	103.3pB	104.0pB	99.2p
Hollow glass - EU	K3W6	8231300100	115.0B	114.1B	114.2B	114.3B	114.7B	114.3B	114.1pB	115.2pB	114.4p
Hollow glass - NEU	K3W7	8231300200	89.2B	87.5B	86.5B	86.7B	86.3B	86.1B	87.3pB	87.6pB	86.3p
Ceramic tiles & flags - EU	K3WH	8233100100	134.8B	135.4B	134.6B	134.7B	136.9B	134.6B	134.1pB	135.7pB	..
Ceramic household & ornamental articles - NEU	K3WM	8234100200	118.1B	116.4B	115.3B	117.4B	115.7B	115.4B	115.0pB	115.6pB	..
Cut, shaped & finished stone - EU	K3WS	8237000100	123.3B	124.2B	123.4B	124.2B	125.9B	124.7B	124.3pB	124.6pB	124.7p
Cut, shaped & finished stone - NEU	K6DQ	8237000200	134.0	133.7	132.8	132.1	134.8	134.5	135.5p	139.2p	..
Basic metals											
Basic metals - EU	K3LI	8112240100	142.8B	142.5B	141.8B	145.4B	151.0rB	149.2B	150.6pB	153.3pB	142.8p
Basic metals - NEU	K3LJ	8112240200	202.2B	195.9B	197.5B	207.9B	213.0B	216.0B	228.6pB	234.5pB	203.0p
Basic iron and steel & of ferro-alloys - EU	K3X4	8241000100	136.1B	138.8B	136.6B	137.7B	142.7B	139.4B	139.4pB	140.9pB	134.3p
Basic iron and steel & of ferro-alloys - NEU	K3X5	8241000200	211.5B	206.9B	214.7B	223.8B	228.0B	222.8B	233.2pB	238.1pB	214.6p
Tubes, pipes, hollow profiles & related fittings, of steel - EU	K3XN	8242000100	138.3B	139.6B	141.9B	140.9B	144.1B	142.7B	141.2pB	142.6pB	139.0p
Tubes, pipes, hollow profiles & related fittings, of steel - NEU	K3XO	8242000200	191.3B	187.0B	171.8B	172.6B	166.7B	168.3B	174.8pB	177.5pB	172.3p
Aluminium - EU	K3YI	8244200100	117.5B	114.5B	114.3B	116.8B	118.9B	118.5B	121.6pB	124.5pB	118.1p
Aluminium - NEU	K3YJ	8244200200	132.3B	129.1B	130.6B	132.6B	136.2B	138.1B	140.7pB	143.4pB	133.2p
Copper - EU	K3Z4	8244400100	211.7B	206.1B	208.9B	216.0B	230.1B	230.1B	238.9pB	248.1pB	216.2p
Other non-ferrous metal - NEU	K3ZG	8244500200	179.7B	172.7B	176.2B	186.5B	190.3B	188.6B	195.5pB	201.3pB	180.4p
Computer, electronic & optical products											
Computer, electronic & optical products - NEU	K3LN	8112260200	119.8B	117.2B	114.0B	114.1B	113.6B	113.9B	116.1pB	115.3pB	114.9p
Computers & peripheral equipment - EU	K42B	8262000100	88.5B	86.7B	85.5B	85.7B	84.7B	84.5B	85.1pB	84.3pB	85.9p
Computers & peripheral equipment - NEU	K42C	8262000200	122.4B	118.9B	116.9B	117.8B	116.8B	117.9B	120.3pB	119.6pB	114.1p
Communication equipment - NEU	K42O	8263000200	113.7	111.8	109.9	111.1	113.1	113.8	115.2p	111.0p	112.8p
Consumer electronics - EU	K42X	8264000100	85.4B	85.6B	85.3B	85.7B	86.2B	84.3B	83.8pB	82.8pB	85.1p
Consumer electronics - NEU	K42Y	8264000200	122.9B	119.6B	117.5B	114.1B	112.7B	112.0B	114.2pB	113.7pB	118.1p
Measuring, testing & navigating equipment - EU	K43D	8265100100	141.5B	141.8B	141.4B	142.1B	144.5B	143.2B	143.2pB	143.9pB	143.0p
Measuring, testing & navigating equipment - NEU	K43E	8265100200	120.3B	117.5B	115.7B	116.3B	115.5B	114.8B	117.0pB	117.5pB	117.0p

¹ Average index value for the calendar year January to December 2010.

Source: Office for National Statistics

EU - Imported within the European Union.
NEU - Imported outside of the European Union.

For B and F see notes.

5 Price indices of commodities imported into the United Kingdom (SIC2007)

continued

Producer Prices Index: 2005=100, SIC2007

			2010 Jun	2010 Jul	2010 Aug	2010 Sep	2010 Oct	2010 Nov	2010 Dec	2011 Jan	Annual Average ¹ 2010
Electrical equipment											
Electrical equipment - EU	K3LO	8112270100	117.7B	118.4B	117.6B	118.4B	120.9B	120.4B	120.1pB	120.8pB	119.2p
Electrical equipment - NEU	K3LP	8112270200	132.2B	129.3B	127.6B	129.1B	130.3B	129.9B	131.8pB	131.6pB	129.7p
Electric motors, generators & transformers - EU	K44K	8271100100	124.7B	127.0B	126.2B	127.0B	128.7B	127.7B	127.4pB	127.6pB	126.6p
Electric motors, generators & transformers - NEU	K44L	8271100200	117.9B	114.0B	111.5B	112.1B	110.3B	109.6B	112.0pB	110.7pB	113.2p
Electricity distribution & control apparatus - EU	K44T	8271200100	115.1B	115.6B	114.4B	115.4B	119.4B	122.4B	121.3pB	121.6pB	118.4p
Wiring devices - EU	K45B	8273300100	129.8B	128.4B	128.2B	128.9B	128.7B	128.1B	129.0pB	129.0pB	128.1p
Wiring devices - NEU	K45C	8273300200	146.0B	144.0B	143.4B	145.8B	145.3B	144.6B	144.9pB	144.1pB	143.4p
Electric domestic appliances - EU	K45O	8275100100	114.6	114.9	114.2	114.4	116.0	114.6	114.4p	115.2p	115.6p
Electric domestic appliances - NEU	K45P	8275100200	112.6	111.7	110.6	114.6	119.1	118.7	119.7p	119.3p	113.1p
Other electrical equipment - EU	K469	8279000100	111.4B	111.8B	111.3B	112.1B	113.7B	112.8B	112.5pB	112.6pB	112.7p
Other electrical equipment - NEU	K46A	8279000200	132.1B	129.7B	127.8B	128.5B	129.6B	129.1B	131.3pB	132.3pB	129.7p
Machinery & equipment											
Machinery & equipment nec - EU	K3LQ	8112280100	131.8B	133.3B	132.3B	133.7B	137.6B	135.8B	135.2pB	136.2pB	134.6p
Machinery & equipment nec - NEU	K3LR	8112280200	129.5B	127.9B	126.6B	127.6B	128.1B	127.8B	129.6pB	129.1pB	127.2p
Other pumps & compressors - EU	K46Q	8281300100	140.2B	141.6B	139.9B	142.6B	147.6B	144.6B	143.6pB	143.8pB	143.6p
Other general-purpose machinery nec - EU	K47L	8282900100	143.7B	145.0B	143.2B	145.2B	153.4B	150.1B	149.0pB	149.6pB	147.7p
Other general-purpose machinery nec - NEU	K47M	8282900200	122.8B	122.2B	119.6B	119.8B	120.1B	120.4B	121.7pB	121.5pB	121.3p
Agricultural & forestry machinery - EU	K47Y	8283000100	126.7B	127.4B	126.6B	127.8B	130.7B	129.1B	128.6pB	129.2pB	129.5p
Agricultural & forestry machinery - NEU	K47Z	8283000200	125.1	122.4	120.4	120.9	121.1	121.9	124.3p	123.3p	122.5p
Machinery for mining, quarrying & construction - EU	K48U	8289200100	140.8	145.5	144.5	146.6	146.3	144.9	144.4p	146.8p	144.0p
Machinery for mining, quarrying & construction - NEU	K48V	8289200200	163.7B	162.6B	163.0B	163.4B	165.2B	166.6B	167.9pB	166.7pB	162.8p
Other special-purpose machinery nec - EU	K4A6	8289900100	125.8B	126.6B	125.9B	126.7B	128.9B	127.8B	127.6pB	128.7pB	127.2p
Other special-purpose machinery nec - NEU	K4A7	8289900200	116.2B	114.0B	112.1B	112.7B	111.8B	110.5B	112.2pB	111.0pB	112.7p
Transport equipment											
Motor vehicles, trailers & semi-trailers - EU	K3LS	8112290100	109.3	110.4	109.6	110.4	112.2	111.4	111.3p	112.8p	110.9p
Motor vehicles, trailers & semi-trailers - NEU	K3LT	8112290200	129.8B	130.5B	130.2B	132.3B	134.1B	133.1B	135.6pB	135.8pB	129.3p
Motor vehicles - EU	K4AI	8291000100	102.6	104.1	103.6	104.0	105.0	104.4	104.2p	106.2p	103.9p
Other parts & accessories for motor vehicles - EU	K4BD	8293200100	132.6	132.9	130.6	133.0	137.6	134.7	134.5p	135.1p	135.3p
Other parts & accessories for motor vehicles - NEU	K4BE	8293200200	127.4	129.8	129.4	132.3	133.4	129.6	132.3p	131.4p	128.1p
Other transport equipment											
Other transport equipment - EU	K3LU	8112300100	138.2B	138.5B	138.3B	139.3B	140.0B	139.6B	139.5pB	139.8pB	133.6p
Other transport equipment - NEU	K3LV	8112300200	142.1B	139.1B	138.1B	138.8B	138.6B	139.0B	141.4pB	141.0pB	139.1p
Other manufactured goods											
Other manufactured goods - EU	K3LX	8112320100	112.4B	112.9B	112.3B	113.1B	112.7rB	111.6B	111.0pB	111.2pB	111.5p
Other manufactured goods - NEU	K3LY	8112320200	159.5B	154.2B	155.5B	160.4B	157.9B	156.9B	160.7pB	159.7pB	155.5p

¹ Average index value for the calendar year January to December 2010.

Source: Office for National Statistics

EU - Imported within the European Union.
NEU - Imported outside of the European Union.

For B and F see notes.

6 Price indices of goods exported from the United Kingdom - SIC 2007

Export Prices Index: 2005=100, SIC2007

			2010 Jun	2010 Jul	2010 Aug	2010 Sep	2010 Oct	2010 Nov	2010 Dec	2011 Jan	Annual Average ¹ 2010
Food & beverages											
Processed & preserved meat - EU	JY4K	0101100100	141.7F	133.4F	130.3F	133.1F	136.6F	141.6F	143.8pF	147.2pF	139.5p
Processed & preserved fish, crustaceans & molluscs - EU	JY4N	0102000100	129.1	130.0	128.4	132.1	126.5	131.4	129.7p	133.5p	131.5p
Dairy & cheese products - EU	JY4W	0105100100	152.6F	152.7F	150.6F	152.9F	155.1F	152.9F	149.6pF	149.4pF	..
Grain mill products - EU	JY57	0106100100	136.1B	137.4B	135.6B	138.1B	143.6B	140.3B	139.2pB	139.4pB	140.8p
Grain mill products - NEU	JY58	0106100200	121.8B	121.5B	121.4B	121.5B	121.4B	121.4B	121.6pB	124.6pB	121.3p
Bread; fresh pastry goods & cakes - EU	JY5D	0107100100	101.9F	103.1F	103.3F	104.8F	105.9F	104.7F	105.2pF	106.6pF	104.8p
Rusks & biscuits; preserved pastry goods & cakes - EU	JY5I	0107200100	124.3B	122.8B	121.5B	123.3B	127.2B	124.9B	124.1pB	124.1pB	126.9p
Rusks & biscuits; preserved pastry goods & cakes - NEU	JY5J	0107200200	141.3F	136.4F	133.4F	134.5F	132.9F	132.3F	137.0pF	136.3pF	136.6p
Condiments & seasonings - EU	JY5U	0108400100	111.5F	112.6F	111.0F	113.2F	118.0F	115.1F	114.1pF	115.3pF	115.3p
Condiments & seasonings - NEU	JY5V	0108400200	110.3F	109.8F	109.5F	109.6F	109.3F	109.3F	109.6pF	109.4pF	108.8p
Other food products n.e.c - EU	JY62	0108900100	161.5B	161.7B	160.6B	162.0B	165.6rB	162.4B	161.2pB	162.9pB	165.2p
Other food products n.e.c - NEU	JY63	0108900200	96.3	96.0	95.3	96.8	98.8	98.2	98.5p	98.5p	97.6p
Distilled alcoholic beverages - NEU	JY69	0110100200	127.7B	127.9B	128.3B	128.8B	129.1B	129.5B	129.8pB	129.8pB	128.2p
Textiles & wearing apparel											
Textile yarn & thread - NEU	JY6N	0131000200	134.7B	138.4B	136.4B	139.7B	138.9B	141.8B	144.5pB	142.3pB	134.9p
Woven textiles - EU	JY6U	0132000100	118.5B	119.7B	118.8B	120.9B	125.0B	123.1B	122.4pB	124.6pB	121.4p
Woven textiles - NEU	JY6V	0132000200	115.1B	114.7B	113.7B	113.9B	114.0B	113.4B	114.5pB	114.5pB	114.0p
Other technical & industrial textiles - NEU	JY75	0139600200	110.2	110.1	110.1	110.5	110.7	110.6	111.3p	111.2p	110.4p
Other textiles n.e.c - NEU	JY7A	0139900200	131.8F	128.2F	125.7F	126.3F	124.6F	123.9F	126.3pF	130.6pF	..
Other outerwear - EU	JY7H	0141300100	103.0B	104.1B	102.8B	104.2rB	106.9B	105.2B	104.8pB	105.4pB	107.0p
Underwear - EU	JY7M	0141400100	126.9	128.1	126.5	128.7	133.6	131.1	130.1p	130.3p	130.9p
Underwear - NEU	JY7N	0141400200	122.3F	121.5F	121.0F	121.1F	136.1F	136.0F	136.5pF	136.2pF	125.0p
Other wearing apparel & accessories n.e.c. - EU	JY7V	0141900100	108.8B	108.7B	108.7B	110.3B	113.4B	111.5B	111.2pB	111.3pB	112.9p
Other wearing apparel & accessories n.e.c. - NEU	JY7W	0141900200	125.8B	125.6B	125.6B	125.6B	125.6B	125.6B	125.6pB	125.7pB	123.5p
Other knitted & crocheted apparel - NEU	JY86	0143900200	147.2F	146.4F	143.8F	144.3F	142.4F	141.7F	144.2pF	143.9pF	144.2p
Footwear - EU	JY89	0152000100	115.9B	116.6B	115.6B	117.4B	120.0B	118.2B	117.4pB	117.6pB	118.4p
Footwear - NEU	JY8A	0152000200	133.1B	132.0B	131.9B	132.5B	131.4B	130.9B	132.1pB	132.3pB	130.6p
Paper & paper products											
Paper & paperboard - EU	JY8J	0171200100	132.2B	133.0B	134.0B	135.4B	138.2B	136.3B	135.7pB	128.9pB	134.3p
Corrugated paper & paperboard & containers of paper & paperboard - EU	JY8S	0172100100	123.6B	124.2B	123.9B	126.8B	130.5B	128.9B	129.0pB	129.0pB	126.4p
Wallpaper - EU	JY95	0172400100	132.7F	134.2F	132.3F	134.8F	140.4F	137.0F	135.9pF	135.8pF	..
Wallpaper - NEU	JY96	0172400200	113.4F	114.1F	113.2F	133.1F	136.5F	134.5F	133.8pF	134.3pF	121.1p

1 Average index value for the calendar year January to December 2010.

Source: Office for National Statistics

EU - Exported within the European Union.

NEU - Exported outside of the European Union.

For B and F see notes.

6 Price indices of goods exported from the United Kingdom - SIC 2007

continued

Export Prices Index: 2005=100, SIC2007

			2010 Jun	2010 Jul	2010 Aug	2010 Sep	2010 Oct	2010 Nov	2010 Dec	2011 Jan	Annual Average ¹ 2010
Chemicals & chemical products											
Other organic based chemicals - EU	JY9V	0201400100	132.5B	130.9B	127.7B	130.0B	135.7B	133.1B	134.1pB	134.5pB	132.7p
Other organic based chemicals - NEU	JY9W	0201400200	147.3B	145.7B	142.1B	140.0B	138.7B	140.0B	141.0pB	142.3pB	139.5p
Plastics in primary forms - EU	JYC6	0201600100	124.4B	125.3B	124.0B	123.5B	124.9B	124.0B	126.2pB	126.2pB	123.0p
Plastics in primary forms - NEU	JYC7	0201600200	130.5B	129.2B	130.7B	133.7B	136.5B	134.8B	135.3pB	138.1pB	130.7p
Paints varnishes & similar coatings, printing inks & mastics - EU	JYE3	0203000100	114.6F	115.7F	114.9F	117.2F	118.2F	115.8F	115.5pF	125.0pF	118.1p
Paints varnishes & similar coatings, printing inks & mastics - NEU	JYE4	0203000200	105.6B	110.5B	109.3B	110.9B	112.7B	110.3B	109.0pB	109.0pB	..
Soap & detergents, cleaning & polishing preparations - EU	JYF2	0204100100	144.7B	146.0B	147.1B	150.3B	155.6B	152.6B	151.6pB	157.6pB	150.4p
Soap & detergents, cleaning & polishing preparations - NEU	JYF3	0204100200	132.5B	133.1B	129.4B	129.5B	129.3B	129.2B	129.4pB	134.7pB	129.5p
Perfumes & toilet preparations - EU	JYG3	0204200100	119.5B	120.9B	120.3B	120.6B	122.0B	120.6B	120.4pB	121.5pB	121.5p
Perfumes & toilet preparations - NEU	JYG4	0204200200	108.0B	107.5B	107.1B	106.8B	106.7B	106.6B	107.0pB	107.8pB	106.7p
Glues - EU	JYI3	0205200100	118.6	119.6	116.8	118.6	122.9	120.6	119.8p	119.8p	120.7p
Glues - NEU	JYI4	0205200200	122.3	119.6	118.6	119.0	115.9	115.4	117.2p	116.2p	118.8p
Essential oils - EU	JYI7	0205300100	107.2	108.1	108.5	110.0	112.0	110.9	110.7p	118.6p	110.1p
Essential oils - NEU	JYI8	0205300200	117.2	117.3	116.9	118.1	120.6	119.0	119.2p	123.6p	118.8p
Other chemical products n.e.c - EU	JYJ3	0205900100	118.5B	119.0B	117.8B	119.5B	121.6B	120.2B	120.1pB	121.3pB	120.0p
Other chemical products n.e.c - NEU	JYJ4	0205900200	159.4B	156.5B	153.5B	154.5B	153.3B	152.5B	154.5pB	153.4pB	154.8p
Basic pharmaceutical & pharmaceutical preparations											
Basic pharmaceutical products - EU	JYL7	0211000100	121.8F	122.1F	125.4F	125.9F	127.0F	126.3F	126.1pF	126.1pF	124.2p
Basic pharmaceutical products - NEU	JYL8	0211000200	117.7F	114.8F	112.9F	113.3F	112.0F	111.5F	113.3pF	112.3pF	114.0p
Pharmaceutical preparations - EU	JYM7	0212000100	76.8B	77.5B	76.8B	78.2rB	80.6B	79.0B	79.0pB	79.4pB	90.6p
Pharmaceutical preparations - NEU	JYM8	0212000200	129.7	129.1	128.7	130.2r	131.2r	130.3	131.8p	131.8p	128.5p
Rubber & plastic products											
Other rubber products - EU	JY03	0221900100	125.7B	127.7B	126.4B	127.6B	130.7B	129.1B	129.0pB	130.6pB	127.5p
Plastic plates, sheets, tubes & profiles - EU	JY09	0222100100	134.4	135.2	134.0	136.2	140.8	137.8	137.6p	138.4p	137.7p
Plastic plates, sheets, tubes & profiles - NEU	JYP2	0222100200	120.6B	117.5B	115.6B	119.3B	119.2B	117.9B	120.1pB	119.1pB	117.8p
Plastic packing goods - EU	JYQ6	0222200100	109.4B	110.1B	109.4B	110.9B	114.0rB	112.7B	112.1pB	112.2pB	112.2p
Plastic packing goods - NEU	JYQ7	0222200200	121.9B	121.5B	120.5B	121.2B	122.7B	121.3B	121.8pB	122.8pB	120.4p
Builders' ware of plastic - EU	JYR9	0222300100	139.5B	140.6B	138.0B	140.8B	146.7B	143.1B	142.4pB	142.3pB	143.2p
Builders' ware of plastic - NEU	JYS2	0222300200	140.6B	138.3B	136.8B	139.6B	138.5B	138.1B	139.6pB	138.8pB	139.1p
Other plastic products - EU	JYS7	0222900100	123.3B	123.6B	123.3B	124.1B	125.6B	124.8B	124.5pB	125.0pB	124.4p
Other plastic products - NEU	JYS8	0222900200	133.5B	131.5B	129.9B	130.3B	133.5B	135.0B	136.8pB	136.1pB	131.9p

1 Average index value for the calendar year January to December 2010.

Source: Office for National Statistics

EU - Exported within the European Union.

NEU - Exported outside of the European Union.

For B and F see notes.

6 Price indices of goods exported from the United Kingdom - SIC 2007

continued

Export Prices Index: 2005=100, SIC2007

			2010 Jun	2010 Jul	2010 Aug	2010 Sep	2010 Oct	2010 Nov	2010 Dec	2011 Jan	Annual Average ¹ 2010
Other non-metallic mineral products											
Glass fibres - EU	JYT7	0231400100	130.3B	131.9B	131.3B	134.1B	139.7B	136.3B	135.5p	135.7pB	134.4p
Refractory products - EU	JYU7	0232000100	133.8B	135.1B	137.3B	138.9B	143.8B	141.3B	140.5p	141.7pB	141.4p
Refractory products - NEU	JYU8	0232000200	138.2B	139.9B	139.6B	139.8B	140.3B	139.9B	139.9p	141.3pB	139.1p
Ceramic household & ornamental articles - EU	JYV3	0234100100	131.4	132.5	131.0	133.0	137.6	134.8	133.9p	134.2p	133.8p
Ceramic household & ornamental articles - NEU	JYV4	0234100200	112.4	111.9	114.2	115.4	116.0	115.2	116.4p	116.2p	113.6p
Ceramic sanitary fixtures - EU	JYW3	0234200100	105.4F	105.4F	104.7F	105.5F	108.1F	107.0F	106.8p	107.3pF	105.6p
Basic metals											
Basic iron & steel & of ferro alloys - EU	JYW9	0241000100	117.7B	113.5B	113.5B	115.9B	118.5B	115.0B	110.7p	112.4pB	108.7p
Basic iron & steel & of ferro alloys - NEU	JYX2	0241000200	146.9B	147.0B	149.8B	153.5B	154.3r	153.6B	154.8p	155.8pB	145.1p
Tubes, pipes, hollow profiles & related fittings, of steel - EU	JYY6	0242000100	144.1B	142.4B	136.7B	137.6B	144.7B	144.8B	144.6p	144.6pB	141.3p
Aluminium - EU	JZ2H	0244200100	141.1B	142.9B	143.7B	146.5B	154.1B	150.9B	149.9p	149.8pB	145.3p
Aluminium - NEU	JZ2I	0244200200	145.1B	140.8B	138.0B	138.3B	131.9B	131.1B	134.0p	132.4pB	139.3p
Copper - NEU	JZ2R	0244400200	151.2F	152.1F	152.0F	152.0F	151.9F	154.6F	154.9p	156.5pF	..
Fabricated metal products (except machinery & equipment)											
Metal structures & parts of structures - EU	JZ35	0251100100	130.4B	130.9B	130.6B	131.6B	132.0B	130.6B	130.1p	131.2pB	132.3p
Other tanks, reservoirs & containers of metal - EU	JZ3I	0252900100	139.9	140.9	139.6	142.4r	146.1	143.9	143.1p	139.8p	143.9p
Tools - EU	JZ3Z	0257300100	113.6	115.7	114.9	116.0	118.3	116.9	116.4p	117.1p	116.1p
Tools - NEU	JZ42	0257300200	115.5B	116.0B	115.1B	115.3B	115.4B	115.1B	115.4p	116.5pB	115.2p
Wire products, chain & springs - EU	JZ4L	0259300100	139.1B	140.7B	143.2B	144.7B	150.7B	147.1B	145.9p	148.0pB	145.5p
Fasteners & screw machine products - EU	JZ4T	0259400100	230.5B	227.8B	227.3B	218.9B	220.2B	223.1B	222.8p	224.7pB	227.3p
Fasteners & screw machine products - NEU	JZ4U	0259400200	88.9B	88.1B	88.9B	88.9B	89.5B	89.7B	90.3p	90.3pB	88.8p
Other fabricated metal products n.e.c - EU	JZ53	0259900100	124.4B	122.3B	127.1B	129.2B	133.6r	131.3B	130.6p	130.6pB	127.9p
Other fabricated metal products n.e.c - NEU	JZ54	0259900200	111.9B	109.9B	109.4B	108.8B	106.4r	108.8B	110.5p	110.1pB	110.0p
Electronic components & optical											
Electronic components - NEU	JZ5C	0261100200	145.7B	143.8B	142.4B	146.3B	146.5B	144.7B	147.4p	145.8pB	143.2p
Communication equipment - EU	JZ5L	0263000100	129.1B	129.4B	128.4B	129.5B	128.2B	126.7B	126.4p	126.3pB	127.9p
Communication equipment - NEU	JZ5M	0263000200	122.8F	119.3F	117.0F	117.5F	115.2F	114.6F	116.8p	115.6pF	119.7p
Consumer electronics - EU	JZ5Q	0264000100	112.8B	115.5B	115.3B	116.3B	118.7B	117.3B	116.8p	116.7pB	116.2p
Consumer electronics - NEU	JZ5R	0264000200	129.0B	128.3B	127.4B	127.6B	126.9B	126.7B	127.4p	127.2pB	126.5p
Measuring, testing & navigating equipment - EU	JZ5X	0265100100	117.8B	117.8B	117.1B	117.9B	119.6B	118.5B	118.4p	118.4pB	118.8p
Measuring, testing & navigating equipment - NEU	JZ5Y	0265100200	111.6B	109.8B	108.7B	109.3B	108.6r	108.5B	109.6p	109.6pB	109.7p
Irradiation, electromedical & electrotherapeutic equipment - EU	JZ6U	0266000100	147.4B	145.7B	145.0B	145.5B	142.7B	142.0B	143.7p	143.1pB	146.3p
Irradiation, electromedical & electrotherapeutic equipment - NEU	JZ6V	0266000200	123.8F	123.1F	122.0F	123.9F	124.5F	124.5F	125.5p	125.4pF	123.2p

1 Average index value for the calendar year January to December 2010.

Source: Office for National Statistics

EU - Exported within the European Union.

NEU - Exported outside of the European Union.

For B and F see notes.

6 Price indices of goods exported from the United Kingdom - SIC 2007

continued

Export Prices Index: 2005=100, SIC2007

			2010 Jun	2010 Jul	2010 Aug	2010 Sep	2010 Oct	2010 Nov	2010 Dec	2011 Jan	Annual Average ¹ 2010
Electrical equipment											
Electric motors, generators and transformers - NEU	JZ77	0271100200	120.2B	119.4B	118.9B	119.0B	118.7B	118.5B	119.0p	B123.3pB	119.2p
Electricity distribution and control apparatus - EU	JZ7K	0271200100	114.0B	113.0B	111.8B	112.4B	112.8B	111.3B	111.9p	B111.4pB	113.1p
Electricity distribution and control apparatus - NEU	JZ7L	0271200200	127.9B	126.8B	126.0B	126.2B	127.1r	126.7B	127.8p	B132.8pB	126.8p
Wiring devices - NEU	JZ86	0273300200	117.7B	117.5B	117.0B	116.9B	116.5B	116.2B	116.7p	B116.6pB	116.7p
Electric lighting equipment - EU	JZ8B	0274000100	130.0B	130.8B	130.7B	131.3B	132.4B	131.7B	131.5p	B132.0pB	132.4p
Electric lighting equipment - NEU	JZ8C	0274000200	144.3B	142.7B	142.5B	142.5B	145.0B	145.2B	145.2p	B145.2pB	132.4p
Electric domestic appliances - NEU	JZ8I	0275100200	71.1B	71.2B	71.8B	72.5B	72.9B	72.6B	74.3p	B76.6pB	..
Other electrical equipment - EU	JZ8M	0279000100	99.9B	100.2B	99.6B	100.4B	102.1B	101.1B	100.7p	B101.1pB	100.6p
Other electrical equipment - NEU	JZ8N	0279000200	106.2B	105.1B	104.4B	104.1B	103.6B	103.4B	104.8p	B105.0pB	104.7p
Machinery & equipment n.e.c											
Engines & turbines, except aircraft, vehicle and cycle engines - EU	JZ8V	0281100100	115.9F	116.2F	115.8F	116.3F	117.3F	116.7F	116.5p	F119.3pF	117.7p
Engines & turbines, except aircraft, vehicle and cycle engines - NEU	JZ8W	0281100200	133.1	133.7	132.8	133.5	133.2	132.8	132.5p	133.1p	133.3p
Fluid power equipment - EU	JZ98	0281200100	112.1B	112.4B	111.5B	112.6B	114.8B	113.4B	113.0p	B112.9pB	113.8p
Other pumps & compressors - EU	JZ9E	0281300100	120.3B	121.1B	120.5B	121.6r	123.5B	122.1B	121.9p	B122.6pB	122.3p
Other pumps & compressors - NEU	JZ9F	0281300200	136.7B	134.6B	132.9B	134.2B	133.5B	132.8B	134.1p	B133.4pB	134.1p
Other taps & valves - EU	JZ9S	0281400100	118.2B	119.0B	117.8B	119.5B	123.4B	121.1B	120.5p	B121.1pB	121.2p
Other taps & valves - NEU	JZ9T	0281400200	109.8B	108.9B	108.2B	108.4B	107.9B	107.8B	108.4p	B108.0pB	108.7p
Bearings, gears, gearing & driving elements - EU	JZA3	0281500100	117.1	117.8	117.4	118.9	121.9r	117.8	118.1p	121.5p	118.8p
Bearings, gears, gearing & driving elements - NEU	JZA4	0281500200	108.4B	108.2B	107.1B	107.7B	108.2B	107.4B	107.8p	B107.9pB	108.1p
Lifting & handling equipment - EU	JZC3	0282200100	115.9	118.2	116.7	118.6	123.7	121.1	120.2p	121.6p	120.0p
Lifting & handling equipment - NEU	JZC4	0282200200	113.0B	114.2B	114.4B	114.5B	118.4B	118.4B	118.4p	B109.6pB	114.7p
Non-domestic cooling & ventilation equipment - EU	JZD5	0282500100	128.5B	128.2B	127.7B	128.9B	131.4r	129.0B	128.3p	B128.3pB	129.5p
Non-domestic cooling & ventilation equipment - NEU	JZD6	0282500200	131.6B	131.5B	129.7B	131.4B	134.3B	131.9B	131.8p	B132.7pB	..
Other general purpose machinery n.e.c - EU	JZE2	0282900100	122.2B	122.4B	121.4B	125.4B	127.6B	126.5B	126.0p	B125.9pB	122.8p
Other general purpose machinery n.e.c - NEU	JZE3	0282900200	122.8B	121.8B	121.7B	125.2B	124.9B	124.9B	125.5p	B126.0pB	122.7p
Agricultural & forestry machinery - EU	JZF7	0283000100	141.5F	142.8F	141.0F	144.9F	150.3r	147.4F	146.3p	F146.2pF	146.3p
Metal forming machinery - EU	JZG9	0284100100	123.3B	124.6B	122.9B	125.2B	130.4B	127.3B	126.4p	B126.3pB	..
Metal forming machinery - NEU	JZH2	0284100200	114.3B	113.4B	112.7B	113.1B	112.6B	112.3B	112.6p	B112.2pB	112.9p
Machinery for metallurgy - NEU	JZI6	0289100200	169.5F	168.8F	166.2F	168.3F	171.7F	168.9F	168.0p	F168.0pF	172.7p
Machinery for mining, quarrying & construction - EU	JZI9	0289200100	132.7B	129.2B	127.5B	129.7B	134.7B	131.7B	130.8p	B132.3pB	132.5p
Machinery for mining, quarrying & construction - NEU	JZJ2	0289200200	124.7B	123.7B	122.4B	123.8B	124.5r	123.0B	123.9p	B124.7pB	124.7p
Machinery for paper & paperboard production - NEU	JZL6	0289500200	108.9B	109.2B	108.8B	109.5B	110.9B	110.1B	111.1p	B111.1pB	109.8p
Other special-purpose machinery n.e.c - EU	JZM2	0289900100	119.2B	124.1B	123.7B	124.3B	125.5B	125.8B	125.5p	B125.7pB	123.4p

1 Average index value for the calendar year January to December 2010.

Source: Office for National Statistics

EU - Exported within the European Union.

NEU - Exported outside of the European Union.

For B and F see notes.

6 Price indices of goods exported from the United Kingdom - SIC 2007

continued

Export Prices Index: 2005=100, SIC2007

			2010 Jun	2010 Jul	2010 Aug	2010 Sep	2010 Oct	2010 Nov	2010 Dec	2011 Jan	Annual Average ¹ 2010
Motor vehicles, trailers & semi-trailers											
Motor vehicles - EU	JZM9	0291000100	126.4B	127.8B	126.8B	128.4B	133.8B	130.5B	129.4pB	129.9pB	129.2p
Bodies (coachwork) for motor vehicles; trailers and semi-trailers - EU	JZO4	0292000100	108.6	109.8	108.7	110.7r	114.2	112.0	111.4p	111.3p	111.8p
Bodies (coachwork) for motor vehicles; trailers and semi-trailers - NEU	JZO5	0292000200	113.3B	114.0B	113.0B	114.5B	117.4B	115.6B	115.2pB	114.0pB	116.2p
Electrical and electronic equipment for motor vehicles - EU	JZP3	0293100100	149.5B	149.6B	149.2B	149.8B	151.0B	150.4B	150.3pB	150.3pB	149.8p
Electrical and electronic equipment for motor vehicles - NEU	JZP4	0293100200	164.7F	163.1F	162.1F	162.3F	173.6F	173.4F	174.4pF	173.8pF	165.1p
Other parts and accessories for motor vehicles - EU	JZP9	0293200100	111.0	111.9	110.9	112.6r	114.3	112.9	112.1p	112.8p	113.7p
Other parts and accessories for motor vehicles - NEU	JZQ2	0293200200	119.1B	115.8B	114.0B	114.8B	114.3B	114.5B	121.5pB	121.7pB	117.4p
Other transport equipment											
Motorcycles - NEU	JZR6	0309100200	155.7F	157.8F	156.6F	156.8F	156.1F	161.5F	162.3pF	161.0pF	155.8p
Furniture											
Seats & parts thereof; parts of furniture - EU	JZS8	0310000100	125.1B	125.3B	123.6B	126.7B	129.8B	127.6B	127.4pB	127.2pB	126.9p
Seats & parts thereof; parts of furniture - NEU	JZS9	0310000200	129.6B	128.9B	126.8B	146.0rB	147.8rB	145.7B	146.3pB	145.8pB	135.8p
Kitchen furniture - EU	JZU4	0310200100	119.2F	119.2F	119.2F	119.2F	119.2F	119.2F	119.2pF	124.5pF	119.2p
Other furniture - EU	JZU8	0310900100	127.7B	128.5B	129.0B	130.4B	128.4B	128.0B	126.6pB	127.8pB	124.6p
Other furniture - NEU	JZU9	0310900200	115.6B	115.9B	116.5B	117.5B	119.9B	118.5B	118.0pB	118.0pB	115.0p
Other manufactured goods											
Sports goods - NEU	JZV7	0323000200	116.2B	116.3B	116.0B	116.1B	115.8B	115.7B	110.5pB	110.6pB	114.5p
Games & toys - EU	JZW4	0324000100	114.7B	114.7B	114.7B	115.9B	115.9B	115.1B	115.0pB	115.7pB	114.6p
Medical & dental instruments & supplies - EU	JZW8	0325000100	103.7B	103.4B	102.5B	103.1B	104.1B	103.3B	103.4pB	102.7pB	103.9p
Medical & dental instruments & supplies - NEU	JZW9	0325000200	110.3B	108.9B	107.9B	108.3B	108.1B	107.6B	108.7pB	109.4pB	108.9p
Other manufactured goods n.e.c - EU	JZY2	0329900100	128.8F	128.6F	127.2F	129.1F	133.2F	130.7F	129.9pF	130.2pF	131.3p

1 Average index value for the calendar year January to December 2010.

Source: Office for National Statistics

EU - Exported within the European Union.

NEU - Exported outside of the European Union.

For B and F see notes.